

2020046.000 - SW 72nd Ave and SW 6th St - TMC

Wed Feb 11, 2026

Full Length ()

All Classes (Lights, Articulated Trucks and Single-Unit Trucks, Buses, Pedestrians, Bicycles on Road, Bicycles on Crosswalk)

All Movements

ID: 1378732, Location: 26.004844, -80.231533



Provided by: Marlin Engineering Inc.
Marlin Engineering/ 3363 W Commercial Blvd, Suite 115,
Ft. Lauderdale, FL, 33309, US

Leg Direction	North Southbound						East Westbound						South Northbound						West Eastbound						Int
	R	T	L	U	App	Ped*	R	T	L	U	App	Ped*	R	T	L	U	App	Ped*	R	T	L	U	App	Ped*	
2026-02-11 12:00AM	0	6	0	0	6	0	0	1	2	0	3	0	2	11	0	0	13	1	1	0	0	0	1	1	23
12:15AM	0	13	0	0	13	0	0	0	0	0	0	0	0	5	0	0	5	0	0	0	0	0	0	0	18
12:30AM	0	10	0	0	10	0	3	0	1	0	4	0	1	6	0	0	7	0	0	0	0	0	0	0	21
12:45AM	0	10	0	0	10	0	1	0	0	0	1	0	0	9	0	0	9	0	0	0	0	0	0	0	20
Hourly Total	0	39	0	0	39	0	4	1	3	0	8	0	3	31	0	0	34	1	1	0	0	0	1	1	82
1:00AM	0	13	1	0	14	0	0	0	0	0	0	0	2	7	0	0	9	0	0	0	0	0	0	0	23
1:15AM	0	9	0	0	9	0	0	0	2	0	2	0	1	6	0	0	7	0	0	0	0	0	0	0	18
1:30AM	0	2	1	0	3	0	0	0	0	0	0	0	0	6	0	0	6	0	0	0	0	0	0	0	9
1:45AM	0	4	0	0	4	0	0	0	0	0	0	0	1	2	0	0	3	0	0	0	0	0	0	0	7
Hourly Total	0	28	2	0	30	0	0	0	2	0	2	0	4	21	0	0	25	0	0	0	0	0	0	0	57
2:00AM	0	2	1	0	3	0	1	0	0	0	1	0	2	2	0	0	4	0	0	0	0	0	0	0	8
2:15AM	0	10	0	0	10	0	1	0	0	0	1	0	0	2	0	0	2	0	0	0	0	0	0	0	13
2:30AM	0	2	0	0	2	0	0	0	0	0	0	0	0	2	0	0	2	0	0	0	0	0	0	0	4
2:45AM	0	5	1	0	6	0	0	0	0	0	0	0	0	0	0	0	0	0	0	0	0	0	0	0	6
Hourly Total	0	19	2	0	21	0	2	0	0	0	2	0	2	6	0	0	8	0	0	0	0	0	0	0	31
3:00AM	0	3	0	0	3	0	2	0	0	0	2	0	0	4	0	0	4	0	0	0	0	0	0	0	9
3:15AM	0	2	1	0	3	0	0	0	0	0	0	0	0	1	0	0	1	0	0	0	0	0	0	0	4
3:30AM	0	3	1	0	4	0	1	0	0	0	1	0	1	6	0	0	7	0	0	0	0	0	0	0	12
3:45AM	0	3	0	0	3	0	0	0	0	0	0	0	0	2	0	0	2	0	0	0	0	0	0	0	5
Hourly Total	0	11	2	0	13	0	3	0	0	0	3	0	1	13	0	0	14	0	0	0	0	0	0	0	30
4:00AM	0	2	0	0	2	0	0	0	2	0	2	0	0	6	0	0	6	0	0	0	0	0	0	0	10
4:15AM	1	3	0	0	4	0	1	0	0	0	1	0	1	5	0	0	6	0	0	0	1	0	1	0	12
4:30AM	0	3	0	0	3	0	2	0	2	0	4	0	1	6	0	0	7	0	0	0	0	0	0	1	14
4:45AM	0	9	0	0	9	0	5	0	3	0	8	0	0	9	0	0	9	0	0	0	0	0	0	0	26
Hourly Total	1	17	0	0	18	0	8	0	7	0	15	0	2	26	0	0	28	0	0	0	1	0	1	1	62
5:00AM	0	5	0	0	5	0	3	0	5	0	8	0	1	12	0	0	13	0	0	0	0	0	0	0	26
5:15AM	0	7	0	0	7	1	1	0	5	0	6	0	4	15	0	0	19	0	0	0	0	0	0	0	32
5:30AM	0	8	0	0	8	0	1	0	6	0	7	0	3	26	0	0	29	0	0	0	0	0	0	0	44
5:45AM	1	14	1	0	16	0	7	0	8	0	15	0	1	12	0	0	13	1	0	0	0	0	0	4	44
Hourly Total	1	34	1	0	36	1	12	0	24	0	36	0	9	65	0	0	74	1	0	0	0	0	0	4	146
6:00AM	0	20	2	0	22	0	9	2	8	0	19	0	6	26	0	0	32	0	0	0	0	0	0	7	73
6:15AM	0	23	3	0	26	0	7	0	12	0	19	0	6	53	0	0	59	0	0	0	0	0	0	3	104
6:30AM	0	29	4	0	33	0	9	0	16	0	25	0	2	45	0	0	47	1	0	2	0	0	2	4	107
6:45AM	2	39	4	0	45	0	6	0	13	0	19	1	4	40	0	0	44	1	0	0	0	0	0	2	108
Hourly Total	2	111	13	0	126	0	31	2	49	0	82	1	18	164	0	0	182	2	0	2	0	0	2	16	392
7:00AM	1	37	3	0	41	1	13	0	15	0	28	0	7	64	0	0	71	0	0	0	0	0	0	4	140
7:15AM	3	52	6	0	61	0	12	1	18	0	31	0	16	90	0	0	106	1	0	0	1	0	1	4	199
7:30AM	3	74	9	0	86	1	22	0	28	0	50	0	19	104	0	0	123	0	1	1	1	0	3	1	262
7:45AM	0	64	4	0	68	0	24	0	22	0	46	0	17	101	0	0	118	0	2	1	1	0	4	7	236
Hourly Total	7	227	22	0	256	2	71	1	83	0	155	0	59	359	0	0	418	1	3	2	3	0	8	16	837
8:00AM	0	76	7	0	83	0	26	0	17	0	43	1	18	67	0	0	85	1	0	1	0	0	1	2	212
8:15AM	0	53	7	0	60	0	18	0	18	0	36	0	10	88	0	0	98	0	0	0	1	0	1	2	195
8:30AM	0	47	5	0	52	0	14	0	13	0	27	0	10	83	0	0	93	0	0	0	2	0	2	1	174
8:45AM	0	71	2	0	73	0	16	0	8	0	24	0	9	67	1	0	77	0	0	0	0	0	0	6	174
Hourly Total	0	247	21	0	268	0	74	0	56	0	130	1	47	305	1	0	353	1	0	1	3	0	4	11	755
9:00AM	0	54	7	0	61	0	14	0	6	0	20	0	9	88	0	0	97	0	0	0	0	0	0	0	178
9:15AM	0	63	7	0	70	0	12	0	11	0	23	0	16	86	0	0	102	0	0	0	0	0	0	2	195
9:30AM	1	53	6	0	60	1	9	0	10	0	19	0	7	49	0	0	56	1	0	0	0	0	0	3	135
9:45AM	0	37	3	0	40	0	10	0	8	0	18	0	6	55	0	0	61	0	1	0	1	0	2	6	121
Hourly Total	1	207	23	0	231	1	45	0	35	0	80	0	38	278	0	0	316	1	1	0	1	0	2	11	629
10:00AM	0	51	4	0	55	0	10	0	10	0	20	0	4	35	0	0	39	0	0	0	0	0	0	3	114
10:15AM	1	43	6	0	50	0	10	0	11	0	21	0	8	46	0	0	54	0	0	0	0	0	0	0	125
10:30AM	0	53	2	0	55	0	11	0	5	0	16	0	6	65	0	0	71	0	1	0	0	0	1	7	143
10:45AM	0	69	8	0	77	1	9	0	5	0	14	0	5	48	0	0	53	1	1	0	1	0	2	8	146
Hourly Total	1	216	20	0	237	1	40	0	31	0	71	0	23	194	0	0	217	1	2	0	1	0	3	18	528
11:00AM	1	46	8	0	55	0	14	0	15	0	29	0	6	56	0	0	62	1	0	1	0	0	1	6	147
11:15AM	0	59	1	0	60	0	10	0	11	0	21	0	3	54	0	0	57	0	0	0	0	0	0	4	138
11:30AM	2	45	5	0	52	0	7	0	7	0	14	3	6	55	0	0	61	0	0	0	4	0	4	3	131
11:45AM	1	43	6	0	50	0	10	0	10	0	20	1	7	50	0	0	57	0	0	0	0	0	0	2	127
Hourly Total	4	193	20	0	217	0	41	0	43	0	84	4	22	215	0	0	237	1	0	1	4	0	5	15	543
12:00PM	0	51	8	0	59	0	7	0	5	0	12	0	9	56	0	0	65	2	0	0	0	0	0	4	136
12:15PM	0	53	6	1	60	0	12	0	4	0	16	0	5	64	0	0	69	0	0	0	0	0	0	2	145
12:30PM	2	65	4	0	71	0	12	0	9	0	21	0	7	41	0	0	48	1	0	0	0	0	0	1	140

Leg Direction	North Southbound							East Westbound							South Northbound							West Eastbound							Int
	R	T	L	U	App	Ped*	R	T	L	U	App	Ped*	R	T	L	U	App	Ped*	R	T	L	U	App	Ped*	R	T	L	U	
12:45PM	0	57	6	0	63	0	15	0	6	0	21	0	9	58	0	0	67	2	0	0	0	0	0	0	0	0	0	4	151
Hourly Total	2	226	24	1	253	0	46	0	24	0	70	0	30	219	0	0	249	5	0	0	0	0	0	0	0	0	11	572	
1:00PM	0	51	9	0	60	0	11	0	8	0	19	0	5	54	1	0	60	0	0	0	0	0	0	0	0	0	0	3	139
1:15PM	0	81	3	0	84	0	13	0	11	0	24	0	6	66	0	0	72	0	0	0	0	0	0	0	0	0	0	0	180
1:30PM	0	52	5	0	57	0	12	0	11	0	23	0	7	59	0	0	66	1	0	0	0	0	0	0	0	0	4	146	
1:45PM	0	78	11	0	89	0	10	0	4	0	14	0	11	62	0	0	73	0	0	0	1	0	1	0	1	2	177		
Hourly Total	0	262	28	0	290	0	46	0	34	0	80	0	29	241	1	0	271	1	0	0	1	0	1	0	1	9	642		
2:00PM	0	73	10	0	83	0	17	1	17	1	36	0	11	89	0	0	100	0	0	0	1	0	1	0	1	1	220		
2:15PM	0	69	13	0	82	1	21	0	18	0	39	0	4	69	1	0	74	0	1	0	1	0	2	1	0	2	197		
2:30PM	0	53	5	0	58	1	12	0	12	0	24	0	5	68	0	0	73	0	0	0	0	0	0	0	0	0	2	155	
2:45PM	1	92	9	0	102	1	23	0	14	0	37	0	16	63	0	0	79	0	0	0	0	0	0	0	0	0	3	218	
Hourly Total	1	287	37	0	325	3	73	1	61	1	136	0	36	289	1	0	326	0	1	0	2	0	3	7	7	19	790		
3:00PM	1	106	5	0	112	0	21	0	13	0	34	0	16	54	0	0	70	0	0	0	0	0	0	0	0	2	216		
3:15PM	1	94	11	0	106	0	11	1	9	0	21	0	16	81	0	0	97	0	1	0	2	0	3	4	2	7	227		
3:30PM	1	108	10	0	119	0	22	0	8	0	30	0	12	95	0	0	107	0	0	0	0	0	0	0	0	7	256		
3:45PM	2	83	10	0	95	0	22	0	10	0	32	0	10	87	0	0	97	0	1	0	1	0	2	3	2	3	226		
Hourly Total	5	391	36	0	432	0	76	1	40	0	117	0	54	317	0	0	371	0	2	0	3	0	5	16	16	19	925		
4:00PM	0	92	5	0	97	0	16	0	3	0	19	1	10	70	0	0	80	0	1	0	1	0	2	1	1	1	198		
4:15PM	0	114	19	0	133	1	17	0	9	0	26	0	16	75	0	0	91	0	0	0	0	0	0	0	0	2	250		
4:30PM	1	127	9	0	137	0	12	0	7	0	19	0	8	84	0	0	92	1	1	0	0	0	1	0	1	0	249		
4:45PM	0	116	11	0	127	0	10	0	10	0	20	0	16	69	0	0	85	1	0	0	0	0	0	0	0	6	232		
Hourly Total	1	449	44	0	494	1	55	0	29	0	84	1	50	298	0	0	348	2	2	0	1	0	3	9	9	19	929		
5:00PM	0	112	17	0	129	0	16	0	10	0	26	0	17	95	0	0	112	0	0	0	2	0	2	1	1	1	269		
5:15PM	0	106	11	0	117	0	17	0	16	0	33	0	24	74	0	0	98	0	0	0	0	0	0	0	0	7	248		
5:30PM	1	114	11	0	126	0	14	0	13	0	27	0	10	80	0	1	91	1	0	0	0	0	0	0	6	244			
5:45PM	0	130	9	0	139	0	12	1	6	0	19	0	16	79	0	0	95	1	0	1	0	0	1	5	2	5	254		
Hourly Total	1	462	48	0	511	0	59	1	45	0	105	0	67	328	0	1	396	2	0	1	2	0	3	19	19	20	1015		
6:00PM	1	138	18	0	157	0	16	0	7	0	23	0	19	70	0	0	89	0	1	0	0	0	1	7	7	7	270		
6:15PM	0	130	13	0	143	0	11	1	7	0	19	0	14	100	0	0	114	2	0	0	0	0	0	0	8	276			
6:30PM	2	120	10	0	132	0	18	1	12	1	32	0	9	87	0	0	96	1	1	0	1	0	2	4	2	4	262		
6:45PM	0	101	12	0	113	0	17	0	5	0	22	0	13	75	0	0	88	0	0	0	0	0	0	0	1	1	223		
Hourly Total	3	489	53	0	545	0	62	2	31	1	96	0	55	332	0	0	387	3	2	0	1	0	3	20	20	20	1031		
7:00PM	0	93	8	0	101	0	9	1	6	0	16	0	11	70	0	0	81	0	0	1	0	0	1	2	2	2	199		
7:15PM	2	73	15	0	90	0	6	0	7	0	13	0	11	46	0	0	57	1	1	0	1	0	2	2	2	2	162		
7:30PM	0	63	11	1	75	0	7	0	4	0	11	0	15	62	1	0	78	2	0	1	1	0	2	5	5	166			
7:45PM	0	59	14	0	73	0	10	0	9	0	19	0	5	59	0	0	64	0	0	0	0	0	0	0	3	3	156		
Hourly Total	2	288	48	1	339	0	32	1	26	0	59	0	42	237	1	0	280	3	1	2	2	0	5	12	12	12	683		
8:00PM	0	72	6	1	79	0	7	0	0	0	7	0	10	60	0	0	70	0	0	0	0	0	0	0	3	3	156		
8:15PM	0	69	8	0	77	0	7	0	4	0	11	0	6	53	0	0	59	0	0	1	0	0	1	0	1	0	148		
8:30PM	0	64	10	0	74	0	7	0	4	0	11	0	8	35	0	0	43	0	1	0	0	0	1	1	1	1	129		
8:45PM	0	54	10	1	65	0	2	0	5	0	7	0	6	37	0	0	43	1	0	0	0	0	0	0	0	0	115		
Hourly Total	0	259	34	2	295	0	23	0	13	0	36	0	30	185	0	0	215	1	1	1	0	0	2	4	4	4	548		
9:00PM	0	51	6	0	57	0	4	0	4	0	8	0	2	36	0	0	38	0	0	0	1	0	1	4	4	4	104		
9:15PM	0	39	8	0	47	0	6	0	3	0	9	0	6	37	0	0	43	0	0	0	0	0	0	2	2	2	99		
9:30PM	0	36	8	1	45	0	4	0	6	0	10	0	9	33	0	0	42	0	0	0	0	0	0	3	3	3	97		
9:45PM	0	33	3	0	36	0	2	0	3	0	5	0	14	16	0	0	30	1	0	0	0	0	0	2	2	2	71		
Hourly Total	0	159	25	1	185	0	16	0	16	0	32	0	31	122	0	0	153	1	0	0	1	0	1	11	11	11	371		
10:00PM	0	31	4	0	35	0	2	0	2	0	4	0	5	19	0	0	24	0	0	0	0	0	0	0	0	0	63		
10:15PM	0	23	5	0	28	0	2	0	2	0	4	0	2	20	0	0	22	0	0	0	0	0	0	0	0	0	54		
10:30PM	1	25	3	0	29	0	1	0	4	0	5	0	6	28	0	0	34	0	0	0	0	0	0	0	0	0	68		
10:45PM	0	16	5	0	21	0	0	0	4	0	4	0	4	20	0	0	24	0	0	0	0	0	0	0	0	0	49		
Hourly Total	1	95	17	0	113	0	5	0	12	0	17	0	17	87	0	0	104	0	0	0	0	0	0	0	0	0	234		
11:00PM	0	29	1	0	30	0	2	0	0	0	2	0	4	14	0	0	18	0	0	0	0	0	0	1	1	1	50		
11:15PM	0	22	5	0	27	0	2	0	2	0	4	0	3	10	0	0	13	0	0	0	0	0	0	0	0	0	44		
11:30PM	0	14	2	0	16	0	2	0	2	0	4	0	3	8	0	0	11	0	0	0	0	0	0	0	0	0	31		
11:45PM	0	11	3	0	14	0	0	0	2	0	2	0	0	9	0	0	9	0	0	0	0	0	0	1	1	1	25		
Hourly Total	0	76	11	0	87	0	6	0	6	0	12	0	10	41	0	0	51	0	0	0	0	0	0	2	2	2	150		
2026-02-12 12:00AM	0	16	3	0	19	0	0	0	0	0	0	0	1	9	0	0	10	0	0	0	0	0	0	0	0	0	29		
12:15AM	0	8	4	0	12	0	1	0	0	0	1	0	1	10	0	0	11	0	0	0	0	0	0	0	0	0	24		
12:30AM	0	12	1	0	13	0	0	0	1	0	1	0	1	5	0	0	6	0	0	0	0	0	0	0	0	0	20		
12:45AM	0	6	2	0	8	0	0	0	1	0	1	0	1	6	0	0	7	0	0	0	0	0	0	0	0	0	16		
Hourly Total	0	42	10	0	52	0	1	0	2	0	3	0	4	30	0	0	34	0	0	0	0	0	0	0	0	0	89		
1:00AM	0	6	1	0	7	0	2	0	0	0	2	0	0	3	0	0	3	0	0	0	0	0	0	0	0	0	12		
1:15AM	0	5	0	0	5	0	1	0	0	0	1	0	3	7	0	0	10	0	0	0	0	0	0	0	0	0	16		
1:30AM	0	5	1	0	6	0	1	0	0	0	1	0	2	4	0</														

Leg Direction	North Southbound						East Westbound						South Northbound						West Eastbound						Int
	R	T	L	U	App	Ped*	R	T	L	U	App	Ped*	R	T	L	U	App	Ped*	R	T	L	U	App	Ped*	
2:45AM	0	0	0	0	0	0	1	0	3	0	4	0	1	1	0	0	2	0	0	0	0	0	0	6	
Hourly Total	0	10	2	0	12	0	2	0	3	0	5	0	2	14	0	0	16	0	0	0	0	0	0	33	
3:00AM	0	2	0	0	2	0	1	0	0	0	1	0	0	0	0	0	0	0	0	0	0	0	0	3	
3:15AM	0	0	0	0	0	0	0	0	2	0	2	0	1	3	0	0	4	0	0	0	0	0	0	6	
3:30AM	0	6	0	0	6	0	0	0	0	0	0	0	0	5	0	0	5	0	0	0	0	0	0	11	
3:45AM	0	3	0	0	3	0	2	0	1	0	3	0	0	3	0	0	3	0	0	0	0	0	0	9	
Hourly Total	0	11	0	0	11	0	3	0	3	0	6	0	1	11	0	0	12	0	0	0	0	0	0	29	
4:00AM	0	3	0	0	3	0	0	0	0	0	0	0	0	6	0	0	6	0	0	0	0	0	0	9	
4:15AM	0	3	0	0	3	0	1	0	1	0	2	0	1	5	0	0	6	0	0	0	0	0	0	11	
4:30AM	0	6	1	0	7	0	1	0	3	0	4	0	0	9	0	0	9	0	0	0	0	0	0	20	
4:45AM	0	13	1	0	14	0	4	0	3	0	7	0	0	9	0	0	9	0	0	0	0	0	0	30	
Hourly Total	0	25	2	0	27	0	6	0	7	0	13	0	1	29	0	0	30	0	0	0	0	0	1	70	
5:00AM	0	2	0	0	2	0	1	0	5	0	6	0	0	11	0	0	11	0	0	0	0	0	0	19	
5:15AM	0	7	0	0	7	0	1	0	3	0	4	0	4	17	0	0	21	0	0	0	0	0	0	32	
5:30AM	0	8	0	0	8	0	7	0	6	0	13	0	1	12	0	0	13	0	0	0	0	0	0	34	
5:45AM	0	10	1	0	11	0	4	0	9	0	13	0	2	17	0	0	19	0	1	0	0	0	1	44	
Hourly Total	0	27	1	0	28	0	13	0	23	0	36	0	7	57	0	0	64	0	1	0	0	0	1	129	
6:00AM	0	12	0	0	12	0	7	0	8	0	15	0	4	26	0	0	30	0	0	0	0	0	0	57	
6:15AM	0	21	1	0	22	0	9	0	12	0	21	0	3	50	0	0	53	0	0	0	0	0	0	96	
6:30AM	0	26	1	0	27	0	9	0	15	0	24	0	2	48	0	0	50	0	0	0	0	0	4	101	
6:45AM	1	34	2	0	37	2	12	0	11	0	23	0	6	49	0	0	55	0	0	0	0	0	0	115	
Hourly Total	1	93	4	0	98	2	37	0	46	0	83	0	15	173	0	0	188	0	0	0	0	0	7	369	
7:00AM	0	36	2	0	38	1	12	0	17	0	29	0	15	55	0	0	70	0	0	0	0	0	3	137	
7:15AM	2	50	6	0	58	0	19	0	14	0	33	0	14	93	1	0	108	0	0	0	0	0	1	199	
7:30AM	4	68	9	0	81	0	16	0	29	0	45	0	15	78	0	0	93	0	0	1	0	1	1	220	
7:45AM	1	66	5	0	72	1	32	0	23	0	55	0	17	109	0	0	126	0	1	1	1	0	3	256	
Hourly Total	7	220	22	0	249	2	79	0	83	0	162	0	61	335	1	0	397	0	1	1	2	0	4	812	
8:00AM	0	71	5	0	76	0	30	0	18	0	48	0	17	73	0	0	90	0	0	0	2	0	2	216	
8:15AM	0	64	8	0	72	0	20	0	14	0	34	0	8	74	0	0	82	0	0	0	0	0	2	188	
8:30AM	0	59	8	0	67	0	19	0	8	0	27	0	13	77	0	0	90	1	0	0	0	0	6	184	
8:45AM	0	57	8	0	65	0	16	0	12	0	28	0	5	71	0	0	76	1	0	0	0	0	6	169	
Hourly Total	0	251	29	0	280	0	85	0	52	0	137	0	43	295	0	0	338	2	0	0	2	0	2	757	
9:00AM	0	70	5	0	75	0	10	0	6	0	16	1	7	83	0	0	90	0	0	0	2	0	2	183	
9:15AM	0	74	6	0	80	0	14	0	5	0	19	0	3	83	1	0	87	0	0	0	2	0	2	188	
9:30AM	2	47	6	0	55	0	18	1	11	0	30	0	7	67	1	0	75	0	3	0	0	0	3	163	
9:45AM	1	51	2	0	54	0	7	0	8	0	15	0	4	55	0	0	59	0	0	0	0	0	5	128	
Hourly Total	3	242	19	0	264	0	49	1	30	0	80	1	21	288	2	0	311	0	3	0	4	0	7	662	
10:00AM	1	46	2	0	49	1	9	0	8	0	17	1	7	47	0	0	54	0	0	0	0	0	5	120	
10:15AM	1	46	6	0	53	0	9	0	9	0	18	0	8	40	0	0	48	0	1	0	1	0	2	121	
10:30AM	1	59	5	0	65	0	12	0	6	0	18	0	3	69	0	0	72	0	1	0	1	0	2	157	
10:45AM	0	50	3	0	53	1	12	0	11	0	23	2	8	64	0	0	72	0	0	0	0	0	1	148	
Hourly Total	3	201	16	0	220	2	42	0	34	0	76	3	26	220	0	0	246	0	2	0	2	0	4	546	
11:00AM	0	53	7	0	60	0	9	0	13	0	22	1	6	47	0	0	53	0	0	0	0	0	3	135	
11:15AM	1	61	7	0	69	0	11	0	4	0	15	0	6	57	0	1	64	1	0	0	1	0	1	149	
11:30AM	0	71	4	0	75	0	14	0	4	0	18	0	4	56	0	0	60	2	0	0	0	0	2	153	
11:45AM	0	54	7	0	61	0	15	0	9	0	24	0	10	52	0	0	62	0	0	0	1	0	1	148	
Hourly Total	1	239	25	0	265	0	49	0	30	0	79	1	26	212	0	1	239	3	0	0	2	0	2	10	585
12:00PM	2	52	4	0	58	0	13	0	2	0	15	0	4	49	0	0	53	1	0	0	1	0	1	127	
12:15PM	1	75	6	0	82	1	11	0	8	0	19	0	5	63	0	0	68	0	0	0	0	0	7	169	
12:30PM	0	64	3	0	67	0	13	0	9	0	22	0	7	57	0	0	64	0	0	0	0	0	2	153	
12:45PM	0	87	6	0	93	1	9	0	7	0	16	1	8	49	0	0	57	0	0	0	1	0	1	167	
Hourly Total	3	278	19	0	300	2	46	0	26	0	72	1	24	218	0	0	242	1	0	0	2	0	2	17	616
1:00PM	0	56	7	0	63	0	7	0	11	0	18	0	8	62	0	0	70	0	0	0	0	0	2	151	
1:15PM	0	73	4	0	77	1	11	0	5	0	16	1	7	68	0	0	75	0	0	0	1	0	1	169	
1:30PM	2	77	7	0	86	0	12	0	11	0	23	0	7	48	0	0	55	0	0	0	1	0	1	165	
1:45PM	1	76	9	0	86	0	8	0	10	0	18	0	11	67	0	0	78	0	0	0	0	0	0	182	
Hourly Total	3	282	27	0	312	1	38	0	37	0	75	1	33	245	0	0	278	0	0	0	2	0	2	10	667
2:00PM	0	77	5	1	83	0	22	0	14	0	36	0	8	63	0	0	71	1	0	0	0	0	6	190	
2:15PM	1	65	8	0	74	0	20	0	6	0	26	0	14	57	0	0	71	0	0	0	0	0	0	171	
2:30PM	0	66	8	0	74	0	9	0	7	0	16	0	10	70	0	0	80	0	0	0	0	0	2	170	
2:45PM	2	100	8	0	110	1	16	0	15	0	31	0	15	70	0	0	85	0	0	0	1	0	1	227	
Hourly Total	3	308	29	1	341	1	67	0	42	0	109	0	47	260	0	0	307	1	0	0	1	0	1	11	758
3:00PM	0	72	9	0	81	1	15	0	18	0	33	0	11	70	0	0	81	0	0	0	0	0	3	195	
3:15PM	0	116	12	0	128	0	28	0	19	0	47	0	12	83	1	0	96	0	1	0	2	0	3	274	
3:30PM	0	100	16	0	116	0	22	0	3	0	25	0	10	91	0	0	101	0	1	0	0	0	1	243	
3:45PM	0	88	6	0	94	0	23	0	10	0	33	1	13	63	0	0	76	0	0	0	0	0	2	203	
Hourly Total	0	376	43	0	419	1	88	0	50	0	138	1	46	307	1	0	354	0	2	0	2	0	4	18	915
4:00PM	0	88	12	0	100	0	14	0	7	0	21	0	21	74	0	0	95	0	0	0	0	0	0	1	216
4:15PM	1	116	16	0	133	0	17	0	10	0	27	0	10	82	0	0	92	0	0	0	0	0	0	3	252
4:30PM	0	107	17	0	124	0	21	3	5	0	29	0	5	76	1	0	82	2	1	0	0	0	1	5	236

Leg Direction	North Southbound						East Westbound						South Northbound						West Eastbound						Int						
Time	R	T	L	U	App	Ped*	R	T	L	U	App	Ped*	R	T	L	U	App	Ped*	R	T	L	U	App	Ped*	R	T	L	U	App	Ped*	
4:45PM	0	82	12	0	94	0	16	0	3	0	19	0	14	70	0	0	84	0	0	0	0	0	0	0	0	0	0	2	197		
Hourly Total	1	393	57	0	451	0	68	3	25	0	96	0	50	302	1	0	353	2	1	0	0	0	1	11				901			
5:00PM	0	110	6	0	116	0	16	1	12	0	29	0	12	75	0	0	87	0	0	1	1	0	2	4				234			
5:15PM	0	102	13	0	115	1	17	0	5	0	22	1	22	86	0	0	108	1	0	0	0	0	0	7				245			
5:30PM	0	110	13	0	123	7	20	0	13	0	33	0	8	93	0	0	101	2	0	0	0	0	0	3				257			
5:45PM	1	120	7	0	128	0	17	0	7	0	24	0	19	80	0	0	99	1	0	0	0	0	0	8				251			
Hourly Total	1	442	39	0	482	8	70	1	37	0	108	1	61	334	0	0	395	4	0	1	1	0	2	22				987			
6:00PM	0	112	12	0	124	0	19	0	10	0	29	0	15	88	0	0	103	4	0	0	3	0	3	10				259			
6:15PM	0	130	15	0	145	0	16	1	9	0	26	0	14	78	0	0	92	0	0	1	0	0	1	5				264			
6:30PM	0	99	15	0	114	0	11	0	10	0	21	0	12	69	0	0	81	1	0	0	0	0	0	8				216			
6:45PM	0	103	13	0	116	0	11	1	7	0	19	0	16	64	1	0	81	0	2	0	1	0	3	4				219			
Hourly Total	0	444	55	0	499	0	57	2	36	0	95	0	57	299	1	0	357	5	2	1	4	0	7	27				958			
7:00PM	1	83	13	0	97	0	17	0	9	0	26	0	12	89	0	0	101	0	0	0	1	0	1	4				225			
7:15PM	0	91	12	0	103	0	12	0	8	0	20	0	11	72	0	0	83	0	0	0	0	0	0	6				206			
7:30PM	2	72	12	0	86	0	18	1	11	0	30	0	9	53	0	0	62	0	1	0	1	0	2	0				180			
7:45PM	0	102	7	1	110	0	8	0	1	0	9	0	10	65	0	0	75	2	0	0	0	0	0	10				194			
Hourly Total	3	348	44	1	396	0	55	1	29	0	85	0	42	279	0	0	321	2	1	0	2	0	3	20				805			
8:00PM	0	81	11	0	92	0	9	1	6	0	16	0	12	64	0	0	76	0	1	0	0	0	1	5				185			
8:15PM	0	69	6	0	75	0	8	0	9	0	17	0	14	46	0	0	60	0	0	1	0	0	1	3				153			
8:30PM	0	55	5	0	60	0	4	0	4	0	8	0	10	39	0	0	49	0	0	0	0	0	0	2				117			
8:45PM	0	67	5	0	72	0	5	0	4	0	9	0	7	55	0	0	62	0	0	0	1	0	1	4				144			
Hourly Total	0	272	27	0	299	0	26	1	23	0	50	0	43	204	0	0	247	0	1	1	1	0	3	14				599			
9:00PM	0	55	9	0	64	0	4	0	4	0	8	0	3	33	0	0	36	0	0	0	0	0	0	2				108			
9:15PM	0	49	6	0	55	0	0	0	5	0	5	0	9	36	0	0	45	0	0	0	0	0	0	1				105			
9:30PM	1	37	3	0	41	0	2	0	1	0	3	0	9	28	0	0	37	0	0	0	0	0	0	0				81			
9:45PM	0	31	8	0	39	0	3	0	5	0	8	0	6	20	0	0	26	0	0	0	0	0	0	1				73			
Hourly Total	1	172	26	0	199	0	9	0	15	0	24	0	27	117	0	0	144	0	0	0	0	0	0	4				367			
10:00PM	0	37	6	0	43	0	1	0	3	0	4	0	3	15	0	0	18	0	0	0	0	0	0	1				65			
10:15PM	0	26	4	0	30	0	3	0	6	0	9	0	1	15	0	0	16	0	0	0	0	0	0	2				55			
10:30PM	2	26	7	0	35	1	3	0	2	0	5	0	4	22	0	0	26	0	0	0	1	0	1	0				67			
10:45PM	0	33	1	0	34	0	2	0	3	0	5	0	2	12	0	0	14	0	1	0	0	0	1	2				54			
Hourly Total	2	122	18	0	142	1	9	0	14	0	23	0	10	64	0	0	74	0	1	0	1	0	2	5				241			
11:00PM	0	26	2	0	28	0	1	0	1	0	2	0	2	10	0	0	12	0	0	0	0	0	0	0				42			
11:15PM	0	26	2	0	28	0	2	0	4	0	6	0	5	10	0	0	15	0	0	0	0	0	0	2				49			
11:30PM	0	19	5	0	24	0	1	0	0	0	1	0	1	13	0	0	14	0	0	0	0	0	0	0				39			
11:45PM	0	16	4	0	20	1	3	0	0	0	3	0	2	12	0	0	14	0	0	0	0	0	0	0				37			
Hourly Total	0	87	13	0	100	1	7	0	5	0	12	0	10	45	0	0	55	0	0	0	0	0	0	2				167			
2026-02-13 12:00AM	0	27	2	0	29	0	2	0	1	0	3	0	0	15	0	0	15	1	0	0	0	0	0	1				47			
12:15AM	0	14	1	0	15	0	1	0	0	0	1	0	0	11	0	0	11	0	0	0	0	0	0	0				27			
12:30AM	0	11	0	0	11	0	0	0	0	0	0	0	1	11	0	0	12	0	0	0	0	0	0	0				23			
12:45AM	0	7	0	0	7	0	0	0	2	0	2	0	1	11	0	0	12	0	0	0	0	0	0	0				21			
Hourly Total	0	59	3	0	62	0	3	0	3	0	6	0	2	48	0	0	50	1	0	0	0	0	0	1				118			
1:00AM	0	9	1	0	10	0	1	0	2	0	3	0	1	4	0	0	5	0	0	0	1	0	1	0				19			
1:15AM	0	4	0	0	4	0	0	0	1	0	1	0	0	11	0	0	11	0	0	0	0	0	0	0				16			
1:30AM	0	4	0	0	4	0	1	0	0	0	1	0	1	3	0	0	4	0	0	0	0	0	0	0				9			
1:45AM	1	2	0	0	3	0	1	0	1	0	2	0	0	7	0	0	7	0	0	0	0	0	0	0				12			
Hourly Total	1	19	1	0	21	0	3	0	4	0	7	0	2	25	0	0	27	0	0	0	1	0	1	0				56			
2:00AM	0	8	1	0	9	0	0	0	1	0	1	0	0	6	0	0	6	0	0	0	0	0	0	0				16			
2:15AM	0	7	0	0	7	0	0	0	0	0	0	0	0	6	0	0	6	0	0	0	0	0	0	0				13			
2:30AM	0	2	1	0	3	0	0	0	1	0	1	0	1	6	0	0	7	0	0	0	0	0	0	0				11			
2:45AM	0	3	0	0	3	0	1	0	2	0	3	0	0	2	0	0	2	0	0	0	0	0	0	0				8			
Hourly Total	0	20	2	0	22	0	1	0	4	0	5	0	1	20	0	0	21	0	0	0	0	0	0	0				48			
3:00AM	0	7	1	0	8	0	0	0	1	0	1	0	0	5	0	0	5	0	0	0	0	0	0	1				14			
3:15AM	0	2	1	0	3	0	1	0	1	0	2	0	0	1	0	0	1	0	0	0	0	0	0	1				6			
3:30AM	0	8	1	0	9	0	0	0	1	0	1	0	0	8	0	0	8	0	0	0	1	0	1	0				19			
3:45AM	1	4	0	0	5	0	0	0	1	0	1	0	0	3	0	0	3	0	0	0	0	0	0	0				9			
Hourly Total	1	21	3	0	25	0	1	0	4	0	5	0	0	17	0	0	17	0	0	0	1	0	1	2				48			
4:00AM	0	4	1	0	5	0	2	0	0	0	2	0	0	1	0	0	1	0	0	0	0	0	0	0				8			
4:15AM	0	3	1	0	4	0	1	0	1	0	2	0	1	7	0	0	8	0	0	0	0	0	0	0				14			
4:30AM	0	6	0	0	6	0	1	0	3	0	4	0	0	9	0	0	9	0	0	0	0	0	0	0				19			
4:45AM	0	6	0	0	6	0	3	0	5	0	8	0	0	10	0	0	10	0	0	0	0	0	0	0				24			
Hourly Total	0	19	2	0	21	0	7	0	9	0	16	0	1	27	0	0	28	0	0	0	0	0	0	0				65			
5:00AM	0	3	1	0	4	0	3	0	5	0	8	0	1	16	0	0	17	0	0	0	0	0	0	0				29			
5:15AM	0	9	1	0	10	0	6	0	6	0	12	0	1	10	0	0	11	0	0	0	0	0	0	1				33			
5:30AM	0	11	2	0	13	0	3	0	6	0	9	0	3	14	0	0	17	0	0	0	0	0	0	0				39			
5:45AM	0	13	0	0	13	0	8	0	4	0	12	0	2	27	0	0	29	0	0												

Leg Direction	North Southbound							East Westbound							South Northbound							West Eastbound							Int
	R	T	L	U	App	Ped*	R	T	L	U	App	Ped*	R	T	L	U	App	Ped*	R	T	L	U	App	Ped*					
6:45AM	0	25	2	0	27	0	7	0	12	0	19	0	4	40	0	0	44	0	0	0	0	0	0	2	90				
Hourly Total	0	97	5	0	102	1	25	2	46	0	73	0	10	150	0	0	160	0	0	2	0	0	2	17	337				
7:00AM	1	45	3	0	49	0	14	0	8	0	22	1	10	60	0	0	70	1	0	0	0	0	0	4	141				
7:15AM	1	39	6	0	46	0	21	1	9	0	31	0	15	77	0	0	92	0	0	0	0	0	0	3	169				
7:30AM	3	74	9	0	86	0	23	0	27	0	50	0	15	89	1	0	105	1	0	0	0	0	0	4	241				
7:45AM	0	66	7	0	73	0	24	0	24	0	48	0	8	77	0	0	85	1	0	1	2	0	3	4	209				
Hourly Total	5	224	25	0	254	0	82	1	68	0	151	1	48	303	1	0	352	3	0	1	2	0	3	15	760				
8:00AM	0	62	5	0	67	1	23	0	15	0	38	0	14	75	0	0	89	0	0	0	2	0	2	2	196				
8:15AM	0	40	10	0	50	0	12	0	16	0	28	0	15	74	0	0	89	0	0	0	1	0	1	4	168				
8:30AM	0	45	4	0	49	0	20	0	13	0	33	1	5	80	0	0	85	0	0	0	3	0	3	4	170				
8:45AM	1	52	7	0	60	1	17	0	7	0	24	0	6	93	0	0	99	0	1	0	1	0	2	1	185				
Hourly Total	1	199	26	0	226	2	72	0	51	0	123	1	40	322	0	0	362	0	1	0	7	0	8	11	719				
9:00AM	1	53	6	0	60	0	9	0	11	0	20	0	6	71	0	0	77	0	0	0	0	0	0	2	157				
9:15AM	0	58	5	0	63	1	9	0	12	0	21	0	6	57	0	0	63	1	0	0	1	0	1	3	148				
9:30AM	0	58	5	0	63	0	22	0	6	0	28	0	10	54	0	0	64	0	0	0	0	0	0	0	155				
9:45AM	2	46	5	1	54	0	12	0	6	0	18	0	4	56	0	0	60	0	0	1	1	0	2	3	134				
Hourly Total	3	215	21	1	240	1	52	0	35	0	87	0	26	238	0	0	264	1	0	1	2	0	3	8	594				
10:00AM	0	69	7	0	76	0	9	0	3	0	12	0	5	52	0	0	57	3	0	0	0	0	0	3	145				
10:15AM	1	52	6	0	59	0	12	0	4	0	16	0	8	54	0	0	62	1	0	0	0	0	0	5	137				
10:30AM	1	51	6	1	59	1	14	0	10	0	24	0	4	38	0	0	42	0	0	0	1	0	1	2	126				
10:45AM	0	47	5	0	52	0	8	0	6	0	14	0	5	48	0	0	53	0	0	0	0	0	0	5	119				
Hourly Total	2	219	24	1	246	1	43	0	23	0	66	0	22	192	0	0	214	4	0	0	1	0	1	15	527				
11:00AM	2	57	6	0	65	2	12	0	10	0	22	0	7	41	0	0	48	0	0	0	0	0	0	2	135				
11:15AM	0	56	2	0	58	0	11	0	7	0	18	0	5	60	0	0	65	0	0	0	0	0	0	4	141				
11:30AM	1	55	4	0	60	0	9	0	5	0	14	0	8	66	0	0	74	0	0	0	1	0	1	3	149				
11:45AM	0	56	8	0	64	0	13	0	14	0	27	0	7	63	1	0	71	0	0	0	0	0	0	5	162				
Hourly Total	3	224	20	0	247	2	45	0	36	0	81	0	27	230	1	0	258	0	0	0	1	0	1	14	587				
12:00PM	0	65	6	0	71	0	13	0	16	0	29	0	7	54	0	0	61	1	0	0	1	0	1	3	162				
12:15PM	0	65	12	0	77	0	22	0	14	0	36	0	10	55	0	0	65	0	0	0	1	0	1	4	179				
12:30PM	1	72	11	0	84	0	21	0	3	0	24	0	6	75	0	0	81	0	0	1	0	0	1	5	190				
12:45PM	0	82	8	0	90	0	20	0	17	0	37	0	9	69	0	0	78	1	0	0	0	0	0	2	205				
Hourly Total	1	284	37	0	322	0	76	0	50	0	126	0	32	253	0	0	285	2	0	1	2	0	3	14	736				
1:00PM	1	67	9	0	77	0	14	0	12	0	26	1	10	78	0	0	88	0	0	0	0	0	0	0	191				
1:15PM	0	86	9	0	95	0	18	0	11	0	29	0	13	67	0	0	80	0	0	0	0	0	0	0	204				
1:30PM	0	65	5	0	70	0	15	0	8	0	23	0	11	62	0	0	73	0	0	0	0	0	0	2	166				
1:45PM	0	77	6	0	83	0	16	0	7	0	23	0	9	70	0	0	79	1	0	0	0	0	0	1	185				
Hourly Total	1	295	29	0	325	0	63	0	38	0	101	1	43	277	0	0	320	1	0	0	0	0	0	3	746				
2:00PM	0	67	9	0	76	0	10	0	6	0	16	0	9	77	0	0	86	0	0	0	0	0	0	3	178				
2:15PM	0	82	13	1	96	0	13	1	12	0	26	0	13	72	0	0	85	0	0	0	0	0	0	1	207				
2:30PM	0	93	15	0	108	0	17	0	6	0	23	0	4	82	0	0	86	0	0	0	0	0	0	2	217				
2:45PM	0	98	11	0	109	0	15	0	9	0	24	1	8	81	0	0	89	0	0	0	0	0	0	2	222				
Hourly Total	0	340	48	1	389	0	55	1	33	0	89	1	34	312	0	0	346	0	0	0	0	0	0	8	824				
3:00PM	0	86	11	0	97	2	17	0	15	0	32	0	5	69	0	0	74	6	0	1	0	0	1	8	204				
3:15PM	0	96	7	0	103	1	9	0	7	0	16	0	11	68	0	0	79	1	0	0	0	0	0	3	198				
3:30PM	0	97	11	0	108	0	13	0	9	0	22	0	12	89	0	0	101	0	0	0	0	0	0	2	231				
3:45PM	0	105	15	0	120	0	24	0	8	0	32	0	15	113	0	0	128	0	0	0	0	0	0	3	280				
Hourly Total	0	384	44	0	428	3	63	0	39	0	102	0	43	339	0	0	382	7	0	1	0	0	1	16	913				
4:00PM	0	81	10	0	91	0	21	0	8	0	29	0	12	117	0	0	129	0	1	0	0	0	1	1	250				
4:15PM	1	103	10	0	114	0	16	0	15	0	31	0	10	134	0	0	144	0	0	0	0	0	0	0	289				
4:30PM	0	104	14	0	118	0	21	0	11	0	32	1	10	121	1	0	132	0	0	0	0	0	0	1	282				
4:45PM	0	108	13	0	121	0	18	0	5	0	23	0	12	132	0	0	144	0	0	0	1	0	1	4	289				
Hourly Total	1	396	47	0	444	0	76	0	39	0	115	1	44	504	1	0	549	0	1	0	1	0	2	6	1110				
5:00PM	0	96	13	0	109	0	14	0	11	0	25	0	18	135	0	0	153	0	0	0	1	1	2	4	289				
5:15PM	1	97	8	0	106	0	11	0	8	0	19	0	14	140	0	0	154	0	1	0	1	0	2	2	281				
5:30PM	0	109	9	1	119	0	20	0	6	0	26	0	20	111	0	0	131	1	0	0	0	0	0	4	276				
5:45PM	1	143	3	0	147	0	16	0	11	0	27	0	24	120	0	0	144	0	1	0	0	0	1	2	319				
Hourly Total	2	445	33	1	481	0	61	0	36	0	97	0	76	506	0	0	582	1	2	0	2	1	5	12	1165				
6:00PM	0	115	18	0	133	0	12	0	4	0	16	1	18	121	0	0	139	1	0	0	0	0	0	6	288				
6:15PM	0	97	19	0	116	1	20	0	9	0	29	0	20	87	0	0	107	0	0	0	0	0	0	9	252				
6:30PM	1	105	10	0	116	0	13	0	11	0	24	0	14	79	0	0	93	0	0	0	0	0	0	3	233				
6:45PM	0	91	8	0	99	0	11	0	10	0	21	0	16	79	0	0	95	0	0	0	0	0	0	14	215				
Hourly Total	1	408	55	0	464	1	56	0	34	0	90	1	68	366	0	0	434	1	0	0	0	0	0	32	988				
7:00PM	0	103	13	0	116	0	12	0	9	0	21	0	16	85	0	0	101	1	0	0	0	0	0	4	238				
7:15PM	1	99	7	0	107	0	14	0	10	0	24	0	12	84	0	0	96	1	0	0	0	0	0	2	227				
7:30PM	0	162	7	0	169	0	11	0	7	0	18	0	10	51	0	0	61	1	0	0	0	0	0	2	248				
7:45PM	1	83	11	0	95	0	12	0	3	0	15	0	6	65	0	0	71	0	2	1	0	0	3	4	184				
Hourly Total	2	447	38	0	487	0	49	0	29	0	78	0	44	285	0	0	329	3	2	1	0	0	3	12	897				
8:00PM	0	65	8	0	73	0	11	0	12	0	23	0	5	53	0	0	58	0	0	0	0	0	0	2	154				
8:15PM	1	63	8	0	72	1	7	0	7	0	14	0	7	60	0	0	67	0	0	0									

Leg Direction	North Southbound						East Westbound						South Northbound						West Eastbound						Int						
Time	R	T	L	U	App	Ped*	R	T	L	U	App	Ped*	R	T	L	U	App	Ped*	R	T	L	U	App	Ped*	R	T	L	U	App	Ped*	Int
8:45PM	0	71	10	0	81	0	4	0	6	0	10	0	5	33	0	1	39	0	0	0	1	0	1	0	0	0	1	0	131		
Hourly Total	2	262	30	0	294	2	28	1	31	0	60	0	22	199	0	1	222	0	1	0	2	0	3	5	0	0	0	579			
9:00PM	0	56	5	0	61	0	4	1	3	0	8	1	7	45	0	0	52	0	1	0	1	0	2	2	0	2	2	123			
9:15PM	0	64	11	0	75	0	7	0	2	0	9	0	8	55	0	0	63	0	0	0	0	0	0	2	2	0	2	147			
9:30PM	1	53	6	0	60	0	7	0	3	0	10	0	6	50	0	0	56	0	0	0	0	0	0	0	0	0	0	126			
9:45PM	0	46	3	0	49	0	2	0	3	0	5	0	4	39	0	0	43	0	0	0	0	0	0	0	0	0	0	97			
Hourly Total	1	219	25	0	245	0	20	1	11	0	32	1	25	189	0	0	214	0	1	0	1	0	2	4	0	0	4	493			
10:00PM	0	40	9	0	49	0	2	0	4	0	6	0	9	35	0	0	44	0	0	0	0	0	0	0	1	0	1	99			
10:15PM	0	40	8	0	48	0	4	0	7	0	11	0	8	29	0	0	37	0	0	0	0	0	0	0	1	0	1	96			
10:30PM	0	36	2	0	38	0	5	0	5	0	10	0	7	33	0	0	40	0	0	0	0	0	0	0	1	0	1	88			
10:45PM	0	40	3	0	43	0	5	0	5	0	10	0	5	19	0	0	24	0	0	0	0	0	0	0	1	0	1	77			
Hourly Total	0	156	22	0	178	0	16	0	21	0	37	0	29	116	0	0	145	0	0	0	0	0	0	4	0	0	4	360			
11:00PM	0	29	3	0	32	0	5	0	2	0	7	0	8	24	0	0	32	0	0	0	0	0	0	0	0	0	0	71			
11:15PM	0	36	4	1	41	0	3	0	1	0	4	0	4	11	0	0	15	0	0	0	0	0	0	3	0	0	3	60			
11:30PM	0	19	4	0	23	0	2	0	2	0	4	0	3	14	0	0	17	0	0	1	0	1	3	0	0	1	3	45			
11:45PM	1	18	2	0	21	0	2	0	2	0	4	0	3	16	0	0	19	0	1	0	0	0	1	0	0	0	0	45			
Hourly Total	1	102	13	1	117	0	12	0	7	0	19	0	18	65	0	0	83	0	1	0	1	0	2	6	0	0	6	221			
2026-02-14 12:00AM	1	24	3	0	28	0	1	0	2	0	3	0	3	15	1	0	19	0	0	1	0	0	1	1	0	0	1	51			
12:15AM	1	19	2	0	22	0	1	0	3	0	4	0	0	13	0	0	13	0	1	0	1	0	2	0	0	0	0	41			
12:30AM	1	21	4	0	26	0	4	1	2	0	7	0	4	16	0	0	20	0	0	1	1	0	2	2	0	0	2	55			
12:45AM	0	11	3	0	14	0	1	0	2	0	3	0	1	12	0	0	13	0	0	0	0	0	0	0	0	0	0	30			
Hourly Total	3	75	12	0	90	0	7	1	9	0	17	0	8	56	1	0	65	0	1	2	2	0	5	3	0	0	3	177			
1:00AM	0	15	0	0	15	0	1	0	1	0	2	0	1	6	0	0	7	0	0	0	0	0	0	0	0	0	0	24			
1:15AM	0	14	0	0	14	0	0	0	1	0	1	0	3	16	0	0	19	0	0	0	0	0	0	0	0	0	0	34			
1:30AM	0	14	1	0	15	0	0	0	0	0	0	0	1	8	0	0	9	0	0	0	0	0	0	0	0	0	0	24			
1:45AM	0	8	0	0	8	0	0	0	0	0	0	0	2	7	0	0	9	0	0	0	0	0	0	0	0	0	0	17			
Hourly Total	0	51	1	0	52	0	1	0	2	0	3	0	7	37	0	0	44	0	0	0	0	0	0	0	0	0	0	99			
2:00AM	0	12	1	0	13	0	0	0	0	0	0	0	1	13	0	0	14	0	0	0	0	0	0	0	0	0	0	27			
2:15AM	0	12	0	0	12	0	1	0	1	0	2	0	1	7	0	0	8	0	0	0	0	0	0	0	0	0	0	22			
2:30AM	0	6	0	0	6	0	2	0	0	0	2	0	2	13	0	0	15	0	0	0	0	0	0	1	0	0	1	23			
2:45AM	0	8	2	0	10	0	0	0	0	0	0	0	1	6	0	0	7	0	0	0	0	0	0	0	0	0	0	17			
Hourly Total	0	38	3	0	41	0	3	0	1	0	4	0	5	39	0	0	44	0	0	0	0	0	0	1	0	0	1	89			
3:00AM	0	7	1	0	8	0	0	0	0	0	0	0	1	7	0	0	8	0	0	0	0	0	0	0	0	0	0	16			
3:15AM	0	6	0	0	6	0	0	0	2	0	2	0	0	4	0	0	4	0	0	0	0	0	0	0	0	0	0	12			
3:30AM	0	5	0	0	5	0	0	0	1	0	1	0	0	5	0	0	5	0	0	0	0	0	0	0	0	0	0	11			
3:45AM	0	7	1	0	8	0	0	0	3	0	3	0	0	5	0	0	5	0	0	0	0	0	0	0	0	0	0	16			
Hourly Total	0	25	2	0	27	0	0	0	6	0	6	0	1	21	0	0	22	0	0	0	0	0	0	0	0	0	0	55			
4:00AM	0	10	1	0	11	0	1	0	1	0	2	0	0	2	0	0	2	0	0	0	0	0	0	0	0	0	0	15			
4:15AM	0	6	2	0	8	0	0	0	0	0	0	0	0	16	0	0	16	0	0	0	0	0	0	0	0	0	0	24			
4:30AM	0	2	2	0	4	0	1	0	2	0	3	0	1	5	0	0	6	0	0	0	1	0	1	0	0	0	0	14			
4:45AM	0	6	1	0	7	0	1	0	0	0	1	0	0	5	0	0	5	0	0	0	0	0	0	0	0	0	0	13			
Hourly Total	0	24	6	0	30	0	3	0	3	0	6	0	1	28	0	0	29	0	0	0	1	0	1	0	0	0	0	66			
5:00AM	0	6	0	0	6	0	2	0	2	0	4	0	0	11	0	0	11	0	0	0	0	0	0	1	0	0	1	21			
5:15AM	0	4	1	0	5	0	1	0	3	0	4	0	1	6	0	0	7	0	0	0	0	0	0	0	0	0	0	16			
5:30AM	1	6	0	0	7	0	1	0	3	0	4	0	1	8	0	0	9	0	0	0	0	0	0	3	0	0	3	20			
5:45AM	1	4	0	0	5	0	2	0	1	0	3	0	0	11	0	0	11	0	0	0	0	0	0	2	0	0	2	19			
Hourly Total	2	20	1	0	23	0	6	0	9	0	15	0	2	36	0	0	38	0	0	0	0	0	6	0	0	0	6	76			
6:00AM	0	11	1	0	12	0	1	0	2	0	3	0	1	14	0	0	15	0	0	0	0	0	0	5	0	0	5	30			
6:15AM	0	13	0	0	13	0	2	0	2	0	4	0	2	18	0	0	20	0	0	0	0	0	0	2	0	0	2	37			
6:30AM	0	14	0	0	14	0	1	0	4	0	5	0	2	15	0	0	17	0	0	0	0	0	0	4	0	0	4	36			
6:45AM	1	15	0	0	16	0	3	0	2	0	5	0	0	12	0	0	12	0	0	0	0	0	0	6	0	0	6	33			
Hourly Total	1	53	1	0	55	0	7	0	10	0	17	0	5	59	0	0	64	0	0	0	0	0	17	0	0	0	17	136			
7:00AM	1	7	1	0	9	1	3	0	3	0	6	1	2	24	0	0	26	0	0	0	0	0	0	5	0	0	5	41			
7:15AM	2	22	2	0	26	0	4	0	7	0	11	0	2	19	0	0	21	0	0	0	1	0	1	8	0	0	8	59			
7:30AM	2	19	0	0	21	0	6	0	3	0	9	1	4	29	0	0	33	0	2	0	1	0	3	6	0	0	6	66			
7:45AM	0	25	1	0	26	0	6	0	4	0	10	0	2	29	0	0	31	1	1	0	1	0	2	5	0	0	5	69			
Hourly Total	5	73	4	0	82	1	19	0	17	0	36	2	10	101	0	0	111	1	3	0	3	0	6	24	0	0	24	235			
8:00AM	1	32	4	0	37	0	10	0	1	0	11	0	2	33	0	0	35	0	0	0	1	0	1	7	0	0	7	84			
8:15AM	0	38	2	0	40	0	7	0	9	0	16	0	4	38	0	0	42	1	0	0	1	0	1	6	0	0	6	99			
8:30AM	0	39	5	0	44	0	11	0	10	0	21	0	4	39	0	0	43	0	1	0	0	0	1	4	0	0	4	109			
8:45AM	0	29	7	0	36	1	15	0	11	0	26	0	4	39	0	0	43	0	0	0	0	0	0	6	0	0	6	105			
Hourly Total	1	138	18	0	157	1	43	0	31	0	74	0	14	149	0	0	163	1	1	0	2	0	3	23	0	0	3	397			
9:00AM	0	40	3	0	43	1	6	0	3	0	9	0	2	38	0	0	40	0	0	0	0	0	0	4	0	0	4	92			
9:15AM	1	46	4	0	51	1	11	0	4	0	15	0	2	46	1	0	49	0	0	0	0	0	0	1	0	0	1	115			
9:3																															

Leg Direction	North Southbound						East Westbound						South Northbound						West Eastbound						Int						
Time	R	T	L	U	App	Ped*	R	T	L	U	App	Ped*	R	T	L	U	App	Ped*	R	T	L	U	App	Ped*	R	T	L	U	App	Ped*	Int
12:45AM	0	17	1	0	18	0	0	1	2	0	3	0	2	18	0	1	21	0	0	0	0	0	0	0	0	0	0	0	42		
Hourly Total	0	91	6	0	97	0	2	1	8	0	11	0	8	81	0	1	90	0	0	0	0	0	0	0	0	0	0	198			
1:00AM	0	20	0	1	21	0	2	0	1	0	3	0	1	16	0	0	17	0	0	0	0	0	0	0	0	0	0	41			
1:15AM	0	16	0	0	16	0	0	0	2	0	2	0	4	11	0	0	15	0	0	0	0	0	0	0	0	0	0	33			
1:30AM	0	17	1	0	18	0	3	0	0	0	3	0	4	12	0	0	16	0	0	0	0	0	0	0	0	0	0	37			
1:45AM	0	9	2	0	11	0	1	0	1	0	2	0	0	12	0	0	12	0	0	0	0	0	0	0	0	0	0	25			
Hourly Total	0	62	3	1	66	0	6	0	4	0	10	0	9	51	0	0	60	0	0	0	0	0	0	0	0	0	0	136			
2:00AM	0	7	0	0	7	0	0	0	1	0	1	0	1	7	0	0	8	0	0	0	0	0	0	0	0	0	0	16			
2:15AM	0	13	1	0	14	0	0	0	1	0	1	0	1	3	0	0	4	0	0	0	0	0	0	0	0	0	0	19			
2:30AM	0	11	1	0	12	0	0	0	0	0	0	0	2	10	0	0	12	0	0	0	0	0	0	0	0	0	0	24			
2:45AM	0	4	0	0	4	0	1	0	0	0	1	0	0	7	0	0	7	0	0	0	0	0	0	0	0	0	0	12			
Hourly Total	0	35	2	0	37	0	1	0	2	0	3	0	4	27	0	0	31	0	0	0	0	0	0	0	0	0	0	71			
3:00AM	0	4	1	0	5	0	0	0	1	0	1	0	0	11	0	0	11	0	0	0	0	0	0	0	0	0	0	17			
3:15AM	0	13	1	0	14	0	1	0	1	0	2	0	0	6	0	0	6	0	0	0	0	0	0	0	0	0	2	22			
3:30AM	0	3	0	0	3	0	1	0	1	0	2	0	1	7	0	0	8	0	0	0	0	0	0	0	0	0	0	13			
3:45AM	0	8	0	0	8	0	0	0	3	0	3	0	0	9	0	0	9	0	0	0	0	0	0	0	0	0	0	20			
Hourly Total	0	28	2	0	30	0	2	0	6	0	8	0	1	33	0	0	34	0	0	0	0	0	0	0	0	2	72				
4:00AM	0	3	0	0	3	0	0	0	2	0	2	0	0	4	0	0	4	0	0	0	0	0	0	0	0	0	0	9			
4:15AM	0	5	1	0	6	0	1	0	0	0	1	0	0	1	0	0	1	0	0	0	0	0	0	0	0	1	8				
4:30AM	0	5	1	0	6	0	0	0	2	0	2	0	1	3	0	0	4	0	0	0	0	0	0	0	0	0	12				
4:45AM	0	12	0	0	12	0	0	0	1	0	1	0	1	9	0	0	10	0	0	0	0	0	0	0	0	0	0	23			
Hourly Total	0	25	2	0	27	0	1	0	5	0	6	0	2	17	0	0	19	0	0	0	0	0	0	0	0	1	52				
5:00AM	0	3	1	0	4	0	1	0	0	0	1	0	0	7	0	0	7	0	0	0	0	0	0	0	0	0	12				
5:15AM	0	8	0	0	8	0	1	0	1	0	2	0	4	9	0	0	13	0	0	0	0	0	0	0	0	0	23				
5:30AM	0	12	2	0	14	0	2	0	2	0	4	0	0	6	0	0	6	0	0	0	0	0	0	0	1	24					
5:45AM	0	5	1	0	6	0	1	0	2	0	3	0	1	12	0	0	13	0	0	0	0	0	0	0	4	22					
Hourly Total	0	28	4	0	32	0	5	0	5	0	10	0	5	34	0	0	39	0	0	0	0	0	0	0	5	81					
6:00AM	0	2	1	0	3	0	1	0	2	0	3	0	0	6	0	0	6	0	0	0	0	0	0	0	1	12					
6:15AM	0	9	2	0	11	0	0	0	2	0	2	0	1	12	0	0	13	0	0	0	0	0	0	0	2	26					
6:30AM	1	10	0	0	11	0	4	0	2	0	6	0	3	9	0	0	12	0	0	0	0	0	0	0	0	0	29				
6:45AM	0	13	0	0	13	0	2	0	1	0	3	0	3	14	0	0	17	0	0	0	0	0	0	0	2	33					
Hourly Total	1	34	3	0	38	0	7	0	7	0	14	0	7	41	0	0	48	0	0	0	0	0	0	5	100						
7:00AM	0	8	0	0	8	1	3	0	0	0	3	1	2	15	0	0	17	0	0	0	0	0	0	2	28						
7:15AM	3	17	1	0	21	0	6	0	2	0	8	0	0	19	0	0	19	0	0	0	0	0	0	2	48						
7:30AM	3	19	2	0	24	1	1	0	1	0	2	0	0	24	0	0	24	0	0	1	0	1	3	51							
7:45AM	0	20	0	0	20	0	2	0	5	0	7	1	0	26	0	0	26	0	0	1	0	1	4	54							
Hourly Total	6	64	3	0	73	2	12	0	8	0	20	2	2	84	0	0	86	0	0	2	0	2	11	181							
8:00AM	0	14	2	0	16	0	4	0	4	0	8	0	3	20	0	0	23	1	0	0	3	0	3	2	50						
8:15AM	1	27	1	0	29	0	7	0	5	0	12	0	2	21	0	0	23	0	0	0	0	0	0	6	64						
8:30AM	1	23	1	0	25	0	10	0	5	1	16	0	4	25	0	0	29	1	0	0	0	0	0	5	70						
8:45AM	0	27	2	1	30	1	6	0	6	0	12	0	1	28	0	0	29	0	0	0	0	0	0	3	71						
Hourly Total	2	91	6	1	100	1	27	0	20	1	48	0	10	94	0	0	104	2	0	0	3	0	3	16	255						
9:00AM	0	28	2	0	30	1	11	1	4	0	16	0	3	31	0	0	34	1	0	0	1	0	1	2	81						
9:15AM	0	32	4	1	37	1	13	0	8	0	21	0	7	38	0	0	45	0	0	0	0	0	0	2	103						
9:30AM	0	32	8	0	40	1	14	0	1	0	15	0	5	47	0	0	52	0	0	0	0	0	0	11	107						
9:45AM	0	44	2	0	46	0	13	0	9	0	22	0	2	40	0	0	42	2	0	0	2	0	2	3	112						
Hourly Total	0	136	16	1	153	3	51	1	22	0	74	0	17	156	0	0	173	3	0	0	3	0	3	18	403						
10:00AM	0	29	7	0	36	0	12	0	9	0	21	0	3	40	0	0	43	0	0	0	0	0	0	7	100						
10:15AM	0	48	6	0	54	0	13	0	11	0	24	0	10	35	0	0	45	0	0	0	0	0	0	6	123						
10:30AM	0	49	9	0	58	0	18	0	9	0	27	0	3	58	0	0	61	0	0	1	0	1	4	147							
10:45AM	0	45	9	0	54	0	11	0	6	0	17	0	7	56	0	0	63	0	1	0	1	0	2	4	136						
Hourly Total	0	171	31	0	202	0	54	0	35	0	89	0	23	189	0	0	212	0	1	0	2	0	3	21	506						
11:00AM	0	35	6	0	41	0	5	0	5	0	10	0	6	49	0	0	55	0	1	0	0	0	1	3	107						
11:15AM	0	58	4	0	62	0	7	0	10	0	17	0	6	54	1	0	61	0	0	0	0	0	0	3	140						
11:30AM	1	58	6	0	65	0	7	0	6	0	13	0	5	67	0	0	72	1	0	0	1	0	1	5	151						
11:45AM	0	51	5	0	56	0	15	0	11	0	26	0	9	61	0	0	70	0	0	0	0	0	0	6	152						
Hourly Total	1	202	21	0	224	0	34	0	32	0	66	0	26	231	1	0	258	1	1	0	1	0	2	17	550						
12:00PM	3	58	8	0	69	0	15	0	14	0	29	0	10	44	1	0	55	1	2	0	0	0	2	2	155						
12:15PM	0	49	8	0	57	0	13	0	8	0	21	0	2	48	0	0	50	0	0	0	0	0	0	2	128						
12:30PM	1	71	5	0	77	0	21	0	9	0	30	0	5	60	0	0	65	0	1	0	0	0	1	6	173						
12:45PM	0	58	11	0	69	0	11	0	7	0	18	0	9	53	0	0	62	0	0	0	0	0	0	6	149						
Hourly Total	4	236	32	0	272	0	60	0	38	0	98	0	26	205	1	0	232	1	3	0	0	0	3	16	605						
1:00PM	0	56	10	0	66	0	7	0	9	0	16	0	9	77	0	0	86	0	0	0	0	0	0	5	168						
1:15PM	0	68	14	1	83	0	15	0	7	0	22	0	6	77	0	0	83	1	0	0	0	0	0	2	188						
1:30PM	0	54	10	0	64	1	18	0	9	0	27	0	6	68	0	0	74	0	0	0	0	0	0	2	165						
1:45PM	0	66	10	1	77	0	16	0	8	0	24	0	7	54	0	0	61	0	0	0	0	0	0	2	162						
Hourly Total	0	244	44	2	290	1	56	0	33	0	89	0	28	276	0	0	304	1	0	0	0	0	0	11	683						
2:00PM	0	64	7	0	71	0	11	0	7	0	18	0	7	66	0	0	73	1	0	0	0	0	0	1	162						
2:15PM	0</																														

Leg Direction	North Southbound						East Westbound						South Northbound						West Eastbound						Int
	R	T	L	U	App	Ped*	R	T	L	U	App	Ped*	R	T	L	U	App	Ped*	R	T	L	U	App	Ped*	
4:45AM	0	4	1	0	5	0	1	0	1	0	2	0	1	4	0	0	5	0	0	0	0	0	0	12	
Hourly Total	0	17	1	0	18	0	3	0	5	0	8	0	3	14	0	0	17	0	0	0	0	0	0	43	
5:00AM	0	5	0	0	5	0	2	0	1	0	3	0	0	7	0	0	7	0	0	0	0	0	0	15	
5:15AM	0	4	1	0	5	0	4	0	4	0	8	0	1	8	0	1	10	0	0	0	0	0	0	23	
5:30AM	0	7	0	0	7	0	5	0	5	0	10	0	3	22	0	0	25	0	0	0	0	0	0	42	
5:45AM	0	16	0	0	16	0	5	0	7	0	12	0	0	21	0	0	21	0	0	0	0	0	0	49	
Hourly Total	0	32	1	0	33	0	16	0	17	0	33	0	4	58	0	1	63	0	0	0	0	0	4	129	
6:00AM	0	10	0	0	10	0	8	0	8	0	16	0	0	23	0	0	23	0	0	0	0	0	0	49	
6:15AM	0	19	2	0	21	1	3	0	5	0	8	1	3	33	0	0	36	0	0	0	0	0	0	65	
6:30AM	0	24	2	0	26	0	9	0	5	0	14	0	2	23	0	0	25	0	0	0	0	0	0	65	
6:45AM	1	12	1	0	14	0	5	0	11	0	16	0	1	35	0	0	36	0	0	0	0	0	0	66	
Hourly Total	1	65	5	0	71	1	25	0	29	0	54	1	6	114	0	0	120	0	0	0	0	0	10	245	
7:00AM	2	32	2	0	36	0	4	0	5	0	9	1	3	30	0	0	33	0	0	0	0	0	0	78	
7:15AM	2	30	1	0	33	2	6	1	10	0	17	0	2	41	0	0	43	0	0	1	0	0	1	94	
7:30AM	1	27	3	0	31	0	11	0	4	0	15	0	4	50	1	0	55	0	0	0	0	0	0	101	
7:45AM	0	30	0	0	30	0	8	0	9	0	17	0	2	42	0	0	44	0	0	2	0	0	2	93	
Hourly Total	5	119	6	0	130	2	29	1	28	0	58	1	11	163	1	0	175	0	0	1	2	0	3	366	
8:00AM	0	35	1	0	36	0	10	0	13	0	23	0	6	44	0	0	50	0	0	5	0	5	1	114	
8:15AM	0	28	1	0	29	0	8	0	4	0	12	0	3	45	0	0	48	0	0	0	0	0	0	89	
8:30AM	0	26	2	0	28	0	15	0	12	0	27	0	9	40	0	0	49	0	0	0	0	0	0	104	
8:45AM	0	43	4	0	47	0	8	0	8	0	16	0	6	45	0	0	51	0	0	0	0	0	5	114	
Hourly Total	0	132	8	0	140	0	41	0	37	0	78	0	24	174	0	0	198	0	0	5	0	5	11	421	
9:00AM	0	42	2	0	44	0	10	0	5	0	15	0	4	39	0	0	43	0	0	0	0	0	0	102	
9:15AM	0	38	5	0	43	0	11	0	6	0	17	0	7	48	0	0	55	0	1	0	0	0	1	116	
9:30AM	0	29	4	0	33	0	5	0	14	0	19	0	10	51	0	0	61	0	0	0	0	0	0	113	
9:45AM	0	47	2	0	49	1	7	0	7	0	14	0	7	53	0	0	60	0	0	0	0	0	0	123	
Hourly Total	0	156	13	0	169	1	33	0	32	0	65	0	28	191	0	0	219	0	1	0	0	0	1	9	454
10:00AM	0	44	5	0	49	0	12	0	10	0	22	0	9	48	1	0	58	0	0	0	0	0	0	129	
10:15AM	0	47	9	0	56	0	9	0	6	0	15	0	2	45	0	0	47	0	0	0	0	0	0	118	
10:30AM	0	51	6	0	57	0	14	0	7	0	21	0	6	54	0	0	60	0	0	0	0	0	0	138	
10:45AM	0	44	8	0	52	0	16	0	6	0	22	0	3	47	0	0	50	0	1	0	0	0	1	125	
Hourly Total	0	186	28	0	214	0	51	0	29	0	80	0	20	194	1	0	215	0	1	0	0	0	1	11	510
11:00AM	0	53	7	0	60	0	12	1	11	0	24	0	7	37	0	0	44	2	1	0	0	0	1	129	
11:15AM	0	58	6	0	64	0	13	0	5	0	18	0	6	47	0	0	53	0	0	0	0	0	0	135	
11:30AM	0	53	7	0	60	0	11	0	5	0	16	0	6	52	0	0	58	2	0	0	0	0	0	134	
11:45AM	1	41	11	0	53	0	12	0	7	0	19	0	5	43	0	0	48	2	0	0	0	0	0	120	
Hourly Total	1	205	31	0	237	0	48	1	28	0	77	0	24	179	0	0	203	6	1	0	0	0	1	16	518
12:00PM	0	69	10	0	79	0	16	0	5	0	21	0	7	56	0	0	63	1	0	0	0	0	0	163	
12:15PM	0	55	7	0	62	0	10	0	8	0	18	0	4	48	0	0	52	0	0	0	0	0	0	132	
12:30PM	0	58	6	0	64	0	15	0	9	0	24	0	5	44	0	0	49	0	0	1	0	0	1	138	
12:45PM	0	60	12	0	72	0	15	1	6	0	22	0	5	67	0	0	72	0	0	0	0	0	0	166	
Hourly Total	0	242	35	0	277	0	56	1	28	0	85	0	21	215	0	0	236	1	0	1	0	0	1	16	599
1:00PM	0	72	10	0	82	2	9	2	6	0	17	0	8	56	0	0	64	0	1	0	0	0	1	0	164
1:15PM	0	55	10	0	65	0	17	0	8	0	25	1	5	49	0	0	54	1	0	0	0	0	0	0	144
1:30PM	0	41	3	0	44	0	11	0	4	0	15	0	4	53	0	0	57	0	0	0	0	0	0	0	116
1:45PM	1	71	7	0	79	1	15	0	6	0	21	0	12	65	0	0	77	0	0	1	0	0	1	0	178
Hourly Total	1	239	30	0	270	3	52	2	24	0	78	1	29	223	0	0	252	1	1	1	0	0	2	3	602
2:00PM	1	68	6	0	75	0	8	0	7	0	15	0	6	71	0	0	77	3	0	0	0	0	0	0	167
2:15PM	0	55	8	0	63	0	12	0	5	0	17	0	4	62	0	0	66	0	0	0	0	0	0	0	146
2:30PM	1	72	6	0	79	0	12	0	13	0	25	0	11	61	0	0	72	0	0	0	0	0	0	0	176
2:45PM	0	59	7	0	66	0	19	0	4	0	23	0	12	58	0	0	70	0	0	2	0	0	2	0	161
Hourly Total	2	254	27	0	283	0	51	0	29	0	80	0	33	252	0	0	285	3	0	0	2	0	2	4	650
3:00PM	2	66	6	0	74	0	11	0	12	0	23	0	14	54	0	0	68	0	0	2	0	2	2	0	167
3:15PM	1	70	10	0	81	0	14	0	5	0	19	0	5	60	0	0	65	0	0	0	0	0	0	0	165
3:30PM	0	60	4	0	64	1	12	0	8	0	20	0	6	58	0	0	64	0	0	1	0	0	1	1	149
3:45PM	0	69	17	0	86	0	14	0	5	0	19	0	11	67	0	0	78	1	0	0	2	0	2	1	185
Hourly Total	3	265	37	0	305	1	51	0	30	0	81	0	36	239	0	0	275	1	0	0	5	0	5	7	666
4:00PM	1	85	10	0	96	2	15	0	10	0	25	0	5	58	0	0	63	0	0	0	0	0	0	4	184
4:15PM	0	80	11	0	91	1	12	0	5	0	17	2	4	57	0	0	61	2	0	0	0	0	0	4	169
4:30PM	0	75	11	0	86	3	9	0	5	0	14	0	8	70	0	0	78	0	0	0	0	0	0	3	178
4:45PM	0	70	10	0	80	0	9	0	8	0	17	1	12	73	0	0	85	2	0	0	1	0	1	5	183
Hourly Total	1	310	42	0	353	6	45	0	28	0	73	3	29	258	0	0	287	4	0	0	1	0	1	16	714
5:00PM	0	81	5	0	86	1	8	2	6	0	16	0	7	58	0	0	65	2	0	0	0	0	0	6	167
5:15PM	2	93	7	0	102	0	9	0	7	0	16	0	11	68	0	0	79	1	0	0	2	0	2	7	199
5:30PM	0	93	7	0	100	0	18	0	9	0	27	0	15	72	0	1	88	1	0	0	0	0	0	8	215
5:45PM	2	83	6	0	91	2	16	1	9	0	26	0	10	76	0	0	86	1	0	1	0	0	1	12	204
Hourly Total	4	350	25	0	379	3	51	3	31	0	85	0	43	274	0	1	318	5	0	1	2	0	3	33	785
6:00PM	0	86	17	0	103	0	12	0	10	0	22	0	7	60	0	0	67	0	0	0	0	0	0	12	192
6:15PM	0	98	11	0	109	4	9	0	6	0	15	2	15	69	0	0	84	0	0	0	0	0	0	11	208
6:30PM	0	77	10	0	87	0	17	0	7	0	24	0	13	54	1	0	68	0	1	0	0	0	1	8	180

Leg Direction	North Southbound						East Westbound						South Northbound						West Eastbound						Int						
Time	R	T	L	U	App	Ped*	R	T	L	U	App	Ped*	R	T	L	U	App	Ped*	R	T	L	U	App	Ped*	R	T	L	U	App	Ped*	Int
6:45PM	0	68	4	0	72	0	5	0	12	0	17	0	10	53	0	0	63	0	0	0	0	0	0	0	0	0	0	0	0	1	152
Hourly Total	0	329	42	0	371	4	43	0	35	0	78	2	45	236	1	0	282	0	1	0	0	0	1	32							732
7:00PM	0	77	9	0	86	0	10	0	6	0	16	0	7	54	0	0	61	0	0	0	0	0	0	0	0	0	0	0	0	1	163
7:15PM	0	77	8	0	85	0	11	0	6	0	17	0	8	52	0	0	60	0	0	0	1	0	0	1	0	0	1	0	1	3	163
7:30PM	0	68	12	0	80	0	11	0	7	0	18	0	9	48	0	0	57	0	0	1	0	0	0	1	0	0	1	0	1	4	156
7:45PM	0	59	5	0	64	0	10	0	8	0	18	0	4	39	0	0	43	0	1	0	0	0	0	1	0	0	0	0	1	4	126
Hourly Total	0	281	34	0	315	0	42	0	27	0	69	0	28	193	0	0	221	0	1	1	1	0	3	12							608
8:00PM	0	65	4	0	69	0	6	0	5	0	11	0	7	63	1	0	71	0	1	0	0	0	0	1	0	0	0	0	1	1	152
8:15PM	2	58	15	0	75	0	7	0	7	0	14	0	11	49	0	0	60	0	1	0	1	0	0	2	1	0	1	0	2	1	151
8:30PM	1	52	5	0	58	0	7	1	8	0	16	0	6	35	0	0	41	0	2	1	0	0	0	3	1	0	0	0	3	1	118
8:45PM	1	51	3	0	55	0	9	0	8	0	17	0	7	34	1	1	43	0	0	0	1	0	0	1	0	0	1	0	1	2	116
Hourly Total	4	226	27	0	257	0	29	1	28	0	58	0	31	181	2	1	215	0	4	1	2	0	7	5							537
9:00PM	0	34	9	0	43	0	2	0	3	0	5	0	4	21	0	0	25	0	0	0	0	0	0	0	0	0	0	0	0	0	73
9:15PM	0	33	8	0	41	0	4	0	4	0	8	0	5	28	0	1	34	0	0	0	0	0	0	0	0	0	0	0	0	4	83
9:30PM	1	38	7	0	46	0	7	0	3	0	10	0	8	19	0	0	27	0	0	0	0	0	0	0	0	0	0	0	0	0	83
9:45PM	0	42	5	0	47	0	3	0	3	0	6	0	5	29	0	0	34	0	0	0	0	0	0	0	0	0	0	0	0	0	87
Hourly Total	1	147	29	0	177	0	16	0	13	0	29	0	22	97	0	1	120	0	0	0	0	0	0	0	0	0	0	0	0	4	326
10:00PM	0	28	6	0	34	0	2	0	4	0	6	0	4	22	0	0	26	0	0	0	0	0	0	0	0	0	0	0	0	2	66
10:15PM	0	18	4	0	22	0	2	0	2	0	4	0	5	15	0	0	20	0	0	0	0	0	0	0	0	0	0	0	0	0	46
10:30PM	0	37	3	0	40	0	0	0	3	0	3	0	4	17	0	0	21	0	0	0	0	0	0	0	0	0	0	0	0	3	64
10:45PM	0	26	3	0	29	0	2	0	2	0	4	0	1	14	0	0	15	0	0	0	0	0	0	0	0	0	0	0	0	3	48
Hourly Total	0	109	16	0	125	0	6	0	11	0	17	0	14	68	0	0	82	0	0	0	0	0	0	0	0	0	0	0	0	8	224
11:00PM	0	20	6	0	26	0	1	0	2	0	3	0	2	15	0	0	17	0	0	0	0	0	0	0	0	0	0	0	0	2	46
11:15PM	0	24	1	0	25	0	2	0	3	0	5	0	3	10	0	0	13	0	0	0	0	0	0	0	0	0	0	0	0	3	43
11:30PM	0	15	1	0	16	0	0	0	2	0	2	0	2	9	0	0	11	0	0	0	0	0	0	0	0	0	0	0	0	1	29
11:45PM	0	17	1	0	18	0	0	0	0	0	0	0	1	10	0	0	11	0	0	0	0	0	0	0	0	0	0	0	0	3	29
Hourly Total	0	76	9	0	85	0	3	0	7	0	10	0	8	44	0	0	52	0	0	0	0	0	0	0	0	0	0	0	0	9	147
2026-02-17 12:00AM	0	10	1	0	11	0	4	0	0	0	4	0	4	15	0	0	19	0	0	0	0	0	0	0	0	0	0	0	0	2	34
12:15AM	0	9	2	0	11	0	3	0	0	0	3	0	2	10	0	0	12	0	0	0	1	0	1	0	0	0	1	0	1	0	27
12:30AM	0	14	1	0	15	0	1	0	0	0	1	0	2	9	0	0	11	0	0	0	0	0	0	0	0	0	0	0	0	0	27
12:45AM	0	7	3	0	10	0	2	0	0	0	2	0	0	5	0	0	5	0	0	0	0	0	0	0	0	0	0	0	0	0	17
Hourly Total	0	40	7	0	47	0	10	0	0	0	10	0	8	39	0	0	47	0	0	0	1	0	1	2							105
1:00AM	1	9	0	0	10	0	0	0	0	0	0	0	1	4	0	0	5	0	0	0	0	0	0	0	0	0	0	0	0	0	15
1:15AM	0	3	1	0	4	1	0	0	1	0	1	0	0	3	0	0	3	0	0	0	0	0	0	0	0	0	0	0	0	0	8
1:30AM	0	4	0	0	4	1	0	0	1	0	1	0	0	7	0	0	7	0	0	0	0	0	0	0	0	0	0	0	0	0	12
1:45AM	0	5	0	0	5	0	0	0	1	0	1	0	1	3	0	0	4	0	0	0	0	0	0	0	0	0	0	0	0	0	10
Hourly Total	1	21	1	0	23	2	0	0	3	0	3	0	2	17	0	0	19	0	0	0	0	0	0	0	0	0	0	0	0	0	45
2:00AM	0	4	1	0	5	0	0	0	1	0	1	0	0	5	0	0	5	0	0	0	0	0	0	0	0	0	0	0	0	0	11
2:15AM	0	2	0	0	2	0	0	0	1	0	1	0	1	6	0	0	7	0	0	0	0	0	0	0	0	0	0	0	0	0	10
2:30AM	0	5	1	0	6	0	0	0	0	0	0	0	0	5	0	0	5	0	0	0	0	0	0	0	0	0	0	0	0	0	11
2:45AM	0	4	1	0	5	0	1	0	2	0	3	0	0	0	0	0	0	0	0	0	0	0	0	0	0	0	0	0	0	0	8
Hourly Total	0	15	3	0	18	0	1	0	4	0	5	0	1	16	0	0	17	0	0	0	0	0	0	0	0	0	0	0	0	0	40
3:00AM	0	2	1	0	3	0	0	0	1	0	1	0	2	1	0	0	3	0	0	0	0	0	0	0	0	0	0	0	0	1	7
3:15AM	0	2	0	0	2	0	0	0	1	0	1	0	0	5	0	0	5	0	0	0	0	0	0	0	0	0	0	0	0	0	8
3:30AM	0	4	0	0	4	0	0	0	1	0	1	0	0	3	0	0	3	0	0	0	0	0	0	0	0	0	0	0	0	0	8
3:45AM	0	3	1	0	4	0	0	0	0	0	0	0	1	4	0	0	5	0	0	0	0	0	0	0	0	0	0	0	0	0	9
Hourly Total	0	11	2	0	13	0	0	0	3	0	3	0	3	13	0	0	16	0	0	0	0	0	0	0	0	0	0	0	0	1	32
4:00AM	0	3	0	0	3	0	0	0	1	0	1	0	0	2	0	0	2	0	0	0	0	0	0	0	0	0	0	0	0	0	6
4:15AM	0	3	0	0	3	0	1	0	0	0	1	0	1	3	0	0	4	0	0	0	0	0	0	0	0	0	0	0	0	0	8
4:30AM	0	1	1	0	2	0	3	0	3	0	6	0	0	7	0	0	7	0	0	0	0	0	0	0	0	0	0	0	0	1	15
4:45AM	0	7	1	0	8	0	2	0	4	0	6	0	0	7	0	0	7	0	0	0	0	0	0	0	0	0	0	0	0	0	21
Hourly Total	0	14	2	0	16	0	6	0	8	0	14	0	1	19	0	0	20	0	0	0	0	0	0	0	0	0	0	0	0	1	50
5:00AM	0	4	0	0	4	0	2	0	1	0	3	0	1	13	0	0	14	0	0	0	0	0	0	0	0	0	0	0	0	0	21
5:15AM	0	8	1	0	9	2	2	0	6	0	8	0	1	20	0	0	21	0	0	0	0	0	0	0	0	0	0	0	0	0	38
5:30AM	0	8	0	0	8	0	7	1	10	0	18	0	2	23	0	0	25	0	1	0	0	0	0	1	1	0	0	0	1	1	52
5:45AM	1	14	2	0	17	0	4	0	9	0	13	0	4	17	0	0	21	0	0	0	0	0	0	0	0	0	0	0	0	2	51
Hourly Total	1	34	3	0	38	2	15	1	26	0	42	0	8	73	0	0	81	0	1	0</											

Leg Direction	North Southbound							East Westbound							South Northbound							West Eastbound										
Time	R	T	L	U	App	Ped*	R	T	L	U	App	Ped*	R	T	L	U	App	Ped*	R	T	L	U	App	Ped*	R	T	L	U	App	Ped*	Int	
10:45PM	0	22	1	0	23	0	1	0	1	0	2	0	4	19	0	0	23	0	0	0	0	0	0	0	0	0	0	0	0	0	1	48
Hourly Total	0	97	15	0	112	0	9	0	9	0	18	0	11	83	0	0	94	0	0	0	1	0	1	0	0	0	0	0	0	0	3	225
11:00PM	0	22	3	0	25	0	1	0	1	0	2	0	2	10	0	0	12	0	0	0	0	0	0	0	0	0	0	0	0	0	5	39
11:15PM	0	23	4	0	27	0	1	0	0	0	1	0	2	15	0	0	17	0	0	0	0	0	0	0	0	0	0	0	0	0	1	45
11:30PM	0	20	1	0	21	0	0	0	1	0	1	0	0	19	0	0	19	0	0	0	0	0	0	0	0	0	0	0	0	0	2	41
11:45PM	0	15	0	0	15	1	1	0	1	0	2	0	1	16	0	0	17	0	0	0	0	0	0	0	0	0	0	0	0	0	1	34
Hourly Total	0	80	8	0	88	1	3	0	3	0	6	0	5	60	0	0	65	0	0	0	0	0	0	0	0	0	0	0	0	0	9	159
Total	186	31165	3516	18	34885	105	5674	59	4015	4	9752	44	3947	28514	28	11	32500	147	81	49	156	3	289	1562								77426
% Approach	0.5%	89.3%	10.1%	0.1%	-	-	58.2%	0.6%	41.2%	0%	-	-	12.1%	87.7%	0.1%	0%	-	-	28.0%	17.0%	54.0%	1.0%	-	-								-
% Total	0.2%	40.3%	4.5%	0%	45.1%	-	7.3%	0.1%	5.2%	0%	12.6%	-	5.1%	36.8%	0%	0%	42.0%	-	0.1%	0.1%	0.2%	0%	0.4%	-								-
Lights	130	30678	3491	18	34317	-	5625	37	3945	4	9611	-	3867	28050	15	11	31943	-	59	17	114	3	193	-								76064
% Lights	69.9%	98.4%	99.3%	100%	98.4%	-	99.1%	62.7%	98.3%	100%	98.6%	-	98.0%	98.4%	53.6%	100%	98.3%	-	72.8%	34.7%	73.1%	100%	66.8%	-								98.2%
Articulated Trucks and Single-Unit Trucks	49	285	11	0	345	-	19	6	23	0	48	-	27	273	8	0	308	-	14	6	39	0	59	-								760
% Articulated Trucks and Single-Unit Trucks	26.3%	0.9%	0.3%	0%	1.0%	-	0.3%	10.2%	0.6%	0%	0.5%	-	0.7%	1.0%	28.6%	0%	0.9%	-	17.3%	12.2%	25.0%	0%	20.4%	-								1.0%
Buses	0	126	5	0	131	-	28	0	34	0	62	-	47	137	0	0	184	-	0	0	1	0	1	-								378
% Buses	0%	0.4%	0.1%	0%	0.4%	-	0.5%	0%	0.8%	0%	0.6%	-	1.2%	0.5%	0%	0%	0.6%	-	0%	0%	0.6%	0%	0.3%	-								0.5%
Bicycles on Road	7	76	9	0	92	-	2	16	13	0	31	-	6	54	5	0	65	-	8	26	2	0	36	-								224
% Bicycles on Road	3.8%	0.2%	0.3%	0%	0.3%	-	0%	27.1%	0.3%	0%	0.3%	-	0.2%	0.2%	17.9%	0%	0.2%	-	9.9%	53.1%	1.3%	0%	12.5%	-								0.3%
Pedestrians	-	-	-	-	-	93	-	-	-	-	-	39	-	-	-	-	-	130	-	-	-	-	-	1177								
% Pedestrians	-	-	-	-	-	88.6%	-	-	-	-	-	88.6%	-	-	-	-	-	88.4%	-	-	-	-	-	75.4%								-
Bicycles on Crosswalk	-	-	-	-	-	12	-	-	-	-	-	5	-	-	-	-	-	17	-	-	-	-	-	385								
% Bicycles on Crosswalk	-	-	-	-	-	11.4%	-	-	-	-	-	11.4%	-	-	-	-	-	11.6%	-	-	-	-	-	24.6%								-

*Pedestrians and Bicycles on Crosswalk. L: Left, R: Right, T: Thru, U: U-Turn

2020046.000 - SW 72nd Ave and SW 6th St - TMC

Wed Feb 11, 2026

Full Length ()

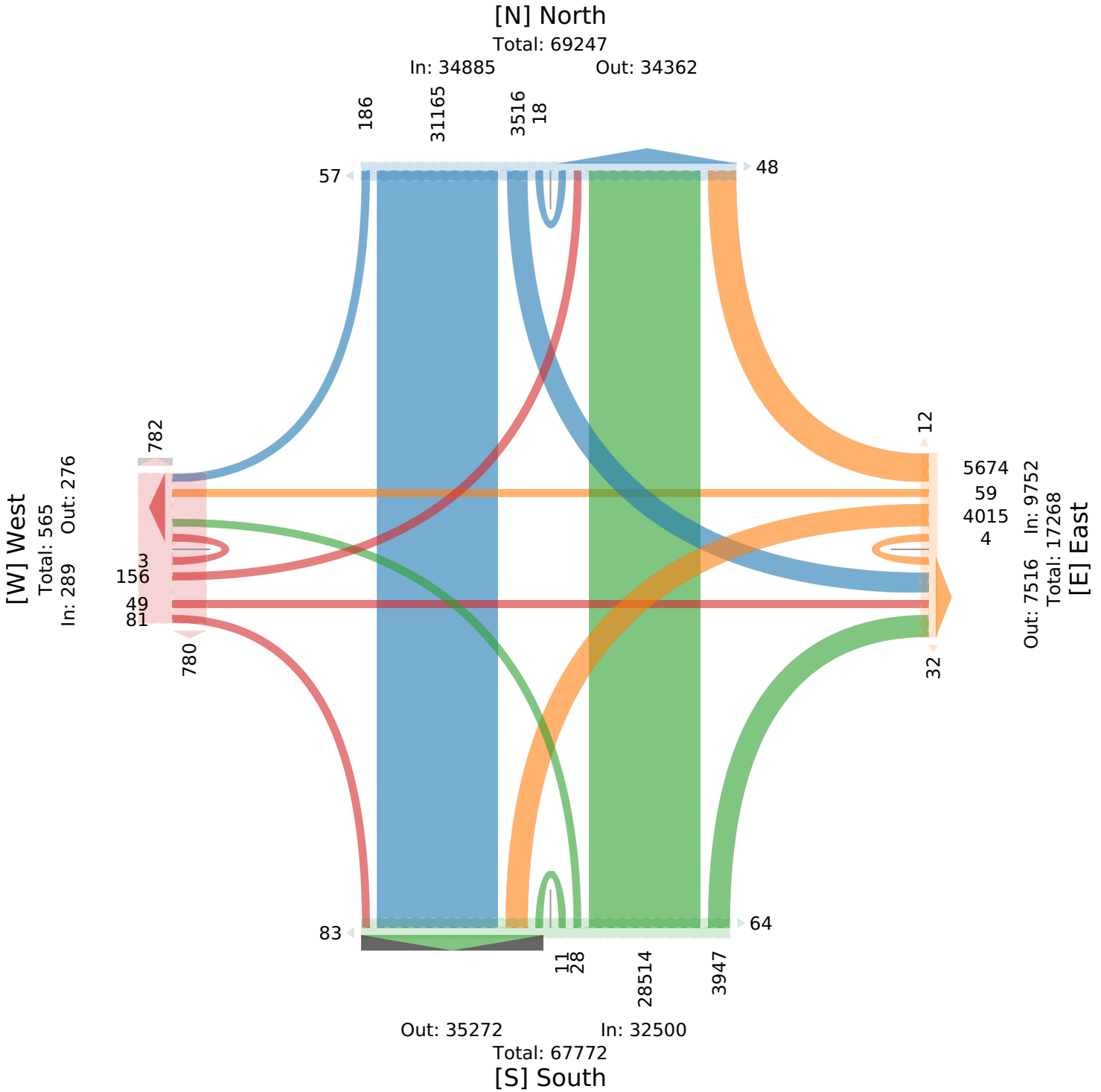
All Classes (Lights, Articulated Trucks and Single-Unit Trucks, Buses, Pedestrians, Bicycles on Road, Bicycles on Crosswalk)

All Movements

ID: 1378732, Location: 26.004844, -80.231533



Provided by: Marlin Engineering Inc.
 Marlin Engineering/ 3363 W Commercial Blvd, Suite 115,
 Ft. Lauderdale, FL, 33309, US



2020046.000 - SW 72nd Ave and SW 6th St - TMC

Fri Feb 13, 2026

Midday Peak (Feb 13 2026 12:30PM - 1:30 PM)

All Classes (Lights, Articulated Trucks and Single-Unit Trucks, Buses, Pedestrians, Bicycles on Road, Bicycles on Crosswalk)

All Movements

ID: 1378732, Location: 26.004844, -80.231533



Provided by: Marlin Engineering Inc.
Marlin Engineering/ 3363 W Commercial Blvd, Suite 115,
Ft. Lauderdale, FL, 33309, US

Leg Direction	North Southbound						East Westbound						South Northbound						West Eastbound						Int
	R	T	L	U	App	Ped*	R	T	L	U	App	Ped*	R	T	L	U	App	Ped*	R	T	L	U	App	Ped*	
2026-02-13 12:30PM	1	72	11	0	84	0	21	0	3	0	24	0	6	75	0	0	81	0	0	1	0	0	1	5	190
12:45PM	0	82	8	0	90	0	20	0	17	0	37	0	9	69	0	0	78	1	0	0	0	0	0	2	205
1:00PM	1	67	9	0	77	0	14	0	12	0	26	1	10	78	0	0	88	0	0	0	0	0	0	0	191
1:15PM	0	86	9	0	95	0	18	0	11	0	29	0	13	67	0	0	80	0	0	0	0	0	0	0	204
Total	2	307	37	0	346	0	73	0	43	0	116	1	38	289	0	0	327	1	0	1	0	0	1	7	790
% Approach	0.6%	88.7%	10.7%	0%	-	-	62.9%	0%	37.1%	0%	-	-	11.6%	88.4%	0%	0%	-	-	0%	100%	0%	0%	-	-	-
% Total	0.3%	38.9%	4.7%	0%	43.8%	-	9.2%	0%	5.4%	0%	14.7%	-	4.8%	36.6%	0%	0%	41.4%	-	0%	0.1%	0%	0%	0.1%	-	-
PHF	0.500	0.892	0.841	-	0.911	-	0.869	-	0.632	-	0.784	-	0.731	0.926	-	-	0.929	-	-	-	-	-	-	-	0.962
Lights	0	301	37	0	338	-	73	0	42	0	115	-	38	283	0	0	321	-	0	0	0	0	0	-	774
% Lights	0%	98.0%	100%	0%	97.7%	-	100%	0%	97.7%	0%	99.1%	-	100%	97.9%	0%	0%	98.2%	-	0%	0%	0%	0%	0%	-	98.0%
Articulated Trucks and Single-Unit Trucks	2	2	0	0	4	-	0	0	1	0	1	-	0	2	0	0	2	-	0	0	0	0	0	-	7
% Articulated Trucks and Single-Unit Trucks	100%	0.7%	0%	0%	1.2%	-	0%	0%	2.3%	0%	0.9%	-	0%	0.7%	0%	0%	0.6%	-	0%	0%	0%	0%	0%	-	0.9%
Buses	0	4	0	0	4	-	0	0	0	0	0	-	0	4	0	0	4	-	0	0	0	0	0	-	8
% Buses	0%	1.3%	0%	0%	1.2%	-	0%	0%	0%	0%	0%	-	0%	1.4%	0%	0%	1.2%	-	0%	0%	0%	0%	0%	-	1.0%
Bicycles on Road	0	0	0	0	0	-	0	0	0	0	0	-	0	0	0	0	0	-	0	1	0	0	1	-	1
% Bicycles on Road	0%	0%	0%	0%	0%	-	0%	0%	0%	0%	0%	-	0%	0%	0%	0%	0%	-	0%	100%	0%	0%	100%	-	0.1%
Pedestrians	-	-	-	-	-	0	-	-	-	-	-	1	-	-	-	-	-	1	-	-	-	-	-	5	
% Pedestrians	-	-	-	-	-	-	-	-	-	-	-	100%	-	-	-	-	-	100%	-	-	-	-	-	71.4%	-
Bicycles on Crosswalk	-	-	-	-	-	0	-	-	-	-	-	0	-	-	-	-	-	0	-	-	-	-	-	2	
% Bicycles on Crosswalk	-	-	-	-	-	-	-	-	-	-	-	0%	-	-	-	-	-	0%	-	-	-	-	-	28.6%	-

*Pedestrians and Bicycles on Crosswalk. L: Left, R: Right, T: Thru, U: U-Turn

2020046.000 - SW 72nd Ave and SW 6th St - TMC

Fri Feb 13, 2026

Midday Peak (Feb 13 2026 12:30PM - 1:30 PM)

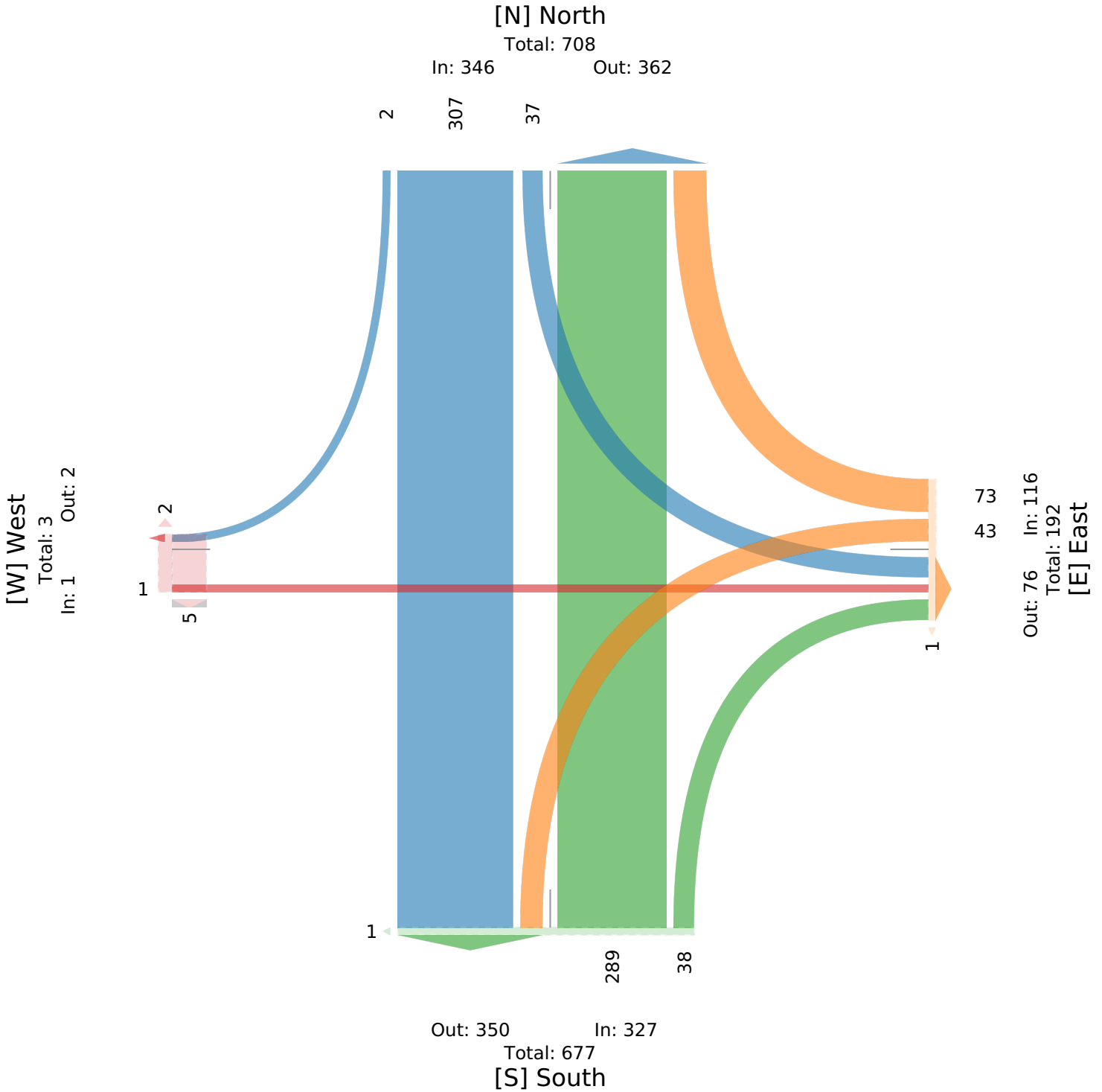
All Classes (Lights, Articulated Trucks and Single-Unit Trucks, Buses, Pedestrians, Bicycles on Road, Bicycles on Crosswalk)

All Movements

ID: 1378732, Location: 26.004844, -80.231533



Provided by: Marlin Engineering Inc.
Marlin Engineering/ 3363 W Commercial Blvd, Suite 115,
Ft. Lauderdale, FL, 33309, US



2020046.000 - SW 72nd Ave and SW 6th St - TMC

Fri Feb 13, 2026

PM Peak (Feb 13 2026 5PM - 6 PM) - Overall Peak Hour

All Classes (Lights, Articulated Trucks and Single-Unit Trucks, Buses, Pedestrians, Bicycles on Road, Bicycles on Crosswalk)

All Movements

ID: 1378732, Location: 26.004844, -80.231533



Provided by: Marlin Engineering Inc.
Marlin Engineering/ 3363 W Commercial Blvd, Suite 115,
Ft. Lauderdale, FL, 33309, US

Leg Direction	North Southbound						East Westbound						South Northbound						West Eastbound						Int
	R	T	L	U	App	Ped*	R	T	L	U	App	Ped*	R	T	L	U	App	Ped*	R	T	L	U	App	Ped*	
2026-02-13 5:00PM	0	96	13	0	109	0	14	0	11	0	25	0	18	135	0	0	153	0	0	0	1	1	2	4	289
5:15PM	1	97	8	0	106	0	11	0	8	0	19	0	14	140	0	0	154	0	1	0	1	0	2	2	281
5:30PM	0	109	9	1	119	0	20	0	6	0	26	0	20	111	0	0	131	1	0	0	0	0	0	4	276
5:45PM	1	143	3	0	147	0	16	0	11	0	27	0	24	120	0	0	144	0	1	0	0	0	1	2	319
Total	2	445	33	1	481	0	61	0	36	0	97	0	76	506	0	0	582	1	2	0	2	1	5	12	1165
% Approach	0.4%	92.5%	6.9%	0.2%	-	-	62.9%	0%	37.1%	0%	-	-	13.1%	86.9%	0%	0%	-	-	40.0%	0%	40.0%	20.0%	-	-	-
% Total	0.2%	38.2%	2.8%	0.1%	41.3%	-	5.2%	0%	3.1%	0%	8.3%	-	6.5%	43.4%	0%	0%	50.0%	-	0.2%	0%	0.2%	0.1%	0.4%	-	-
PHF	0.500	0.776	0.635	0.250	0.816	-	0.763	-	0.818	-	0.898	-	0.792	0.902	-	-	0.943	-	0.500	-	0.500	0.250	0.625	-	0.914
Lights	0	440	33	1	474	-	61	0	35	0	96	-	75	499	0	0	574	-	2	0	0	1	3	-	1147
% Lights	0%	98.9%	100%	100%	98.5%	-	100%	0%	97.2%	0%	99.0%	-	98.7%	98.6%	0%	0%	98.6%	-	100%	0%	0%	100%	60.0%	-	98.5%
Articulated Trucks and Single-Unit Trucks	2	3	0	0	5	-	0	0	1	0	1	-	1	4	0	0	5	-	0	0	2	0	2	-	13
% Articulated Trucks and Single-Unit Trucks	100%	0.7%	0%	0%	1.0%	-	0%	0%	2.8%	0%	1.0%	-	1.3%	0.8%	0%	0%	0.9%	-	0%	0%	100%	0%	40.0%	-	1.1%
Buses	0	1	0	0	1	-	0	0	0	0	0	-	0	2	0	0	2	-	0	0	0	0	0	-	3
% Buses	0%	0.2%	0%	0%	0.2%	-	0%	0%	0%	0%	0%	-	0%	0.4%	0%	0%	0.3%	-	0%	0%	0%	0%	0%	-	0.3%
Bicycles on Road	0	1	0	0	1	-	0	0	0	0	0	-	0	1	0	0	1	-	0	0	0	0	0	-	2
% Bicycles on Road	0%	0.2%	0%	0%	0.2%	-	0%	0%	0%	0%	0%	-	0%	0.2%	0%	0%	0.2%	-	0%	0%	0%	0%	0%	-	0.2%
Pedestrians	-	-	-	-	-	0	-	-	-	-	-	0	-	-	-	-	-	1	-	-	-	-	-	10	
% Pedestrians	-	-	-	-	-	-	-	-	-	-	-	-	-	-	-	-	-	100%	-	-	-	-	-	83.3%	
Bicycles on Crosswalk	-	-	-	-	-	0	-	-	-	-	-	0	-	-	-	-	-	0	-	-	-	-	-	2	
% Bicycles on Crosswalk	-	-	-	-	-	-	-	-	-	-	-	-	-	-	-	-	-	0%	-	-	-	-	-	16.7%	

*Pedestrians and Bicycles on Crosswalk. L: Left, R: Right, T: Thru, U: U-Turn

2020046.000 - SW 72nd Ave and SW 6th St - TMC

Fri Feb 13, 2026

PM Peak (Feb 13 2026 5PM - 6 PM) - Overall Peak Hour

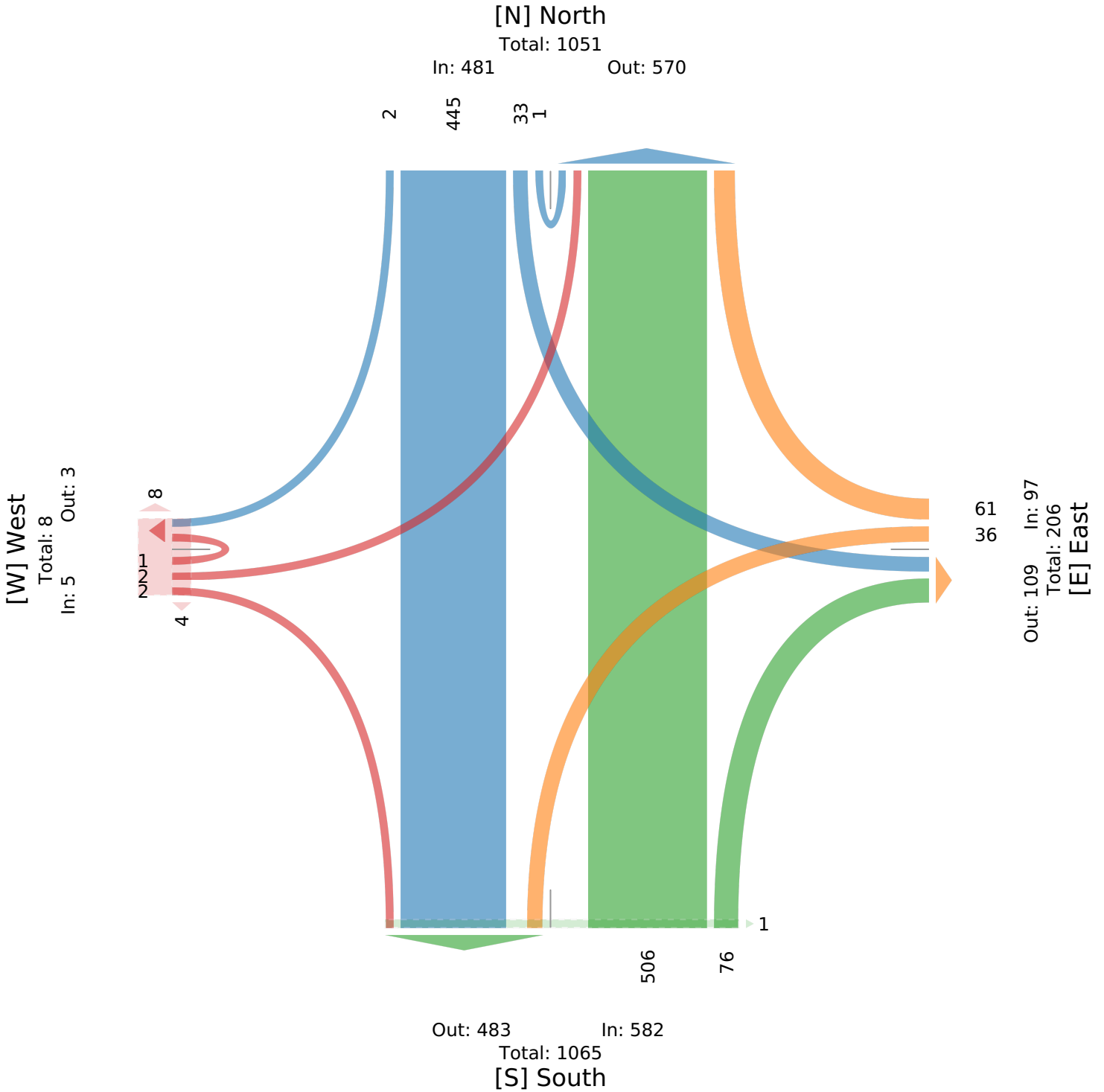
All Classes (Lights, Articulated Trucks and Single-Unit Trucks, Buses, Pedestrians, Bicycles on Road, Bicycles on Crosswalk)

All Movements

ID: 1378732, Location: 26.004844, -80.231533



Provided by: Marlin Engineering Inc.
 Marlin Engineering/ 3363 W Commercial Blvd, Suite 115,
 Ft. Lauderdale, FL, 33309, US



2020046.000 - SW 72nd Ave and SW 6th St - TMC

Sat Feb 14, 2026

AM Peak (WKND) (Feb 14 2026 10AM - 11 AM)

All Classes (Lights, Articulated Trucks and Single-Unit Trucks, Buses, Pedestrians, Bicycles on Road, Bicycles on Crosswalk)

All Movements

ID: 1378732, Location: 26.004844, -80.231533



Provided by: Marlin Engineering Inc.
Marlin Engineering/ 3363 W Commercial Blvd, Suite 115,
Ft. Lauderdale, FL, 33309, US

Leg Direction	North Southbound						East Westbound						South Northbound						West Eastbound						Int
	R	T	L	U	App	Ped*	R	T	L	U	App	Ped*	R	T	L	U	App	Ped*	R	T	L	U	App	Ped*	
2026-02-14 10:00AM	0	49	6	0	55	0	15	0	9	0	24	0	8	59	0	0	67	2	0	0	0	0	0	4	146
10:15AM	1	59	6	0	66	0	18	0	7	0	25	0	6	60	0	0	66	0	0	0	1	0	1	4	158
10:30AM	2	53	7	0	62	0	19	0	6	0	25	0	7	79	0	0	86	0	0	0	0	0	0	6	173
10:45AM	0	67	8	0	75	0	17	0	11	0	28	0	5	64	0	0	69	1	0	0	1	0	1	1	173
Total	3	228	27	0	258	0	69	0	33	0	102	0	26	262	0	0	288	3	0	0	2	0	2	15	650
% Approach	1.2%	88.4%	10.5%	0%	-	-	67.6%	0%	32.4%	0%	-	-	9.0%	91.0%	0%	0%	-	-	0%	0%	100%	0%	-	-	-
% Total	0.5%	35.1%	4.2%	0%	39.7%	-	10.6%	0%	5.1%	0%	15.7%	-	4.0%	40.3%	0%	0%	44.3%	-	0%	0%	0.3%	0%	0.3%	-	-
PHF	0.500	0.851	0.844	-	0.857	-	0.908	-	0.750	-	0.911	-	0.813	0.829	-	-	0.837	-	-	-	0.500	-	0.500	-	0.938
Lights	2	223	27	0	252	-	69	0	33	0	102	-	26	262	0	0	288	-	0	0	2	0	2	-	644
% Lights	66.7%	97.8%	100%	0%	97.7%	-	100%	0%	100%	0%	100%	-	100%	100%	0%	0%	100%	-	0%	0%	100%	0%	100%	-	99.1%
Articulated Trucks and Single-Unit Trucks	0	4	0	0	4	-	0	0	0	0	0	-	0	0	0	0	0	-	0	0	0	0	0	-	4
% Articulated Trucks and Single-Unit Trucks	0%	1.8%	0%	0%	1.6%	-	0%	0%	0%	0%	0%	-	0%	0%	0%	0%	0%	-	0%	0%	0%	0%	0%	-	0.6%
Buses	0	1	0	0	1	-	0	0	0	0	0	-	0	0	0	0	0	-	0	0	0	0	0	-	1
% Buses	0%	0.4%	0%	0%	0.4%	-	0%	0%	0%	0%	0%	-	0%	0%	0%	0%	0%	-	0%	0%	0%	0%	0%	-	0.2%
Bicycles on Road	1	0	0	0	1	-	0	0	0	0	0	-	0	0	0	0	0	-	0	0	0	0	0	-	1
% Bicycles on Road	33.3%	0%	0%	0%	0.4%	-	0%	0%	0%	0%	0%	-	0%	0%	0%	0%	0%	-	0%	0%	0%	0%	0%	-	0.2%
Pedestrians	-	-	-	-	-	0	-	-	-	-	-	0	-	-	-	-	-	3	-	-	-	-	-	14	
% Pedestrians	-	-	-	-	-	-	-	-	-	-	-	-	-	-	-	-	-	100%	-	-	-	-	-	93.3%	-
Bicycles on Crosswalk	-	-	-	-	-	0	-	-	-	-	-	0	-	-	-	-	-	0	-	-	-	-	-	1	
% Bicycles on Crosswalk	-	-	-	-	-	-	-	-	-	-	-	-	-	-	-	-	-	0%	-	-	-	-	-	6.7%	-

*Pedestrians and Bicycles on Crosswalk. L: Left, R: Right, T: Thru, U: U-Turn

2020046.000 - SW 72nd Ave and SW 6th St - TMC

Sat Feb 14, 2026

AM Peak (WKND) (Feb 14 2026 10AM - 11 AM)

All Classes (Lights, Articulated Trucks and Single-Unit Trucks, Buses, Pedestrians, Bicycles on Road, Bicycles on Crosswalk)

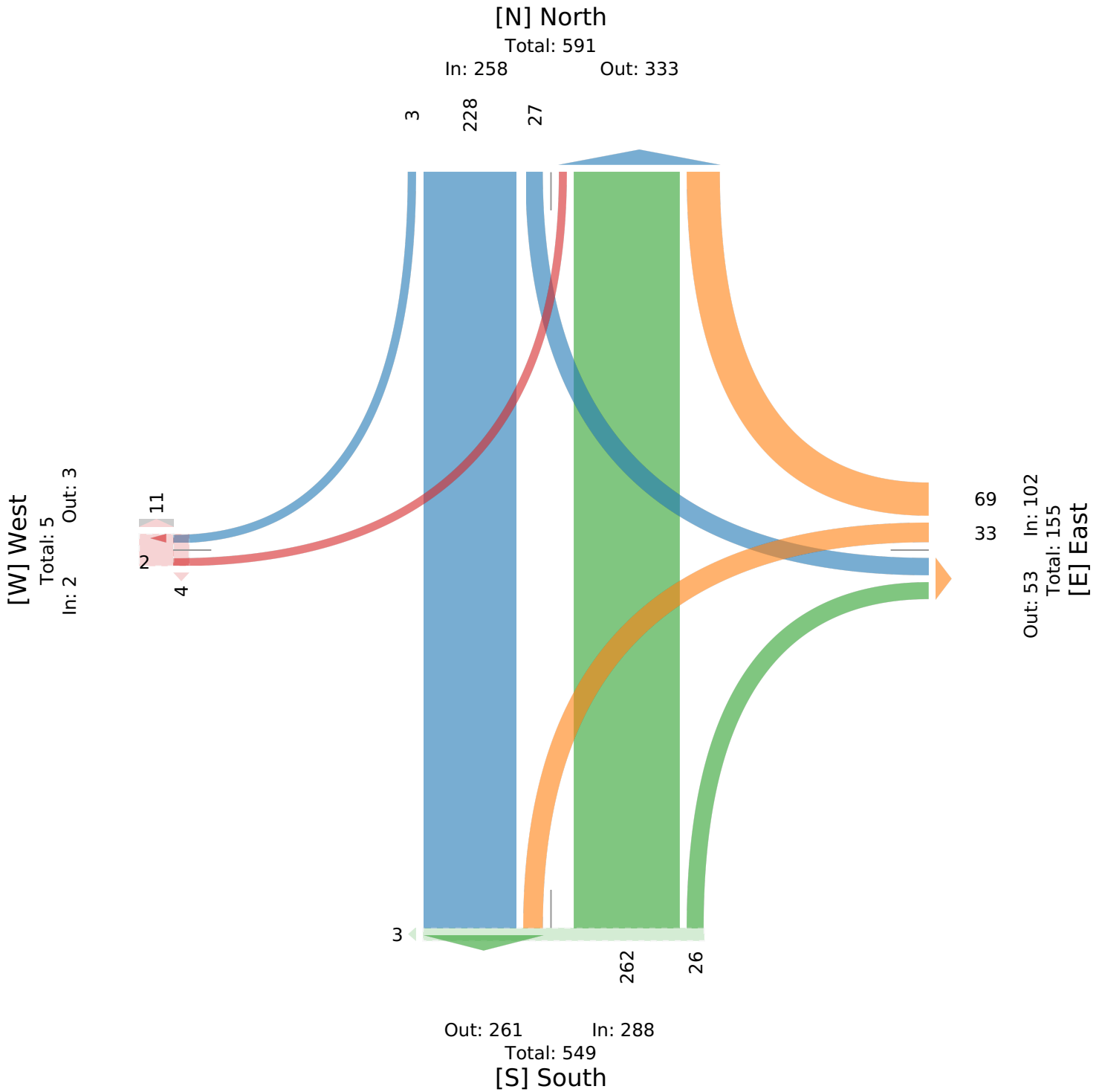
All Movements

ID: 1378732, Location: 26.004844, -80.231533



Provided by: Marlin Engineering Inc.

Marlin Engineering/ 3363 W Commercial Blvd, Suite 115, Ft. Lauderdale, FL, 33309, US



2020046.000 - SW 72nd Ave and SW 6th St - TMC

Sat Feb 14, 2026

Midday Peak (WKND) (Feb 14 2026 12:30PM - 1:30 PM)

All Classes (Lights, Articulated Trucks and Single-Unit Trucks, Buses, Pedestrians, Bicycles on Road, Bicycles on Crosswalk)

All Movements

ID: 1378732, Location: 26.004844, -80.231533



Provided by: Marlin Engineering Inc.
Marlin Engineering/ 3363 W Commercial Blvd, Suite 115,
Ft. Lauderdale, FL, 33309, US

Leg Direction	North Southbound					East Westbound					South Northbound					West Eastbound					Int				
	R	T	L	U	App Ped*	R	T	L	U	App Ped*	R	T	L	U	App Ped*	R	T	L	U	App Ped*					
2026-02-14 12:30PM	0	66	13	0	79	0	16	0	7	0	23	0	4	63	0	0	67	0	1	0	0	1	4	170	
12:45PM	1	92	2	0	95	0	11	1	4	0	16	0	14	59	0	0	73	2	0	0	0	0	4	184	
1:00PM	0	79	13	0	92	0	16	0	6	0	22	0	13	75	0	0	88	0	0	0	0	0	2	202	
1:15PM	0	77	10	0	87	0	23	0	9	0	32	0	6	55	0	0	61	0	1	0	0	1	2	181	
Total	1	314	38	0	353	0	66	1	26	0	93	0	37	252	0	0	289	2	2	0	0	2	12	737	
% Approach	0.3%	89.0%	10.8%	0%	-	-	71.0%	1.1%	28.0%	0%	-	-	12.8%	87.2%	0%	0%	-	-	100%	0%	0%	0%	-	-	-
% Total	0.1%	42.6%	5.2%	0%	47.9%	-	9.0%	0.1%	3.5%	0%	12.6%	-	5.0%	34.2%	0%	0%	39.2%	-	0.3%	0%	0%	0%	0.3%	-	-
PHF	-	0.860	0.731	-	0.944	-	0.717	0.250	0.694	-	0.719	-	0.661	0.856	-	-	0.834	-	0.500	-	-	-	0.500	-	0.920
Lights	0	310	38	0	348	-	66	1	25	0	92	-	37	245	0	0	282	-	0	0	0	0	0	-	722
% Lights	0%	98.7%	100%	0%	98.6%	-	100%	100%	96.2%	0%	98.9%	-	100%	97.2%	0%	0%	97.6%	-	0%	0%	0%	0%	0%	-	98.0%
Articulated Trucks and Single-Unit Trucks	0	2	0	0	2	-	0	0	0	0	0	-	0	4	0	0	4	-	2	0	0	0	2	-	8
% Articulated Trucks and Single-Unit Trucks	0%	0.6%	0%	0%	0.6%	-	0%	0%	0%	0%	0%	-	0%	1.6%	0%	0%	1.4%	-	100%	0%	0%	0%	100%	-	1.1%
Buses	0	1	0	0	1	-	0	0	0	0	0	-	0	1	0	0	1	-	0	0	0	0	0	-	2
% Buses	0%	0.3%	0%	0%	0.3%	-	0%	0%	0%	0%	0%	-	0%	0.4%	0%	0%	0.3%	-	0%	0%	0%	0%	0%	-	0.3%
Bicycles on Road	1	1	0	0	2	-	0	0	1	0	1	-	0	2	0	0	2	-	0	0	0	0	0	-	5
% Bicycles on Road	100%	0.3%	0%	0%	0.6%	-	0%	0%	3.8%	0%	1.1%	-	0%	0.8%	0%	0%	0.7%	-	0%	0%	0%	0%	0%	-	0.7%
Pedestrians	-	-	-	-	0	-	-	-	-	-	0	-	-	-	-	-	2	-	-	-	-	-	-	-	10
% Pedestrians	-	-	-	-	-	-	-	-	-	-	-	-	-	-	-	-	100%	-	-	-	-	-	-	-	83.3%
Bicycles on Crosswalk	-	-	-	-	0	-	-	-	-	-	0	-	-	-	-	-	0	-	-	-	-	-	-	-	2
% Bicycles on Crosswalk	-	-	-	-	-	-	-	-	-	-	-	-	-	-	-	-	0%	-	-	-	-	-	-	-	16.7%

* Pedestrians and Bicycles on Crosswalk. L: Left, R: Right, T: Thru, U: U-Turn

2020046.000 - SW 72nd Ave and SW 6th St - TMC

Sat Feb 14, 2026

Midday Peak (WKND) (Feb 14 2026 12:30PM - 1:30 PM)

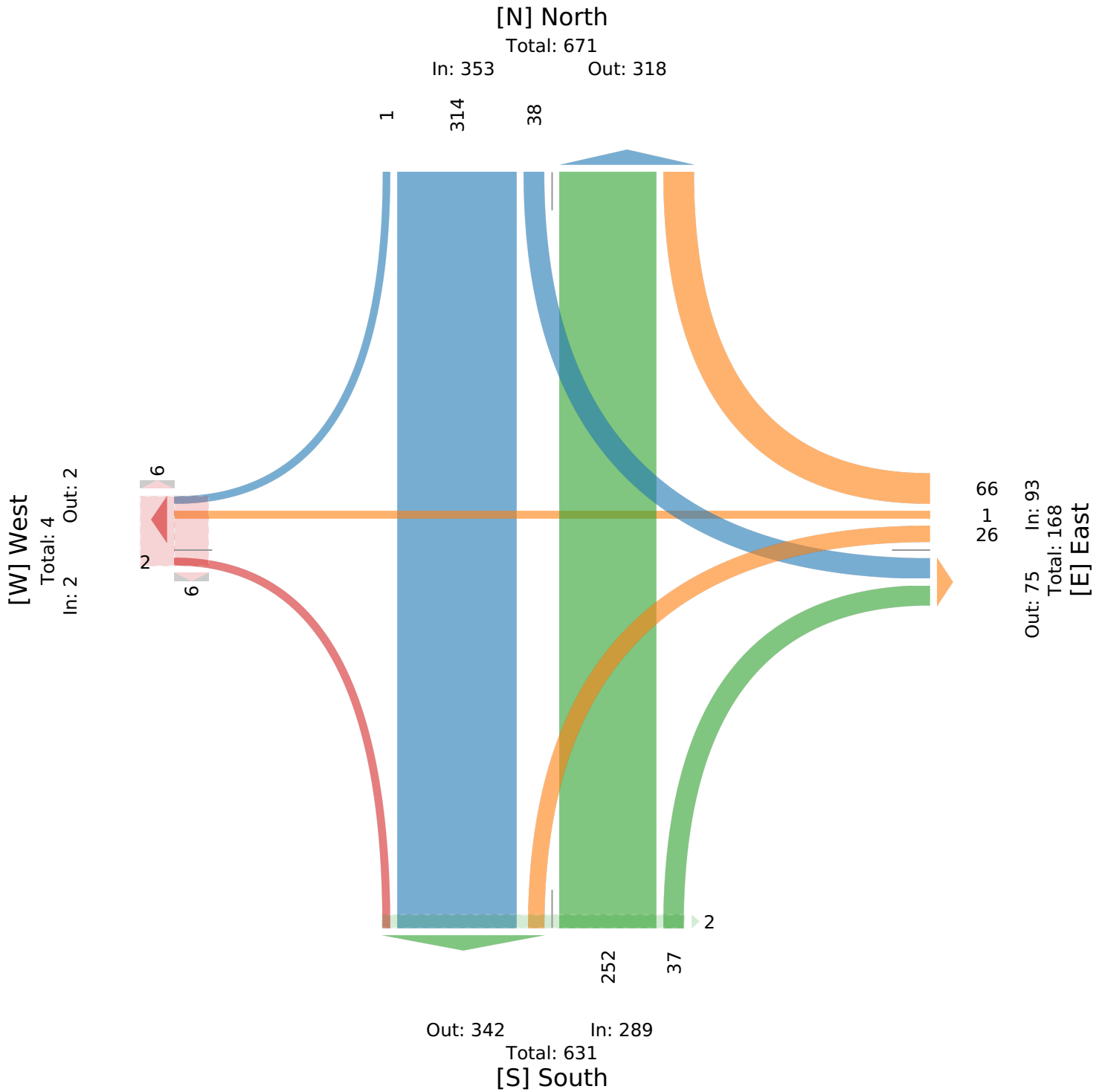
All Classes (Lights, Articulated Trucks and Single-Unit Trucks, Buses, Pedestrians, Bicycles on Road, Bicycles on Crosswalk)

All Movements

ID: 1378732, Location: 26.004844, -80.231533



Provided by: Marlin Engineering Inc.
Marlin Engineering/ 3363 W Commercial Blvd, Suite 115,
Ft. Lauderdale, FL, 33309, US



2020046.000 - SW 72nd Ave and SW 6th St - TMC

Sat Feb 14, 2026

PM Peak (WKND) (Feb 14 2026 4:15PM - 5:15 PM)

All Classes (Lights, Articulated Trucks and Single-Unit Trucks, Buses, Pedestrians, Bicycles on Road, Bicycles on Crosswalk)

All Movements

ID: 1378732, Location: 26.004844, -80.231533



Provided by: Marlin Engineering Inc.
Marlin Engineering/ 3363 W Commercial Blvd, Suite 115,
Ft. Lauderdale, FL, 33309, US

Leg Direction	North Southbound						East Westbound						South Northbound						West Eastbound						Int
	R	T	L	U	App	Ped*	R	T	L	U	App	Ped*	R	T	L	U	App	Ped*	R	T	L	U	App	Ped*	
2026-02-14 4:15PM	0	70	13	0	83	2	13	0	4	0	17	0	7	65	0	0	72	1	0	0	0	0	0	2	172
4:30PM	0	81	14	0	95	1	18	0	6	0	24	0	8	61	0	0	69	0	0	0	0	0	0	1	188
4:45PM	0	78	10	0	88	0	12	1	3	0	16	0	4	85	0	0	89	0	0	0	0	0	0	1	193
5:00PM	1	80	8	0	89	0	6	0	9	0	15	0	8	56	0	0	64	3	0	0	1	0	1	3	169
Total	1	309	45	0	355	3	49	1	22	0	72	0	27	267	0	0	294	4	0	0	1	0	1	7	722
% Approach	0.3%	87.0%	12.7%	0%	-	-	68.1%	1.4%	30.6%	0%	-	-	9.2%	90.8%	0%	0%	-	-	0%	0%	100%	0%	-	-	-
% Total	0.1%	42.8%	6.2%	0%	49.2%	-	6.8%	0.1%	3.0%	0%	10.0%	-	3.7%	37.0%	0%	0%	40.7%	-	0%	0%	0.1%	0%	0.1%	-	-
PHF	0.250	0.954	0.804	-	0.934	-	0.681	-	0.611	-	0.740	-	0.844	0.782	-	-	0.823	-	-	-	0.250	-	0.250	-	0.938
Lights	1	305	45	0	351	-	49	0	21	0	70	-	26	264	0	0	290	-	0	0	1	0	1	-	712
% Lights	100%	98.7%	100%	0%	98.9%	-	100%	0%	95.5%	0%	97.2%	-	96.3%	98.9%	0%	0%	98.6%	-	0%	0%	100%	0%	100%	-	98.6%
Articulated Trucks and Single-Unit Trucks	0	2	0	0	2	-	0	0	1	0	1	-	1	2	0	0	3	-	0	0	0	0	0	-	6
% Articulated Trucks and Single-Unit Trucks	0%	0.6%	0%	0%	0.6%	-	0%	0%	4.5%	0%	1.4%	-	3.7%	0.7%	0%	0%	1.0%	-	0%	0%	0%	0%	0%	-	0.8%
Buses	0	2	0	0	2	-	0	0	0	0	0	-	0	0	0	0	0	-	0	0	0	0	0	-	2
% Buses	0%	0.6%	0%	0%	0.6%	-	0%	0%	0%	0%	0%	-	0%	0%	0%	0%	0%	-	0%	0%	0%	0%	0%	-	0.3%
Bicycles on Road	0	0	0	0	0	-	0	1	0	0	1	-	0	1	0	0	1	-	0	0	0	0	0	-	2
% Bicycles on Road	0%	0%	0%	0%	0%	-	0%	100%	0%	0%	1.4%	-	0%	0.4%	0%	0%	0.3%	-	0%	0%	0%	0%	0%	-	0.3%
Pedestrians	-	-	-	-	-	2	-	-	-	-	-	0	-	-	-	-	-	3	-	-	-	-	-	4	
% Pedestrians	-	-	-	-	-	66.7%	-	-	-	-	-	-	-	-	-	-	-	75.0%	-	-	-	-	-	57.1%	
Bicycles on Crosswalk	-	-	-	-	-	1	-	-	-	-	-	0	-	-	-	-	-	1	-	-	-	-	-	3	
% Bicycles on Crosswalk	-	-	-	-	-	33.3%	-	-	-	-	-	-	-	-	-	-	-	25.0%	-	-	-	-	-	42.9%	

* Pedestrians and Bicycles on Crosswalk. L: Left, R: Right, T: Thru, U: U-Turn

2020046.000 - SW 72nd Ave and SW 6th St - TMC

Sat Feb 14, 2026

PM Peak (WKND) (Feb 14 2026 4:15PM - 5:15 PM)

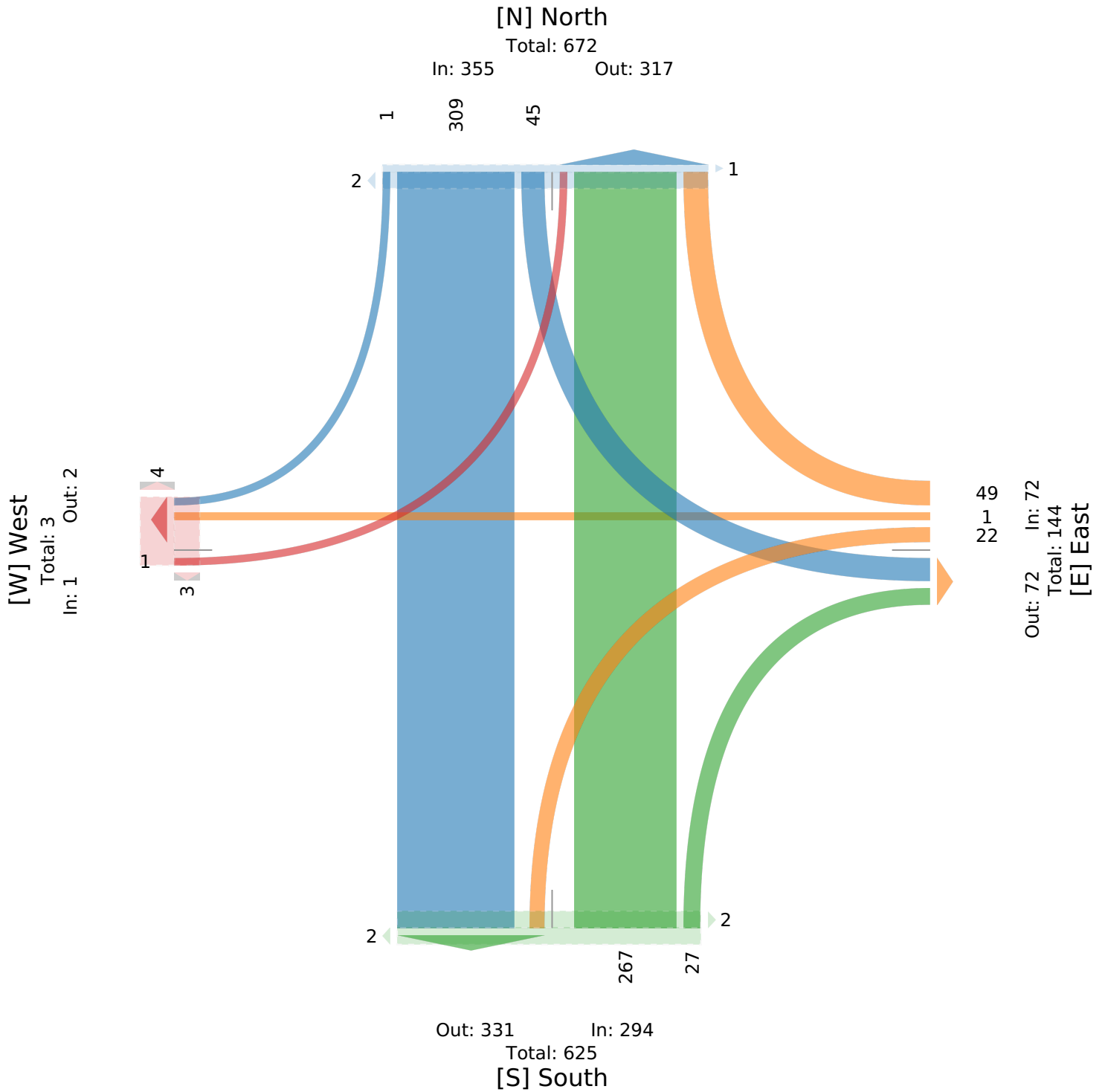
All Classes (Lights, Articulated Trucks and Single-Unit Trucks, Buses, Pedestrians, Bicycles on Road, Bicycles on Crosswalk)

All Movements

ID: 1378732, Location: 26.004844, -80.231533



Provided by: Marlin Engineering Inc.
 Marlin Engineering/ 3363 W Commercial Blvd, Suite 115,
 Ft. Lauderdale, FL, 33309, US



2020046.000 - SW 72nd Ave and SW 6th St - TMC

Tue Feb 17, 2026

AM Peak (Feb 17 2026 7:15AM - 8:15 AM)

All Classes (Lights, Articulated Trucks and Single-Unit Trucks, Buses, Pedestrians, Bicycles on Road, Bicycles on Crosswalk)

All Movements

ID: 1378732, Location: 26.004844, -80.231533



Provided by: Marlin Engineering Inc.
Marlin Engineering/ 3363 W Commercial Blvd, Suite 115,
Ft. Lauderdale, FL, 33309, US

Leg Direction	North Southbound						East Westbound						South Northbound						West Eastbound						Int						
	R	T	L	U	App	Ped*	R	T	L	U	App	Ped*	R	T	L	U	App	Ped*	R	T	L	U	App	Ped*		R	T	L	U	App	Ped*
2026-02-17 7:15AM	3	60	10	0	73	0	22	0	21	0	43	0	19	84	0	0	103	0	0	0	1	0	1	4	0	0	1	0	1	4	220
7:30AM	2	71	3	0	76	2	27	0	29	0	56	0	19	93	0	0	112	0	1	1	0	0	2	1	1	1	0	0	2	1	246
7:45AM	2	85	8	0	95	0	28	0	27	0	55	0	11	99	0	0	110	0	1	2	0	0	3	7	1	2	0	0	3	7	263
8:00AM	1	79	2	0	82	0	26	0	19	0	45	0	18	71	0	0	89	1	0	0	1	0	1	3	0	0	1	0	1	3	217
Total	8	295	23	0	326	2	103	0	96	0	199	0	67	347	0	0	414	1	2	3	2	0	7	15	2	3	2	0	7	15	946
% Approach	2.5%	90.5%	7.1%	0%	-	-	51.8%	0%	48.2%	0%	-	-	16.2%	83.8%	0%	0%	-	-	28.6%	42.9%	28.6%	0%	-	-	-	-	-	-	-	-	-
% Total	0.8%	31.2%	2.4%	0%	34.5%	-	10.9%	0%	10.1%	0%	21.0%	-	7.1%	36.7%	0%	0%	43.8%	-	0.2%	0.3%	0.2%	0%	0.7%	-	-	-	-	-	-	-	-
PHF	0.667	0.868	0.575	-	0.858	-	0.920	-	0.828	-	0.888	-	0.882	0.874	-	-	0.922	-	0.500	0.375	0.500	-	0.583	-	-	-	-	-	-	-	0.898
Lights	8	286	23	0	317	-	102	0	94	0	196	-	63	341	0	0	404	-	2	3	2	0	7	-	2	3	2	0	7	-	924
% Lights	100%	96.9%	100%	0%	97.2%	-	99.0%	0%	97.9%	0%	98.5%	-	94.0%	98.3%	0%	0%	97.6%	-	100%	100%	100%	0%	100%	-	100%	100%	100%	0%	100%	-	97.7%
Articulated Trucks and Single-Unit Trucks	0	4	0	0	4	-	0	0	0	0	0	-	0	2	0	0	2	-	0	0	0	0	0	-	0	0	0	0	0	-	6
% Articulated Trucks and Single-Unit Trucks	0%	1.4%	0%	0%	1.2%	-	0%	0%	0%	0%	0%	-	0%	0.6%	0%	0%	0.5%	-	0%	0%	0%	0%	0%	-	0%	0%	0%	0%	0%	-	0.6%
Buses	0	5	0	0	5	-	1	0	2	0	3	-	4	3	0	0	7	-	0	0	0	0	0	-	0	0	0	0	0	-	15
% Buses	0%	1.7%	0%	0%	1.5%	-	1.0%	0%	2.1%	0%	1.5%	-	6.0%	0.9%	0%	0%	1.7%	-	0%	0%	0%	0%	0%	-	0%	0%	0%	0%	0%	-	1.6%
Bicycles on Road	0	0	0	0	0	-	0	0	0	0	0	-	0	1	0	0	1	-	0	0	0	0	0	-	0	0	0	0	0	-	1
% Bicycles on Road	0%	0%	0%	0%	0%	-	0%	0%	0%	0%	0%	-	0%	0.3%	0%	0%	0.2%	-	0%	0%	0%	0%	0%	-	0%	0%	0%	0%	0%	-	0.1%
Pedestrians	-	-	-	-	-	2	-	-	-	-	-	0	-	-	-	-	-	1	-	-	-	-	-	13	-	-	-	-	-	13	
% Pedestrians	-	-	-	-	-	100%	-	-	-	-	-	-	-	-	-	-	-	100%	-	-	-	-	-	-	-	-	-	-	-	86.7%	
Bicycles on Crosswalk	-	-	-	-	-	0	-	-	-	-	-	0	-	-	-	-	-	0	-	-	-	-	-	2	-	-	-	-	-	2	
% Bicycles on Crosswalk	-	-	-	-	-	0%	-	-	-	-	-	-	-	-	-	-	-	0%	-	-	-	-	-	-	-	-	-	-	-	13.3%	

*Pedestrians and Bicycles on Crosswalk. L: Left, R: Right, T: Thru, U: U-Turn

2020046.000 - SW 72nd Ave and SW 6th St - TMC

Tue Feb 17, 2026

AM Peak (Feb 17 2026 7:15AM - 8:15 AM)

All Classes (Lights, Articulated Trucks and Single-Unit Trucks, Buses, Pedestrians, Bicycles on Road, Bicycles on Crosswalk)

All Movements

ID: 1378732, Location: 26.004844, -80.231533



Provided by: Marlin Engineering Inc.
 Marlin Engineering/ 3363 W Commercial Blvd, Suite 115,
 Ft. Lauderdale, FL, 33309, US

