

Summary for New Vehicles 2025 / 2026

Ref. #	Category	Vehicles	Dept.	Cost	Qty	Total Cost	FSA Vendor
1	Pursuit, Administrative, and Other Vehicles	2026 Chevrolet Silverado 1500 2WD Crew Cab 147"	Police Department	\$42,805.16	2	\$85,610.32	Hardy Chevrolet
2	Pursuit, Administrative, and Other Vehicles	2026 Ford Transit T-350 High Roof Cargo Van	Police Department	\$196,436.00	1	\$196,436.00	Duval Ford
					3	\$282,046.32	

Department	Qt.	Total
Police Department	3	\$282,046.32
Total	3	\$282,046.32

Vendor	Qt.	Total
Hardy Chevrolet	2	\$85,610.32
Duval Ford	1	\$196,436.00
Total	3	\$282,046.32

Bid Award

Contract: FSA25-VEL33.0, Pursuit, Administrative, and Other Vehicles

Group: Pickup Trucks – 4x2

Item: 149, Chevrolet, Silverado 1500 Crew Cab (Short Bed 147.4) 1WT, CC10543

Zone	Rank	Vendor	Price	Build File	Options File
Western	Primary	HARDY CHEVROLET GMC, INC	\$37,871.00	Build	Options
	Alternate	Stingray Chevrolet	\$38,300.00	Build	Options
	Alternate	Garber Chevrolet Buick GMC, Inc.	\$38,986.00	Build	Options
Northern	Primary	HARDY CHEVROLET GMC, INC	\$37,871.00	Build	Options
	Alternate	Stingray Chevrolet	\$38,140.00	Build	Options
	Alternate	Garber Chevrolet Buick GMC, Inc.	\$38,786.00	Build	Options
Central	Primary	HARDY CHEVROLET GMC, INC	\$37,871.00	Build	Options
	Alternate	Stingray Chevrolet	\$37,940.00	Build	Options
	Alternate	Garber Chevrolet Buick GMC, Inc.	\$38,886.00	Build	Options
Southern	Primary	HARDY CHEVROLET GMC, INC	\$37,871.00	Build	Options
	Alternate	Stingray Chevrolet	\$38,140.00	Build	Options
	Alternate	Garber Chevrolet Buick GMC, Inc.	\$38,986.00	Build	Options



Hardy Chevrolet Buick GMC Inc

Desmond Delesline | 6787803034 | ddelesline@hardyautomotive.com

Vehicle: [Fleet] 2026 Chevrolet Silverado 1500 (CC10543) 2WD Crew Cab 147" Work Truck



Quote Worksheet

	MSRP
Base Price	\$42,700.00
Dest Charge	\$2,795.00
Total Options	\$4,595.00
Subtotal	\$50,090.00
FSA ADJUSTMNT (FSA25-VEL33.0 line - 149)	(\$7,669.95)
1 EXTRA KEY (\$389 COST + 1% DISOUNT)	\$385.11
Subtotal Pre-Tax Adjustments	(\$7,284.84)
Less Customer Discount	\$0.00
Subtotal Discount	\$0.00
Trade-In	\$0.00
Subtotal Trade-In	\$0.00
Taxable Price	\$42,805.16
Sales Tax	\$0.00
Subtotal Taxes	\$0.00
Subtotal Post-Tax Adjustments	\$0.00
Total Sales Price	\$42,805.16
Total for x2	\$85,610.32



HARDYCHEVROLETGMC.COM

FSA # FSA25-VEL33.0 (Item 149)

2026 CHEVROLET SILVERADO 1500

MODEL: CC10543

MODEL DESCRIPTION: 2WD Crew Cab 147"

		BASE PRICE			\$ 37,871.00	
OPT CODE	DESCRIPTION	UNIT PRICE	DISC %	SWC PRICE	OPTION SELECT (X)	NET PRICE
1WT			1%	\$ -	x	\$ -
L84	Engine, 5.3L EcoTech3 V8	\$ 1,595.00	1%	\$ 1,579.05	x	\$ 1,579.05
MHT	Transmission, 10-speed automatic	\$ -	1%	\$ -	x	\$ -
AZ3	Seats, front 40/20/40 split-bench	\$ -	1%	\$ -	x	\$ -
H2G	Jet Black, Vinyl seat trim	\$ -	1%	\$ -	x	\$ -
PEB	WT Value Package (Includes PCV WT Convenience Package)	\$ 460.00	1%	\$ 455.40	x	\$ 455.40
PCV	WT Convenience Package	\$ -	1%	\$ -	x	\$ -
Z82	Trailer Package includes trailer hitch (Included With PEB WT Value Package)	\$ -	1%	\$ -	x	\$ -
G80	Auto-locking rear differential	\$ 395.00	1%	\$ 391.05	x	\$ 391.05
JL1	Trailer brake controller	\$ 275.00	1%	\$ 272.25	x	\$ 272.25
QT5	Tailgate, gate function manual with EZ lift includes power lock and release	\$ 150.00	1%	\$ 148.50	x	\$ 148.50
VK3	License plate kit	\$ -	1%	\$ -	x	\$ -
KI4	Power outlet, interior power outlet, 120-volt	\$ 225.00	1%	\$ 222.75	x	\$ 222.75
CGN	Professional Spray in Bed Liner Lines	\$ 545.00	1%	\$ 539.55	x	\$ 539.55
VT2	LPO, Assist steps, 6" Black tubular rectangular wheel-to-wheel	\$ 950.00	1%	\$ 940.50	x	\$ 940.50
3K	Third Key Cut and programmed include Key Fob	\$ 389.00	1%	\$ 385.11	x	\$ 385.11
TTAG	Temporary Tag	\$ -	1%	\$ -		\$ -
COLOR OPTIONS - SELECTION SHOULD BE QUANTITY FOR EACH COLOR		UNIT PRICE	DISC %	PRICE	QTY EACH	NET PRICE
GAZ	Summit White	\$ -	0%	\$ -	1	
TOTAL					1	\$ 42,805.16



Hardy Chevrolet Buick GMC Inc

Desmond Delesline | 6787803034 | ddelesline@hardyautomotive.com

Vehicle: [Fleet] 2026 Chevrolet Silverado 1500 (CC10543) 2WD Crew Cab 147" Work Truck (✔ Complete)
Quote: CC10543 PD Quote

Dealer Signature / Date

Customer Signature / Date

Selected Model and Options

MODEL		
CODE	MODEL	MSRP
CC10543	2026 Chevrolet Silverado 1500 2WD Crew Cab 147" Work Truck	\$42,700.00

COLORS	
CODE	DESCRIPTION
GAZ	Summit White

EMISSIONS				
CODE	DESCRIPTION	FRONT WEIGHT	REAR WEIGHT	MSRP
FE9	Emissions, Federal requirements	0.00 lbs	0.00 lbs	\$0.00

ENGINE				
CODE	DESCRIPTION	FRONT WEIGHT	REAR WEIGHT	MSRP
L84	Engine, 5.3L EcoTec3 V8 (355 hp [265 kW] @ 5600 rpm, 383 lb-ft of torque [518 Nm] @ 4100 rpm); featuring available Dynamic Fuel Management that enables the engine to operate in 17 different patterns between 2 and 8 cylinders, depending on demand, to optimize power delivery and efficiency (Not available with C*10703 Regular Cab model. Retail orders require (G80) auto-locking differential. Fleet or Government order types require (G80) auto-locking differential on CC10543 Crew Cab models or with (PEB) WT Value Package.)	0.00 lbs	0.00 lbs	\$1,595.00

TRANSMISSION				
CODE	DESCRIPTION	FRONT WEIGHT	REAR WEIGHT	MSRP
MHT	Transmission, 10-speed automatic, electronically controlled with overdrive and tow/haul mode. Includes Cruise Grade Braking and Powertrain Grade Braking (Included and only available with (L84) 5.3L EcoTec3 V8 engine.)	0.00 lbs	0.00 lbs	Inc.

This document contains information considered Confidential between GM and its Clients uniquely. The information provided is not intended for public disclosure. Prices, specifications, and availability are subject to change without notice, and do not include certain fees, taxes and charges that may be required by law or vary by manufacturer or region. Performance figures are guidelines only, and actual performance may vary. Photos may not represent actual vehicles or exact configurations. Content based on report preparer's input is subject to the accuracy of the input provided.

Data Version: 28239. Data Updated: Apr 14, 2026 1:46:00 AM UTC.



Hardy Chevrolet Buick GMC Inc

Desmond Delesline | 6787803034 | ddelesline@hardyautomotive.com

Vehicle: [Fleet] 2026 Chevrolet Silverado 1500 (CC10543) 2WD Crew Cab 147" Work Truck (✔ Complete)
Quote: CC10543 PD Quote

GVWR				
CODE	DESCRIPTION	FRONT WEIGHT	REAR WEIGHT	MSRP
C5H	GVWR, 6900 lbs. (3130 kg) (Crew Cab 2WD models require (L84) 5.3L EcoTec3 V8 engine.)	0.00 lbs	0.00 lbs	Inc.

AXLE				
CODE	DESCRIPTION	FRONT WEIGHT	REAR WEIGHT	MSRP
GU5	Rear axle, 3.23 ratio (Included and only available with (L84) 5.3L EcoTec3 V8 engine.)	0.00 lbs	0.00 lbs	Inc.

PREFERRED EQUIPMENT GROUP				
CODE	DESCRIPTION	FRONT WEIGHT	REAR WEIGHT	MSRP
1WT	Work Truck Preferred Equipment Group includes standard equipment	0.00 lbs	0.00 lbs	\$0.00

WHEELS				
CODE	DESCRIPTION	FRONT WEIGHT	REAR WEIGHT	MSRP
RD6	Wheels, 17" x 8" (43.2 cm x 20.3 cm) Ultra Silver painted steel (STD)	0.00 lbs	0.00 lbs	\$0.00

TIRES				
CODE	DESCRIPTION	FRONT WEIGHT	REAR WEIGHT	MSRP
QBN	Tires, 255/70R17 all-season, blackwall (STD)	0.00 lbs	0.00 lbs	\$0.00

SPARE TIRE				
CODE	DESCRIPTION	FRONT WEIGHT	REAR WEIGHT	MSRP
QBR	Tire, spare 255/70R17 all-season, blackwall (STD) (Included with (QBN) 255/70R17 all-season, blackwall tires.)	0.00 lbs	0.00 lbs	\$0.00

This document contains information considered Confidential between GM and its Clients uniquely. The information provided is not intended for public disclosure. Prices, specifications, and availability are subject to change without notice, and do not include certain fees, taxes and charges that may be required by law or vary by manufacturer or region. Performance figures are guidelines only, and actual performance may vary. Photos may not represent actual vehicles or exact configurations. Content based on report preparer's input is subject to the accuracy of the input provided.

Data Version: 28239. Data Updated: Apr 14, 2026 1:46:00 AM UTC.



Hardy Chevrolet Buick GMC Inc

Desmond Delesline | 6787803034 | ddelesline@hardyautomotive.com

Vehicle: [Fleet] 2026 Chevrolet Silverado 1500 (CC10543) 2WD Crew Cab 147" Work Truck (✔ Complete)
Quote: CC10543 PD Quote

PAINT				
CODE	DESCRIPTION	FRONT WEIGHT	REAR WEIGHT	MSRP
GAZ	Summit White	0.00 lbs	0.00 lbs	\$0.00

SEAT TYPE				
CODE	DESCRIPTION	FRONT WEIGHT	REAR WEIGHT	MSRP
AZ3	Seats, front 40/20/40 split-bench with covered armrest storage and under-seat storage (lockable) (STD)	0.00 lbs	0.00 lbs	\$0.00

SEAT TRIM				
CODE	DESCRIPTION	FRONT WEIGHT	REAR WEIGHT	MSRP
H2G	Jet Black, Vinyl seat trim	0.00 lbs	0.00 lbs	\$0.00

RADIO				
CODE	DESCRIPTION	FRONT WEIGHT	REAR WEIGHT	MSRP
IOR	Audio system, Chevrolet Infotainment 3 system 7" diagonal HD color touchscreen, AM/FM stereo, Bluetooth audio streaming for 2 active devices, voice command pass-through to phone, Wireless Apple CarPlay and Wireless Android Auto compatibility (STD)	0.00 lbs	0.00 lbs	\$0.00

OPTION DISCOUNT				
CODE	DESCRIPTION	FRONT WEIGHT	REAR WEIGHT	MSRP
---	Option/package discount (Requires (L3B) TurboMax engine or (PEB) WT Value Package.) *DISCOUNT*	0.00 lbs	0.00 lbs	(\$500.00)

This document contains information considered Confidential between GM and its Clients uniquely. The information provided is not intended for public disclosure. Prices, specifications, and availability are subject to change without notice, and do not include certain fees, taxes and charges that may be required by law or vary by manufacturer or region. Performance figures are guidelines only, and actual performance may vary. Photos may not represent actual vehicles or exact configurations. Content based on report preparer's input is subject to the accuracy of the input provided.

Data Version: 28239. Data Updated: Apr 14, 2026 1:46:00 AM UTC.



Hardy Chevrolet Buick GMC Inc

Desmond Delesline | 6787803034 | ddelesline@hardyautomotive.com

Vehicle: [Fleet] 2026 Chevrolet Silverado 1500 (CC10543) 2WD Crew Cab 147" Work Truck (✔ Complete)
Quote: CC10543 PD Quote

ADDITIONAL EQUIPMENT - PACKAGE

CODE	DESCRIPTION	FRONT WEIGHT	REAR WEIGHT	MSRP
PCV	WT Convenience Package includes (AKO) tinted windows, (C49) rear-window defogger and (DLF) power mirrors (Upgradeable to (DPO) trailer mirrors and includes (DD8) auto dimming rearview mirror.)	0.00 lbs	0.00 lbs	Inc.
PEB	WT Value Package includes (PCV) WT Convenience Package and (Z82) Trailering Package (Not available with (ZW9) pickup bed delete. Fleet or Government order types require (G80) auto-locking differential when (L84) 5.3L EcoTec3 V8 engine is ordered.) *GROSS*	0.00 lbs	0.00 lbs	\$960.00
Z82	Trailering Package includes trailer hitch, 7-pin and 4-pin connectors and (CTT) Hitch Guidance (With (L84) 5.3L EcoTec3 V8 engine requires (G80) locking differential. Included with (PEB) WT Value Package.)	0.00 lbs	0.00 lbs	Inc.

ADDITIONAL EQUIPMENT - MECHANICAL

CODE	DESCRIPTION	FRONT WEIGHT	REAR WEIGHT	MSRP
G80	Auto-locking rear differential (Required with (L84) 5.3L EcoTec3 V8 engine when (Z82) Trailering Package is ordered. Included with (Z71) Z71 Off-Road Package or (9C1) Police Pursuit Package.)	0.00 lbs	0.00 lbs	\$395.00
JL1	Trailer brake controller, integrated (Requires (Z82) Trailering Package.)	0.00 lbs	0.00 lbs	\$275.00
KC4	Cooling, external engine oil cooler (Included and only available with V8 engines.)	0.00 lbs	0.00 lbs	Inc.
KNP	Cooling, auxiliary external transmission oil cooler (Included and only available with V8 engines.)	0.00 lbs	0.00 lbs	Inc.
KW7	Alternator, 170 amps (Included and only available with (L84) 5.3L EcoTec3 V8 engine. Not available with (L3B) TurboMax engine or (VYU) Snow Plow Prep Package.)	0.00 lbs	0.00 lbs	Inc.

This document contains information considered Confidential between GM and its Clients uniquely. The information provided is not intended for public disclosure. Prices, specifications, and availability are subject to change without notice, and do not include certain fees, taxes and charges that may be required by law or vary by manufacturer or region. Performance figures are guidelines only, and actual performance may vary. Photos may not represent actual vehicles or exact configurations. Content based on report preparer's input is subject to the accuracy of the input provided.

Data Version: 28239. Data Updated: Apr 14, 2026 1:46:00 AM UTC.



Hardy Chevrolet Buick GMC Inc

Desmond Delesline | 6787803034 | ddelesline@hardyautomotive.com

Vehicle: [Fleet] 2026 Chevrolet Silverado 1500 (CC10543) 2WD Crew Cab 147" Work Truck (✔ Complete)
Quote: CC10543 PD Quote

ADDITIONAL EQUIPMENT - EXTERIOR

CODE	DESCRIPTION	FRONT WEIGHT	REAR WEIGHT	MSRP
AKO	Glass, deep-tinted (Included with (PCV) WT Convenience Package.)	0.00 lbs	0.00 lbs	Inc.
CGN	Chevytec spray-on bedliner, Black (does not include spray-on liner on tailgate due to Black composite inner panel) (Not available with (ZW9) pickup bed delete. Double Cab and Crew Cab models are available with Ship Thru codes (VCO), (VDT), (VYC) or (VYS). Crew Cab and Regular Cab models are available with Ship Thru codes (A6T), (TW3), (V11), (VDJ), (VKZ), (VUH) or (WEZ). Crew Cab models are available with Ship Thru code (TFA).)	0.00 lbs	0.00 lbs	\$545.00
DLF	Mirrors, outside heated power-adjustable (Standard on Regular Cab models. Included and only available with (PCV) WT Convenience Package on Crew Cab and Double Cab models. When (PQA) WT Safety Package is ordered, includes (DP6) high gloss Black mirror caps.)	0.00 lbs	0.00 lbs	Inc.
QT5	Tailgate, gate function manual with EZ Lift includes power lock and release	0.00 lbs	0.00 lbs	\$150.00
VK3	License plate kit, front (will be shipped to orders with ship-to states that require front license plate)	0.00 lbs	0.00 lbs	\$0.00

ADDITIONAL EQUIPMENT - INTERIOR

CODE	DESCRIPTION	FRONT WEIGHT	REAR WEIGHT	MSRP
C49	Defogger, rear-window electric (Included with (PCV) WT Convenience Package.)	0.00 lbs	0.00 lbs	Inc.
KC9	Power outlet, bed mounted, 120-volt (400 watts shared with (KI4) interior power outlet) (Included and only available with (KI4) Power outlet. Not available with (ZW9) pickup bed delete.)	0.00 lbs	0.00 lbs	Inc.
KI4	Power outlet, interior power outlet, 120-volt (400 watts shared with (KC9) bed mounted power outlet) (Requires (QT5) EZ Lift power lock and release tailgate. Included with (5W4) Special Service Package and (9C1) Police Pursuit Package. Includes (UBI) USB ports.)	0.00 lbs	0.00 lbs	\$225.00
UBI	USB ports, rear, dual, charge-only (Included and only available with (KI4) 120-volt power outlet on Crew and Double Cab models only.)	0.00 lbs	0.00 lbs	Inc.

This document contains information considered Confidential between GM and its Clients uniquely. The information provided is not intended for public disclosure. Prices, specifications, and availability are subject to change without notice, and do not include certain fees, taxes and charges that may be required by law or vary by manufacturer or region. Performance figures are guidelines only, and actual performance may vary. Photos may not represent actual vehicles or exact configurations. Content based on report preparer's input is subject to the accuracy of the input provided.

Data Version: 28239. Data Updated: Apr 14, 2026 1:46:00 AM UTC.



Hardy Chevrolet Buick GMC Inc

Desmond Delesline | 6787803034 | ddelesline@hardyautomotive.com

Vehicle: [Fleet] 2026 Chevrolet Silverado 1500 (CC10543) 2WD Crew Cab 147" Work Truck (✔ Complete)
Quote: CC10543 PD Quote

ADDITIONAL EQUIPMENT - SAFETY-INTERIOR

CODE	DESCRIPTION	FRONT WEIGHT	REAR WEIGHT	MSRP
CTT	Hitch Guidance dynamic single line to aid in trailer alignment for hitching (Included and only available with (Z82) Trailering Package.)	0.00 lbs	0.00 lbs	Inc.

ADDITIONAL EQUIPMENT - LPO

CODE	DESCRIPTION	FRONT WEIGHT	REAR WEIGHT	MSRP
VT2	LPO, Assist steps, 6" Black tubular rectangular wheel-to-wheel (dealer-installed) (Requires C*10543. Not available with any other assist steps.)	0.00 lbs	0.00 lbs	\$950.00
Options Total		0.00 lbs	0.00 lbs	\$4,595.00

Standard Equipment

Package

Chevy Safety Assist includes (UHY) Automatic Emergency Braking, (UKJ) Front Pedestrian Braking, (UHX) Lane Keep Assist with Lane Departure Warning, (UE4) Following Distance Indicator, (UEU) Forward Collision Alert and (TQ5) IntelliBeam

Mechanical

Durabed, pickup bed

Engine, TurboMax (310 hp [231 kW] @ 5600 rpm, 430 lb-ft of torque [583 Nm] @ 3000 rpm) (STD) (Not available with (Z71) Z71 Off-Road Package, (VYU) Snow Plow Prep Package or (ZW9) pickup bed delete.)

Transmission, 8-speed automatic, electronically controlled with overdrive and tow/haul mode. Includes Cruise Grade Braking and Powertrain Grade Braking (STD) (Included and only available with (L3B) TurboMax engine. Requires (AZ3) front 40/20/40 split-bench seats.)

Rear axle, 3.42 ratio

GVWR, 6800 lbs. (3084 kg) (STD) (Requires 2WD Crew Cab, Double Cab or Regular Cab Long Bed model with (L3B) TurboMax engine. Requires 2WD Double Cab or Regular Cab Long Bed model and (L84) 5.3L EcoTec3 V8 engine.)

Push Button Start

Automatic Stop/Start (Not available with (5W4) Special Services Package, (9C1) Police Pursuit Package or (FHS) E85 FlexFuel capability.)

Rear wheel drive

Battery, heavy-duty 730 cold-cranking amps/80 Amp-hr, maintenance-free with rundown protection and retained accessory power

This document contains information considered Confidential between GM and its Clients uniquely. The information provided is not intended for public disclosure. Prices, specifications, and availability are subject to change without notice, and do not include certain fees, taxes and charges that may be required by law or vary by manufacturer or region. Performance figures are guidelines only, and actual performance may vary. Photos may not represent actual vehicles or exact configurations. Content based on report preparer's input is subject to the accuracy of the input provided.

Data Version: 28239. Data Updated: Apr 14, 2026 1:46:00 AM UTC.



Hardy Chevrolet Buick GMC Inc

Desmond Delesline | 6787803034 | ddelesline@hardyautomotive.com

Vehicle: [Fleet] 2026 Chevrolet Silverado 1500 (CC10543) 2WD Crew Cab 147" Work Truck (✔ Complete)
Quote: CC10543 PD Quote

Mechanical

- Alternator, 220 amps (Included with (L3B) TurboMax engine, (VYU) Snow Plow Prep Package, (5W4) Special Service Package or (9C1) Police Pursuit Package.)
- Recovery hooks, front, frame-mounted, Black
- Frame, fully-boxed, hydroformed front section
- Suspension Package, Standard
- Steering, Electric Power Steering (EPS) assist, rack-and-pinion
- Brakes, 4-wheel antilock, 4-wheel disc with DURALIFE rotors
- Brake lining wear indicator
- Capless Fuel Fill
- Exhaust, single outlet

Exterior

- Wheels, 17" x 8" (43.2 cm x 20.3 cm) Ultra Silver painted steel (STD)
- Tires, 255/70R17 all-season, blackwall (STD)
- Tire, spare 255/70R17 all-season, blackwall (STD) (Included with (QBN) 255/70R17 all-season, blackwall tires.)
- Wheel, 17" x 8" (43.2 cm x 20.3 cm) full-size, steel spare
- Tire carrier lock, keyed cylinder lock that utilizes same key as ignition and door
- Bumpers, front, Black (semi-gloss)
- Bumpers, rear, Black (semi-gloss)
- CornerStep, rear bumper
- Cargo tie downs (12), fixed rated at 500 lbs per corner
- Headlamps, halogen reflector with halogen Daytime Running Lamps
- IntelliBeam, automatic high beam on/off
- Lamps, cargo area, cab mounted integrated with center high mount stop lamp, with switch in bank on left side of steering wheel (incandescent on Regular Cab models, LED on Crew Cab and Double Cab models)
- Taillamps with incandescent tail, stop and reverse lights
- Mirrors, outside manual, Black (Standard on Crew Cab and Double Cab models only. Not available on Regular Cab models.)
- Glass, solar absorbing, tinted
- Door handles, Black
- Tailgate and bed rail protection cap, top
- Tailgate, standard

This document contains information considered Confidential between GM and its Clients uniquely. The information provided is not intended for public disclosure. Prices, specifications, and availability are subject to change without notice, and do not include certain fees, taxes and charges that may be required by law or vary by manufacturer or region. Performance figures are guidelines only, and actual performance may vary. Photos may not represent actual vehicles or exact configurations. Content based on report preparer's input is subject to the accuracy of the input provided.

Data Version: 28239. Data Updated: Apr 14, 2026 1:46:00 AM UTC.



Hardy Chevrolet Buick GMC Inc

Desmond Delesline | 6787803034 | ddelesline@hardyautomotive.com

Vehicle: [Fleet] 2026 Chevrolet Silverado 1500 (CC10543) 2WD Crew Cab 147" Work Truck (✔ Complete)
Quote: CC10543 PD Quote

Exterior

Tailgate, locking utilizes same key as ignition and door (Removed when (QT5) EZ Lift power lock and release tailgate is ordered.)

Tailgate, gate function manual, no EZ Lift

Entertainment

Audio system, Chevrolet Infotainment 3 system 7" diagonal HD color touchscreen, AM/FM stereo, Bluetooth audio streaming for 2 active devices, voice command pass-through to phone, Wireless Apple CarPlay and Wireless Android Auto compatibility (STD)

Sirius XM, delete (Can be upgraded to (U2K) SiriusXM.)

Audio system feature, 6-speaker system (Requires Crew Cab or Double Cab model.)

Wireless phone projection for Apple CarPlay and Android Auto

Bluetooth for phone, connectivity to vehicle infotainment system

Wi-Fi Hotspot capable (Terms and limitations apply. See onstar.com or dealer for details.)

Interior

Seats, front 40/20/40 split-bench with covered armrest storage and under-seat storage (lockable) (STD)

Seat trim, Vinyl

Seat adjuster, driver 4-way manual

Seat adjuster, passenger 4-way manual

Seat, rear 60/40 folding bench (folds up), 3-passenger (includes child seat top tether anchor) (Requires Crew Cab or Double Cab model.)

Floor covering, rubberized-vinyl (Not available with LPO floor liners.)

Steering wheel, urethane

Steering column, Tilt-Wheel, manual with wheel locking security feature

Steering column lock, electrical

Instrument cluster, 6-gauge cluster featuring speedometer, fuel level, engine temperature, tachometer, voltage and oil pressure

Driver Information Center, 3.5" diagonal monochromatic display

Exterior Temperature Display located in radio display

Compass located in instrument cluster

Window, power front, drivers express up/down

Window, power front, passenger express down

Windows, power rear, express down (Not available with Regular Cab models.)

This document contains information considered Confidential between GM and its Clients uniquely. The information provided is not intended for public disclosure. Prices, specifications, and availability are subject to change without notice, and do not include certain fees, taxes and charges that may be required by law or vary by manufacturer or region. Performance figures are guidelines only, and actual performance may vary. Photos may not represent actual vehicles or exact configurations. Content based on report preparer's input is subject to the accuracy of the input provided.

Data Version: 28239. Data Updated: Apr 14, 2026 1:46:00 AM UTC.



Hardy Chevrolet Buick GMC Inc

Desmond Delesline | 6787803034 | ddelesline@hardyautomotive.com

Vehicle: [Fleet] 2026 Chevrolet Silverado 1500 (CC10543) 2WD Crew Cab 147" Work Truck (✔ Complete)
Quote: CC10543 PD Quote

Interior

- Door locks, power
- Remote Keyless Entry, with 2 transmitters
- Cruise control, electronic with set and resume speed, steering wheel-mounted
- Power outlet, front auxiliary, 12-volt
- USB Ports, 2, Charge/Data ports located on instrument panel
- Air conditioning, single-zone manual
- Air vents, rear, heating/cooling (Not available on Regular Cab models.)
- Mirror, inside rearview, manual tilt
- Assist handles front A-pillar mounted for driver and passenger, rear B-pillar mounted

Safety-Mechanical

- Automatic Emergency Braking
- Front Pedestrian Braking
- StabiliTrak, stability control system with Proactive Roll Avoidance and traction control, includes electronic trailer sway control and hill start assist

Safety-Exterior

- Daytime Running Lamps with automatic exterior lamp control

Safety-Interior

- Airbags, Dual-stage frontal airbags for driver and front outboard passenger; Seat-mounted side-impact airbags for driver and front outboard passenger; Head-curtain airbags for front and rear outboard seating positions; Includes front outboard Passenger Sensing System for frontal outboard passenger airbag (Always use seat belts and child restraints. Children are safer when properly secured in a rear seat in the appropriate child restraint. See the Owner's Manual for more information.)
- OnStar services capable (See onstar.com for details and limitations. Services vary by model. Service plan required.)
- OnStar Basics (OnStar Fleet Basics for Fleet) Drive confidently with core OnStar services including remote commands, built-in voice assistance, real-time traffic and navigation, and Automatic Crash Response to help if you're in need. (Requires (UE1) OnStar. OnStar Basics includes remote commands, Navigation, Voice Assistance, and Automatic Crash Response, for eligible vehicles with compatible software. OnStar Basics is standard for 8 years; OnStar plan, working electrical system, cell reception and GPS signal required. OnStar links to emergency services. Service coverage varies with conditions and location. Service availability, features and functionality vary by device and software version. See onstar.com for details and limitations.)
- HD Rear Vision Camera
- Lane Keep Assist with Lane Departure Warning
- Following Distance Indicator

This document contains information considered Confidential between GM and its Clients uniquely. The information provided is not intended for public disclosure. Prices, specifications, and availability are subject to change without notice, and do not include certain fees, taxes and charges that may be required by law or vary by manufacturer or region. Performance figures are guidelines only, and actual performance may vary. Photos may not represent actual vehicles or exact configurations. Content based on report preparer's input is subject to the accuracy of the input provided.
Data Version: 28239. Data Updated: Apr 14, 2026 1:46:00 AM UTC.



Hardy Chevrolet Buick GMC Inc

Desmond Delesline | 6787803034 | ddelesline@hardyautomotive.com

Vehicle: [Fleet] 2026 Chevrolet Silverado 1500 (CC10543) 2WD Crew Cab 147" Work Truck (✔ Complete)

Quote: CC10543 PD Quote

Safety-Interior

Forward Collision Alert

Rear Seat Reminder (Requires Crew Cab or Double Cab model.)

Rear Seat Belt Indicator (Requires Crew Cab or Double Cab model.)

Teen Driver a configurable feature that lets you activate customizable vehicle settings associated with a key fob, to help encourage safe driving behavior. It can limit certain available vehicle features, and it prevents certain safety systems from being turned off. An in-vehicle report card gives you information on driving habits and helps you to continue to coach your new driver

Buckle to Drive prevents vehicle from being shifted out of Park until driver seat belt is fastened; times out after 20 seconds and encourages seat belt use, can be turned on and off in Settings menu

Tire Pressure Monitoring System, auto learn includes Tire Fill Alert (does not apply to spare tire)

WARRANTY

Warranty Note: <<< Preliminary 2026 Warranty >>>

Basic Years: 3

Basic Miles/km: 36,000

Drivetrain Years: 5

Drivetrain Miles/km: 60,000

Drivetrain Note: Silverado TurboMaxTM engines, 3.0L & 6.0L Duramax® Turbo-Diesel engines, and certain commercial, government, and qualified fleet vehicles: 5 years/100,000 miles

Corrosion Years (Rust-Through): 6

Corrosion Years: 3

Corrosion Miles/km (Rust-Through): 100,000

Corrosion Miles/km: 36,000

Roadside Assistance Years: 5

Roadside Assistance Miles/km: 60,000

Roadside Assistance Note: Silverado TurboMaxTM engines, 3.0L & 6.0L Duramax® Turbo-Diesel engines, and certain commercial, government, and qualified fleet vehicles: 5 years/100,000 miles

Maintenance Note: First Visit: 12 Months/12,000 Miles

This document contains information considered Confidential between GM and its Clients uniquely. The information provided is not intended for public disclosure. Prices, specifications, and availability are subject to change without notice, and do not include certain fees, taxes and charges that may be required by law or vary by manufacturer or region. Performance figures are guidelines only, and actual performance may vary. Photos may not represent actual vehicles or exact configurations. Content based on report preparer's input is subject to the accuracy of the input provided.

Data Version: 28239. Data Updated: Apr 14, 2026 1:46:00 AM UTC.

Florida Sheriffs Association Cooperative Purchasing Program Options Template

Bidder: Hardy Chevrolet GMC inc, dba Hardy Chevyrolet GMC

Item make & model: Silverado 1500 Crew Cab (Short Bed 147.4) 1WT

Item number: CC10543

Manufacturer Order Code	Price	Description	Factory Installed or Vendor Installed?	MSRP Discount % (factory-installed)	Cost-Plus Markup % (vendor-installed)
L84	\$1,595.00	Engine, 5.3L EcoTec3 V8	Factory Installed	1%	N/A
Q5U	\$ 350.00	Wheels, 17" x 8" bright Silver painted	Factory Installed	1%	N/A
RPP	\$ 300.00	17" Black painted steel	Factory Installed	1%	N/A
QDV	\$ 200.00	Tires, 265/70R17 all-terrain, blackwall	Factory Installed	1%	N/A
RC5	\$ 395	Tires, LT265/70R17C all-terrain, blackwall	Factory Installed	1%	N/A
AMF	\$ 75	Remote Keyless Entry Package	Factory Installed	1%	N/A
BAQ	\$ 175	Work Truck Package	Factory Installed	1%	N/A
PCV	\$ 565	WT Convenience Package	Factory Installed	1%	N/A
PEB	\$ 960.00	WT Value Package	Factory Installed	1%	N/A
PQA	\$ 940	WT Safety Package	Factory Installed	N/A	N/A
Z82	\$ 425	Trailer Package includes trailer hitch	Factory Installed	1%	N/A

Company Name

Manufacturer Order Code	Price	Description	Factory Installed or Vendor Installed?	MSRP Discount % (factory-installed)	Cost-Plus Markup % (vendor-installed)
G80	\$ 395	Auto-locking rear differential	Factory Installed	1%	N/A
JL1	\$ 275	Trailer brake controller	Factory Installed	1%	N/A
K05	\$ 100	Engine block heater	Factory Installed	1%	N/A
DPO	\$ 490	Mirrors, outside power-adjustable	Factory Installed	1%	N/A
QK2	\$ 445	Tailgate, Multi-Flex	Factory Installed	1%	N/A
UF2	\$ 125	LED Cargo Area	Factory Installed	1%	N/A

Bid Award

Contract: FSA25-VEL33.0, Pursuit, Administrative, and Other Vehicles

Group: Cargo & Passenger Vans Medium/High Roof

Item: 56, Ford, Transit T-350 High Roof Cargo Van RWD, W1X

Zone	Rank	Vendor	Price	Build File	Options File
Western	Primary	RUSH TRUCK CENTERS OF FLORIDA, INC	\$47,979.00	Build	Options
	Alternate	Step One Automotive dba Ford Crestview	\$47,998.00	Build	Options
	Alternate	Duval Ford LLC	\$49,306.00	Build	Options
Northern	Primary	RUSH TRUCK CENTERS OF FLORIDA, INC	\$47,779.00	Build	Options
	Alternate	BOZARD FORD	\$47,807.00	Build	Options
	Alternate	Duval Ford LLC	\$49,076.00	Build	Options
Central	Primary	RUSH TRUCK CENTERS OF FLORIDA, INC	\$47,779.00	Build	Options
	Alternate	BOZARD FORD	\$47,926.00	Build	Options
	Alternate	Duval Ford LLC	\$49,206.00	Build	Options
Southern	Primary	RUSH TRUCK CENTERS OF FLORIDA, INC	\$47,879.00	Build	Options
	Alternate	BOZARD FORD	\$48,045.00	Build	Options
	Alternate	Duval Ford LLC	\$49,306.00	Build	Options

Pembroke Pines

Prepared for:

Pembroke Pines
Luke Singh
 lsingh@ppines.com
 954-518-9028 ext 59028

Police Department

Contract Holder

Duval Ford
Jared Davis
 (Work) 904-388-2144
 (Fax) 904-387-6816
jared.davis@duvalmotor.com
 405 Lane Avenue North
 Jacksonville, FL 32258

REV: 4/16/2026

PLEASE CONFIRM RECEIPT OF QUOTE VIA EMAIL



We appreciate your interest and the opportunity to quote. Pricing references the **FLORIDA SHERIFFS ASSOCIATION LIGHT VEHICLE CONTRACT FSA 25VEL-33**. If you have any questions regarding this quote please call! Note, Vehicle will be ordered **white exterior** unless specified on purchase order. Shipping and Invoicing instructions are required on agency purchase order.

Labor: \$90/Hr	Parts QTY	Code	Equipment	UNIT PRICE	EXTENDED
	1	W1X SOUTH	Item 56 2026 Transit T-350 High Roof Cargo Van RWD W1X Southern Zone	\$ 47,666.00	\$ 47,666.00
	1	T350 EL DRW 11K	Upgrade to [u8x] T350 HD 11k gvwr DRW HD Extended from base [w1x] Requires EcoBoost Engine Option	\$ 4,895.00	\$ 4,895.00
	1	YZ	Oxford White exterior	\$ -	\$ -
	1	VK	Vinyl Seating	\$ -	\$ -
	1	99G	3.5L EcoBoost® V6.	\$ 2,786.00	\$ 2,786.00
	1	51D	Spare Tire and Wheel	\$ 299.00	\$ 299.00
	1	57G	Front/Rear Aux A/C and Heater (Driver controlled). Not available with E-Transit, and Passenger Seat Delete (21J, 21K), Cargo Van with Vinyl, Front and Rear (16E) or Load Area Protection Package (96D). Requires Full-Size Spare Tire (51D). Note: Heat is distributed from rear of front- passenger seat. A/C is distributed from the rear of van	\$ 856.00	\$ 856.00
	1	63C	Dual Alternator (250 amps each). Includes Auxiliary Fuse Panel with High Spec Interface Connector (87E). Included with Ambulance Prep Packages (47B and 47F). Includes Power Outlet – 110V/400W (90D) on Cargo Van, Cutaway and Chassis Cabs without Push Down Manual Parking Brake (90G) or 11,000lb GVWR. Not available with the 3.5L PFDi V6 (998) engine, Passenger Seat Delete (21J / 21K / 211), or E-Transit	\$ 1,020.00	\$ 1,020.00
	1	68J	Extended Length Passenger Running Board	\$ 652.00	\$ 652.00
	1	86F	Keys: 2 additional (4 total) with key fobs.	\$ 75.00	\$ 75.00
0	1	31*	Ship Through Qualified Body Modifier, Includes Second Stage Mso where applicable. Discounts available for Chassis pre-payment upon arrival.	\$ 485.00	\$ 485.00
0	1	NSO: EVI EOD VAN	Non-scheduled option: Emergency Vehicles Inc EOD Van Conversion, specific line items and CAD on following pages. Non-MSRP option, discounted to 11% over dealer cost (defined as end-product plus estimated floorplan while vehicle is upfit) vs. other van options posted in Options list for Duval Ford [Updated 11/19/2025].	\$ 137,702.00	\$ 137,702.00
0		TOTAL LABOR HOURS			
		Additional Notes			
UNIT COST					\$ 196,436.00
TOTAL QUANTITY		1	TOTAL PURCHASE	\$ 196,436.00	

STANDARD EQUIPMENT PER FORD MOTOR COMPANY ORDER GUIDE 10/1/2025

SE 1	<p>CARGO VAN EXTERIOR Body Side Moldings – Carbon Black Front License Plate Bracket BUMPERS Front Bumper – Carbon Black, Body Colored with Lower Valence Rear Bumper – Carbon Black, without Integral Step. For Chassis Cab and Cutaway variants, rear bumper DELETE is standard. DOORS-REAR 50/50 Hinged Rear Door. 180-degree opening is standard on all low/medium- roof cargo vans and all passenger vans. 253-degree Opening is standard on all high roof cargo vans and OPTIONAL on all low/medium-roof variants and High-Roof Passenger Vans with 148" wheelbase</p>
SE 2	<p>DOORS-SIDE Sliding Passenger-side Door Exterior Lighting – Front Halogen Headlamps with Autolamp (on Gas Variants only) Black High-Intensity Discharge (HID) Headlamps . Standard on E-Transit Headlamp Courtesy Delay Note: The headlamps stay on for a set period of time after the owner turns off the ignition. Roof and Side Marker Lamps (Included on all 10,000lb+ GVW variants) Included on DRW Cargo Van, Passenger Van XL and Passenger Van XLT) EXT LIGHTING-REAR Center High Mount Stop Lamp (CHMSL) Taillamps FUEL Auxiliary Fuel Port. Not available with E-Transit Fuel Tank – Capless Fuel Fill, 25 U.S. gallons (midship)</p>
SE 3	<p>GRILLE Honeycomb Mesh Grille with Carbon Black Surround Three Bar Grille with Dynamic Blue Center Bars and Chrome Surround. Standard on E-Transit. EXTERIOR MIRRORS Short-Arm, Power Adjusting, Manual-Folding TIRES – SINGLE REAR WHEEL (SRW) 235/65R16C 121/119 R BSW all-season TIRES – DUAL REAR WHEEL (DRW) 205/75R16C 113/111 BSW all-season (AWD, 11,000lb GVWR or RWD with Heavy-Duty Front Axle configurations only)</p>
SE 4	<p>TOWING Rear Recovery Tow Hook WHEELS – SRW 16" Silver Steel Wheel with Black Hubcap (Standard Front Axle configurations only) 16" Steel Wheel with Full Size Silver Wheel Cover (E-Transit only) 16" Silver Steel Wheel. Includes Silver Hubcaps with Exposed Lug Nuts (Heavy-Duty Front Axle configurations only) WHEELS – DRW 16" Heavy-Duty Silver Steel Wheel. Includes Silver Hubcaps with Exposed Lug Nuts Note: The center ornament only comes on the front wheels, and not on the rear wheels. Wheels-Spare Tire *Tire Inflator and Sealant Kit in lieu of spare tire Note: Not Available with DRW. Includes 12-Volt PowerPoint in D-Pillar WINDOWS/GLASS No Cargo Area Windows High-Strength Laminated Glass (Sliding Doors only) Front Solar Tinted Glass</p>

DUVAL | *Ford*

FLEET SALES • Since 1916

Item 56 Transit T-350 High Roof Cargo Van RWD W1X Duval Ford Base Vehicle

CNGP530 VEHICLE ORDER CONFIRMATION 08/03/25 09:43:13

==>

Dealer: F24081

2026 TRANSIT NA

Page: 1 of 1

Order No: 0505 Priority: J3 Ord FIN: QE065 Order Type: 5B Price Level: 625

Ord PEP: 101A Cust/Flt Name: FSA

PO Number:

		RETAIL	DLR INV	RETAIL	DLR INV		
W1X	HR CARGO RWD	\$54000	\$51300.00	425	50	STATE EMISS	NC NC
	148" WHEELBASE			51A		SP TIRE/WHL DEL	NC NC
YZ	OXFORD WHITE			59A		CONN PKG 1YR	NC NC
V	VINYL					SP DLR ACCT ADJ	(1080.00)
K	PALAZZO GRAY					SP FLT ACCT CR	(1485.00)
101A	PREF EQUIP PKG					FUEL CHARGE	13.00
	.XL TRIM			B4A		NET INV FLT OPT	NC 7.00
998	3.5L PFDI V6					DEST AND DELIV	2095 2095.00
44U	10-SPEED TRANS					TOTAL BASE AND OPTIONS	56095 50280.00
TC8	.235/65R16C BSW					TOTAL	56095 50280.00
X4L	4.10 LS	NC	NC	*THIS IS NOT AN INVOICE*			
	JOB #1 ORDER						
	FLEET SPCL ADJ	NC	(570.00)				
	FRT LICENSE BKT	NC	NC				
20C	9500# GVWR	NC	NC				

F1=Help

F2=Return to Order

F3/F12=Veh Ord Menu

F4=Submit F5=Add to Library

S099 - PRESS F4 TO SUBMIT

QD04863

WARRANTY: Company warrants the new emergency vehicle against defective workmanship and materials. See attached warranty statements for specific coverage and procedure.

CONTINGENCIES: Company shall have no liability to Buyer for any loss or damage arising directly or indirectly from any delay in delivery due to strikes, inability to obtain materials, fires, accidents, or any other cause beyond the Company's control.

DISCLAIMER OF CONSEQUENTIAL DAMAGES: Company expressly disclaims any liability for consequential or incidental damages which may be sustained by Buyer, including but not limited to those arising from the use, inability to use, maintenance or repair of the emergency vehicle, whether under theories of breach of expressed or implied warranty, negligence, strict liability or otherwise.

CANCELLATION: This contract is subject to cancellation by Buyer only upon payment to Company of reasonable cancellation charges, which shall take into account expenses already incurred and commitments made by Company and Company's anticipated profit. This contract is subject to cancellation by seller if major components, for example chassis, cannot be obtained within 12 months from date of contract. Any monies prepaid by buyer will be refunded.

PREPAYMENT / PROGRESS PAYMENTS: Due to the custom, one of a kind, buyer specific design, and dollar amount of the project the seller may require progress payments.

TARIFF / SURCHARGES: Our proposal is based on the latest available pricing from our vendors. Any substantial tariff and/or surcharge fees added on the vendor invoice for major components will be documented and submitted for payment at time of final invoicing.

LIQUIDATION DAMAGES: Buyer and Seller agree that if the Buyer requests the work on the vehicle to be temporarily halted or suspended, for any reason that damages would be difficult to ascertain. Therefore, the parties agree to liquidated damages of \$100.00 per day to compensate the Company for expenses, damages and administration.

SEVERABILITY: If any part hereof is contrary to, prohibited by, or deemed invalid under applicable state laws or regulations, such provision shall be deemed inapplicable and deemed omitted to the extent so contrary, prohibited or invalid, but the remainder shall not be invalidated and shall be given effect so far as possible.

CHOICE OF LAWS: This proposal shall be construed according to the Laws of the State of Florida. The parties agree that all actions leading up to the formation and execution of this contract occurred with the State of Florida, and that venue for any dispute shall be Palm Beach County, Florida.

PERFORMANCE BOND: When required, the performance bond shall guarantee performance to the attached specifications and shall remain in effect for a period not exceeding one (1) year after the apparatus is completed and accepted by the Buyer.

SHORTAGES: In case of the inability to obtain non-essential component(s) in a timely manner, the Company will complete the unit for your inspection and acceptance. Company will install the shorted component(s) at your facility as soon as they become available. Company will require payment at time of delivery and acceptance, minus a negotiated holdback until all shortages are resolved. Company will issue a clean MSO upon receiving partial payment at time of acceptance.

SUBSTITUTION OF COMPONENT(S): If certain component(s) are not available due to being discontinued or cannot be obtained in a reasonable period of time, the Company will contact you for approval of a substitute or deletion of the component(s) and the related cost.

WORK REQUESTED TO BE DONE LOCALLY: If you require additional work to be completed by a third party, not the Company, after the unit is completed such as; transferring equipment from your old unit onto the new unit, special equipment to be installed, graphics, etc., the Company will require you to inspect and accept the unit at the Company's factory once it completes its portion. Company will arrange for the additional work to be completed by the third party, per your request. Company will require a partial payment, previously negotiated, for the work completed and issue a clean MSO once it's received. The balance will be due upon delivery of the unit to your facility.



Row	Code	Option Description	Fsa Price	Disc / MU	Msrp / Pic
9	SE 4	TOWING Rear Recovery Tow Hook WHEELS – SRW 16" Silver Steel Wheel with Black Hubcap (Standard Front Axle configurations only) 16" Steel Wheel with Full Size Silver Wheel Cover (E-Transit only) 16" Silver Steel Wheel. Includes Silver Hubcaps with Exposed Lug Nuts (Heavy-Duty Front Axle configurations only) WHEELS – DRW 16" Heavy-Duty Silver Steel Wheel. Includes Silver Hubcaps with Exposed Lug Nuts Note: The center ornament only comes on the front wheels, and not on the rear wheels. Wheels-Spare Tire *Tire Inflator and Sealant Kit in lieu of spare tire Note: Not Available with DRW. Includes 12-Volt PowerPoint in D-Pillar WINDOWS/GLASS No Cargo Area Windows High-Strength Laminated Glass (Sliding Doors only) Front Solar Tinted Glass	STD	0%	\$0
10	Code	Optional Configurations	CONTRACT	%	Msrp [®]
11	T350 EL SRW	T350 SRW HIGH roof 148" Wheelbase EXTENDED LENGTH [w3x] , upgrades the W1X 350 van	\$3,600.00	20%	\$4,500
12	T350 EL DRW	Upgrade to [f4x] T350 High Roof DRW HD Extended Length from Base W1X	\$3,120.00	20%	\$3,900
13	T350 EL DRW 11K	Upgrade to [u8x] T350 HD 11k gvwr DRW HD Extended from base [w1x] Requires EcoBoost Engine Option	\$4,895.00	20%	\$6,800
14	W5P138 W1X	W5P Cutaway-350 SRW-138 wb-XL 9500	-\$5,194.00	Credit	-\$2,310
15	W5P156 W1X	W5P Cutaway-350 SRW-156 wb-XL 9500	-\$4,719.00	Credit	-\$1,810
16	W5P178 W1X	W5P Cutaway-350 SRW-178 wb-XL 9500	-\$4,054.00	Credit	-\$1,110
17	F6P138 W1X	F6P Cutaway-350 HD DRW-138 wb-XL 9,950	-\$4,434.00	Credit	-\$1,510
18	F6P156 W1X	F6P Cutaway-350 HD DRW-156 wb-XL 9,950	-\$3,674.00	Credit	-\$710
19	F6P178 W1X	F6P Cutaway-350 HD DRW-178 wb-XL 9,950	-\$2,914.00	Credit	\$90
20	U6P138 W1X	U6P Cutaway-350 HD 138 Dual Rear Wheel 11,000 Requires EcoBoost Gas Engine	-\$2,249.00	Credit	\$790
21	U6P156 W1X	U6P Cutaway-350 HD 156 Dual Rear Wheel 11,000 Requires EcoBoost Gas Engine	-\$1,489.00	Credit	\$1,590
22	U6P178 W1X	U6P Cutaway-350 HD 178 Dual Rear Wheel 11,000 Requires EcoBoost Gas Engine	-\$729.00	Credit	\$2,390
23	W5Z138 W1X	W5Z Chassis-350 SRW-138 wb-XL	-\$4,624.00	Credit	-\$1,710
24	W5Z156 W1X	W5Z Chassis-350 SRW-156 wb-XL	-\$4,149.00	Credit	-\$1,210
25	W5Z.178 W1X	W5Z Transit 350 Chassis 178"	-\$3,579.00	Credit	-\$610
26	F6Z138 W1X	F6Z Chassis-350 HD DRW-138 wb-XL 9,950	-\$3,864.00	Credit	-\$910
27	F6Z156 W1X	F6Z Chassis-350 HD DRW-156 wb-XL 9,950	-\$3,104.00	Credit	-\$110



Row	Code	Option Description	Fsa Price	Disc / MU	Msrp / Pic
28	U6Z138 W1X	U6Z Chassis-350 HD 138 Dual Rear Wheel 11,000 Requires EcoBoost Gas Engine	-\$1,679.00	Credit	\$1,390
29	U6Z156 W1X	U6Z Chassis-350 HD 156 Dual Rear Wheel 11,000 Requires EcoBoost Gas Engine	-\$919.00	Credit	\$2,190
30	U6Z178 W1X	U6Z Chassis-350 HD 178 Dual Rear Wheel 11,000 Requires EcoBoost Gas Engine	-\$159.00	Credit	\$2,990
31	AWD	All wheel drive option.	\$4,905.00	50%	\$9,730
32	Oem Options	ITEM	CONTRACT	% Discount	MSRP
33	998	3.5L PFDi V6. Note: Includes port injection and E-85 Flex-Fuel Capable capability	Standard	1%	Standard
34	99G	3.5L EcoBoost® V6.	\$2,786.00	1%	\$2,800
35	99M	Electric Motor (E-Transit with Enhanced Range) with 89kWH High-Voltage Battery available on Cargo Van (W1Y, W9C, W1X and W3X) and 156"/178" Chassis Cab/Cutaway (W5Z, W5P)	Standard	1%	Standard
36	w1x.BEV	Electric Motor (E-Transit) with 89kWH Standard Range High-Voltage Battery. Only Available on Cargo Van (Included with Item 111 W1Y)	\$4,154.00	1%	\$4,175
37	w5p.BEV	Electric Motor (E-Transit) with 89kWH Standard Range High-Voltage Battery. Only Available on Cargo Van (Included with Item 111 W1Y)	\$6,511.00	1%	\$6,544
38	w5z.BEV	Electric Motor (E-Transit) with 89kWH Standard Range High-Voltage Battery. Only Available on Cargo Van (Included with Item 111 W1Y)	\$6,442.00	1%	\$6,474
39	w3x.BEV	Electric Motor (E-Transit) with 68kWH Standard Range High-Voltage Battery. Only Available on Cargo Van (Included with Item 111 W1Y)	\$7,497.00	1%	\$7,535
40	18A	Roof Marker Lamp Delete. Standard on SRW Cargo Van and Passenger Van XL/XLT Note: Vehicle shipped with temporary tape over five (5) holes. Upfitter is responsible to seal holes on Cutaway only	No Charge	1%	No Charge
41	53G	Front Bumper – Body Colored. Includes Front Fog Lamps (55D). Cargo Van and Passenger Van XL requires Side Sensing System (94A). Note: Body colored front bumpers are offered in every exterior color. The front bumper will match the exterior color.	\$249.00	1%	\$250
42	91C	Black High-Intensity Discharge (HID) Headlamps. Standard on E-Transit. Not available on Chassis Cab and Cutaway with 3.5L PFDi V6 (998) engine. Note: HID headlamps emit a brighter, more natural light than halogen headlamps, which can help improve visibility. HID headlamps also include LED signature surround	\$453.00	1%	\$455
43	91B	Wiper Activated Headlamps	\$254.00	1%	\$255
44	55D	Front Fog Lamps (included in Ford Co-Pilot 360® Assist + or 2.0 packages) Note: Auxiliary lamps that are generally integrated into the front fascia and designed to help illuminate the roadway during poor visibility	\$30.00	1%	\$30
45	655	Extended Range Fuel Tank – Capless Fuel Fill, 31 U.S. gallons (midship). Not available on E-Transit, Regular Length configurations and Passenger Van XL/XLT (X9X) with the combination of the 15-Passenger Seating (96P) and the 3.5L EcoBoost® V6 (99G) engine.	\$284.00	1%	\$285
46	63F	Auxiliary Fuel Port Extension Line. Optional on Cargo Van Long and Extended Length and includes Extended Range Fuel Tank (655). Note: Allows for access to the Auxiliary Fuel Port without removing fuel tank	\$383.00	1%	\$385



Row	Code	Option Description	Fsa Price	Disc / MU	Msrp / Pic
47	98A	Mobile Power Cord and Fast Charging Adapter (NACS) Bundle (120V/240V). Available only on E- Transit. Note: Switchable cord end to allow customer charge functionality with 120V (NEMA 5-15) up to 15 Amps or 240V (NEMA 14-50) up to 32 Amps Note: Adapter to access DC fast charging stations using the North American Charging Standard (NACS)	\$597.00	1%	\$600
48	68B	Remote Start, na with e transit	\$493.00	1%	\$495
49	65c	Dual Onboard battery charger for Etransit	\$1,493.00	1%	\$1,500
50	59D	Ford Connectivity Package (One-time Purchase – 7 Years)* Ford Connectivity Package includes (features may vary by make and model): •Unlimited Wi-Fi® Hotspot •Connected Navigation •Audio and Video Streaming •Voice Assistant •Entertainment Note*: Select option for a one-time purchase of Ford Connectivity Package. Ford Connectivity Package will be active for 7 years on this vehicle (non-transferrable to another VIN) from warranty start date. Requires activation via Ford app. Not available for fleet orders. Evolving technology/cellular networks/vehicle capability may limit functionality and prevent operation of connected features. Ford may temporarily slow data speeds if such data usage reaches or exceeds 50GB within a billing cycle or due to network limitations. If a customer uses more than 50% of their data usage in a roaming country during a 60-day period, Ford may remove or limit the customer’s data plan.	\$741.00	1%	\$745
51	43H	Close Assist Feature on side sliding door. This feature is available on medium/high roof cargo and passenger vans (not available on low roof variants). Standard on medium/high roof E-Transit. Intelligent Access with push-button start (85L) included.	\$249.00	1%	\$250
52	18P	253-Degree Rear Door Opening. Standard on LWB/LWB-EL high roof Cargo Vans. Optional on 148” Wheelbase low/medium roof and high roof Passenger Van variants. Included in Parcel Delivery Package (47G) Note: N/A on regular Length Van (130”WB)	\$95.00	1%	\$95
53	60F	Large Grab Handles Kit (2 D-pillars). Regular and Long and Extended Length only. Includes high visibility, textured yellow coating Not available with D-pillargrab handle (66C). Refer to the Legend® Interior Options page for more details	\$174.00	1%	\$175
54	61m	Ford Co-Pilot360® Assist 2.0: for Cargo and Passenger Van: Refer to the Packaged Options section for more details. O O S —	\$1,095.00	1%	\$1,100
55	61L	Ford Co-Pilot360® Assist+ for Chassis Cab/Cutaway: Refer to the Packaged Options section for more details. — — — O	\$871.00	1%	\$875
56	96E HR	Wall Liner Kit EL (includes 6mm thick walls, roof, doors, motion lighting, additional NVH insulation, wheel well covers). Available in Regular, Long Length and Extended Length. Requires Bulkhead (47T or 47U). Not compatible with glass options 17A/B/F.	\$2,448.00	1%	\$2,460
57	96E HR BEV	Wall Liner Kit EL (includes 6mm thick walls, roof, doors, motion lighting, additional NVH insulation, wheel well covers). Available in Regular, Long Length and Extended Length. Requires Bulkhead (47T or 47U). Not compatible with glass options 17A/B/F.	\$2,448.00	1%	\$2,460



Row	Code	Option Description	Fsa Price	Disc / MU	Msrp / Pic
58	534	<p>Complete Trailer Towing Package: Not available with E-Transit." Includes: ●HEAVY-DUTY TRAILER TOW PACKAGE – (53B): ● Trailer Brake Controller (67D) ● Trailer Tow Hardware Pack with 2" Ball ● Tow/Haul Mode with Trailer Wiring Provisions ● 4/7 Pin Connector Assembly and Rear Jumper ● Relay system for backup/B+/running lights ● Frame mounted hitch receiver Included with: ● RV Prep Package (47D)</p>	\$1,333.00	1%	\$1,340
59	53D	<p>Tow/Haul Mode with Trailer Wiring Provisions: ● Cargo Van, Passenger Van XL, Passenger Van XLT, Cutaway and Chassis Cab Not available with: ● E-Transit Includes: ● Trailer Wiring Harness to rear of vehicle for upfit ● Trailer Sway Control (TSC) ● 4/7 Pin Connector Assembly and Rear Jumper ● Tow/Haul Mode Included with: ● Motorhome Prep Package (47M) NOTE 1: This package does not include a Trailer Brake Controller (67D). Additionally, if customer wants a trailer brake controller after initial purchase, it will have to be an aftermarket trailer brake controller and aftermarket wiring harness. NOTE 2: This package does not include the frame mounted hitch receiver.</p>	\$294.00	1%	\$295
60	541 CC	Power Adjusting, Manual-Folding, Non-turn signal. Non-heated mirror. Not available with Ford Co-Pilot360® Assist+ and Ford Co-Pilot360® Assist 2.0 (61L/61M) [CC,CA]	\$289.00	1%	\$290
61	543 CC	Power Adjusting, Manual-Folding. Not available with Ford Co-Pilot360® Assist+ and Ford Co- Pilot360® Assist 2.0 (61L/61M) [CC,CA]	\$294.00	1%	\$295
62	544 CC	Power Adjusting, Manual-Folding Heated with Turn Signals. Includes BLIS and therefore requires Ford Co-Pilot360® Assist + and Ford Co-Pilot360® Assist 2.0 (61L/61M) [CC, CA]	\$398.00	1%	\$400
63	541	Power Adjusting, Manual-Folding, Non-turn signal. Non-heated mirror. Not available with Ford Co-Pilot360® Assist+ and Ford Co-Pilot360® Assist 2.0 (61L/61M) [CARGO]	STD	1%	\$290
64	543	Power Adjusting, Manual-Folding. Not available with Ford Co-Pilot360® Assist+ and Ford Co- Pilot360® Assist 2.0 (61L/61M) \$65 with Cargo variants	\$65.00	1%	\$65
65	544	Power Adjusting, Manual-Folding Heated with Turn Signals. Includes BLIS and therefore requires Ford Co-Pilot360® Assist + and Ford Co-Pilot360® Assist 2.0 (61L/61M) \$220 with Cargo Variants	\$219.00	1%	\$220
66	68H	Running Board. Note: Running board covers the B-C Pillar Passenger-side.	\$308.00	1%	\$310
67	68J	Extended Length Passenger Running Board Note: Not Available with E-Transit. Running board covers the A-B Pillar Driver side and A-C Pillar Passenger side	\$652.00	1%	\$655



Row	Code	Option Description	Fsa Price	Disc / MU	Msrp / Pic
68	67D	Trailer Brake Controller (TBC). Note: This option must be added at time of ordering. Neither a Ford or aftermarket trailer brake controller can be added later (after vehicle is built). Requires Heavy-Duty Trailer Tow Package (53B) or Tow/Haul Mode with Trailer Wiring Provisions (53D). Not available with E-Transit.	\$403.00	1%	\$405
69	53B	HEAVY-DUTY TRAILER TOW PACKAGE – (53B) Availability: ● Cargo Van, Passenger Van XL and Passenger Van XLT Not available with: ● Rear Tow Hook ● E-Transit Includes: ● Tow/Haul Mode with Trailer Wiring Provisions ● 4/7 Pin Connector Assembly and Rear Jumper ● Relay system for backup/B+/running lights ● Frame mounted hitch receiver Included with: ● RV Prep Package (47D) NOTE: This package does not include a Trailer Brake Controller (67D). Additionally, this option must be added at time of ordering. Neither a Ford or aftermarket trailer brake controller can be added later (after vehicle is built).	\$483.00	1%	\$485
70	64H	16" Steel Wheel with Full Silver Wheel Cover (Standard Front Axle configurations only and standard with E-Transit). Included with Exterior Upgrade Package – SRW (Standard Front Axle configurations only) (18D).	\$35.00	1%	\$35
71	647	16" Silver Aluminum Alloy Wheel (Standard Front Axle configurations only). Available with Exterior Upgrade Package – SRW (Standard Front Axle configurations only) (18D).	\$393.00	1%	\$395
72	644	16" Aluminum Alloy Wheel with Black Accents (Standard Front Axle configurations only). Available with Exterior Upgrade Package – SRW (Standard Front Axle configurations only) (18D).	\$522.00	1%	\$525
73	64K	16" Sparkle Silver Alloy Wheel (Heavy-Duty Front Axle configurations only). Available with Exterior Upgrade Package – SRW (Heavy-Duty Front Axle configurations only) (18D).	\$1,045.00	1%	\$1,050
74	64G	16" Matte Black Alloy Wheel (Heavy-Duty Front Axle configurations only). Available with Exterior Upgrade Package – SRW (Heavy-Duty Front Axle configurations only) (18D).	\$1,045.00	1%	\$1,050
75	76G	16" Heavy-Duty Forged Aluminum Wheel (Heavy-Duty Front Axle configurations only). Available with Exterior Upgrade Package – DRW (Heavy-Duty Front Axle configurations only) (18L).	\$935.00	1%	\$940
76	51D	Spare Tire and Wheel Note: Includes 3 ton jack, tool kit and full-size matching tire NOTE: Removes Tire Inflator and Sealant Kit	\$299.00	1%	\$300
77	51A	Spare Tire and Wheel Delete.	STD	1%	NA
78	17A	Fixed Rear Cargo Door Glass. Includes Rear- window Defroster. NOTE: For Mid/High roof cargo variants, (92E) Privacy Glass is included with (17A) Rear Glass. Solar tinted glass (non-privacy) remains standard on Low Roof Variants. Incl on [CC]	\$249.00	1%	\$250
79	17B	Fixed Rear Cargo Door Glass and Fixed 2nd row Passenger-side Glass. Includes Rear-window Defroster. NOTE: For Mid/High roof cargo variants, (92E) Privacy Glass is included with (17B) Rear Glass. Solar tinted glass (non-privacy) remains standard on Low Roof Variants.	\$647.00	1%	\$650

quote requests to DM_QUOTES@DUVALMOTOR.COM



Row	Code	Option Description	Fsa Price	Disc / MU	Msrp / Pic
80	17B BEV	Fixed Rear Cargo Door Glass and Fixed 2nd row Passenger-side Glass. Includes Rear-window Defroster. NOTE: For Mid/High roof cargo variants, (92E) Privacy Glass is included with (17B) Rear Glass. Solar tinted glass (non-privacy) remains standard on Low Roof Variants.	\$602.00	1%	\$605
81	17F	Windows-All-Around, Fixed. Includes Rear-window Defroster. NOTE: For Mid/High roof cargo and Passenger Van variants, (92E) Privacy Glass is included with (17F) Rear Glass. Solar tinted glass (non-privacy) remains standard on Low Roof Variants. O S S —	\$1,119.00	1%	\$1,125
82	17F BEV	Windows-All-Around, Fixed. Includes Rear-window Defroster. NOTE: For Mid/High roof cargo and Passenger Van variants, (92E) Privacy Glass is included with (17F) Rear Glass. Solar tinted glass (non-privacy) remains standard on Low Roof Variants. O S S —	\$1,040.00	1%	\$1,045
83	92A	High Strength Laminated Glass. Optional on both Medium/High Roof Cargo Van. Not available on Low Roof. Available with Windows-All-Around, Fixed (17F) only Note: High strength laminated glass applies to 2nd- 4th row windows. This option provides a pathway to FMVSS 226 compliance. O — — —	\$1,129.00	1%	\$1,135
84	92A BEV	High Strength Laminated Glass. Optional on b Electric Medium/High Roof Cargo Van. Not available on Low Roof. Available with Windows-All-Around, Fixed (17F) only Note: High strength laminated glass applies to 2nd- 4th row windows. This option provides a pathway to FMVSS 226 compliance. O — — —	\$1,985.00	1%	\$1,995
85	92E 17A	Privacy Glass. Includes Rear-window Defroster. Included when 17A/B/F (includes Rear Door Glass) is selected on all Medium and High Roof variants; Optional on Low Roof variants. REQ. 17A	\$124.00	1%	\$125
86	92E 17B	Privacy Glass. Includes Rear-window Defroster. Included when 17A/B/F (includes Rear Door Glass) is selected on all Medium and High Roof variants; Optional on Low Roof variants. REQ. 17B	\$224.00	1%	\$225
87	92E 17F	Privacy Glass. Includes Rear-window Defroster. Included when 17A/B/F (includes Rear Door Glass) is selected on all Medium and High Roof variants; Optional on Low Roof variants. REQ. 17F	\$498.00	1%	\$500
88	92E 17A BEV	Privacy Glass. Includes Rear-window Defroster. Included when 17A/B/F (includes Rear Door Glass) is selected on all Medium and High Roof variants; Optional on Low Roof variants. REQ. 17A	\$114.00	1%	\$115
89	92E 17B BEV	Privacy Glass. Includes Rear-window Defroster. Included when 17A/B/F (includes Rear Door Glass) is selected on all Medium and High Roof variants; Optional on Low Roof variants. REQ. 17B	\$209.00	1%	\$210
90	92E 17F BEV	Privacy Glass. Includes Rear-window Defroster. Included when 17A/B/F (includes Rear Door Glass) is selected on all Medium and High Roof variants; Optional on Low Roof variants. REQ. 17F	\$463.00	1%	\$465
91	41B	B-Pillar Assist Handle (Passenger-side) Note: Handle is standard on Low Roof Cargo Van S/O S S —	\$25.00	1%	\$25
92	66C	D-Pillar Assist Handles Note: Located on the Driver and Passenger-side. Due to space requirements, the Driver-side handle is deleted if Front/Rear Aux A/C and Heater (Driver controlled) (57G) is also ordered. Note: Not Available with Optional Shelving Packages O — — —	\$55.00	1%	\$60
93	90B	Rearview Mirror for CA, CC Included with rear glass window configurations (17A, 17B, and 17F).	\$49.00	2%	\$50
94	90C	Digital Rearview Mirror. Placed in the traditional rearview mirror mount location, this always on, auto-dimming enhanced mirror provides full digital rearview images when obstructions such as a bulkhead, cargo or no rear windows are present. Returns to mirror mode when the camera is turned off. Not available with Low Roof. Note: This is not a reverse back-up camera. O O O —	\$746.00	1%	\$750



Row	Code	Option Description	Fsa Price	Disc / MU	Msrp / Pic
95	90C BEV	Digital Rearview Mirror. Placed in the traditional rearview mirror mount location, this always on, auto-dimming enhanced mirror provides full digital rearview images when obstructions such as a bulkhead, cargo or no rear windows are present. Returns to mirror mode when the camera is turned off. Not available with Low Roof. Note: This is not a reverse back-up camera. O O O —	\$592.00	1%	\$595
96	15F	Full Rear Compartment Lighting. Includes cargo area LED lights at C-pillar, D-pillar and mid-ship (EL-WB only). Rear Compartment LED Switch is only included on Cargo Van. O S S —	\$75.00	1%	\$75
97	17P	Cargo Tie-Down Hooks (Cargo Van: 6 tie-down hooks) O — — —	\$25.00	1%	\$25
98	66D	Front Overhead Shelf. Not available on Low Roof Cargo Passenger Van. O O O O	\$75.00	1%	\$75
99	47T H	Bulkhead – Lockable Door with Window. Optional only on Medium Roof and High Roof. Includes B- Pillar Assist Handle (41B). Note: The bulkhead is located behind the driver and passenger seats in the Cargo Van, and separates them from the cargo area. Recommended for E-Transit. See Partition Options page for more details. O — — —	\$1,910.00	1%	\$1,920
100	47T BEV H	Bulkhead – Lockable Door with Window. Optional only on Medium Roof and High Roof. Includes B- Pillar Assist Handle (41B). Note: The bulkhead is located behind the driver and passenger seats in the Cargo Van, and separates them from the cargo area. Recommended for E-Transit. See Partition Options page for more details. O — — —	\$1,736.00	1%	\$1,745
101	67E	Large Center Console. Included with Upfitter Package (67C) and Trailer Brake Controller (67D). Not available with E-Transit. Note: Includes an integrated shifter, a dual cup holder and an additional storage area	\$194.00	1%	\$195
102	16C	Vinyl, Front only. Included with the Builders Prep Package (47E) for Passenger Van XL. Note: Wheel Well Liners and Scuff Plates Kit are not included. S I — S	Standard	1%	Standard
103	16E	Vinyl, Front and Rear. Included in Load Area Protection Package (96D). Not available with Front/Rear Aux A/C and Heater (Driver controlled) (57G) on Cargo Van, Heavy-Duty Cargo Flooring (60B) or Heavy-Duty Scuff Plate Kit (85B). Note: Wheel Well Liners are included as part of the rear vinyl floor covering. O/I S O —	\$284.00	1%	\$285
104	16E BEV	Vinyl, Front and Rear. Included in Load Area Protection Package (96D). Not available with Front/Rear Aux A/C and Heater (Driver controlled) (57G) on Cargo Van, Heavy-Duty Cargo Flooring (60B) or Heavy-Duty Scuff Plate Kit (85B). Note: Wheel Well Liners are included as part of the rear vinyl floor covering. O/I S O —	\$229.00	1%	\$230
105	16G	Front Carpet	\$35.00	1%	\$35
106	60B 148	Heavy-Duty Load Floor and Scuff Plate Protection Pacakge. Includes ½ inch thick composite polyethylene anti-slip surface and Heavy-Duty Scuff Plate Kit (85B). Not available with Vinyl, Front and Rear (16E) – Cargo Van only or Front/Rear Aux A/C and Heater (Driver controlled) (57G). Refer to the Legend® Interior Options page for more details. O — — —	\$1,124.00	1%	\$1,130
107	60B EL	Heavy-Duty Load Floor and Scuff Plate Protection Pacakge. Includes ½ inch thick composite polyethylene anti-slip surface and Heavy-Duty Scuff Plate Kit (85B). Not available with Vinyl, Front and Rear (16E) – Cargo Van only or Front/Rear Aux A/C and Heater (Driver controlled) (57G). Refer to the Legend® Interior Options page for more details. O — — —	\$1,224.00	1%	\$1,230
108	60B BEV 148	Heavy-Duty Load Floor and Scuff Plate Protection Pacakge. Includes ½ inch thick composite polyethylene anti-slip surface and Heavy-Duty Scuff Plate Kit (85B). Not available with Vinyl, Front and Rear (16E) – Cargo Van only or Front/Rear Aux A/C and Heater (Driver controlled) (57G). Refer to the Legend® Interior Options page for more details. O — — —	\$1,095.00	1%	\$1,100



Row	Code	Option Description	Fsa Price	Disc / MU	Msrp / Pic
109	60B BEV EL	Heavy-Duty Load Floor and Scuff Plate Protection Pacakge. Includes ½ inch thick composite polyethylene anti-slip surface and Heavy-Duty Scuff Plate Kit (85B). Not available with Vinyl, Front and Rear (16E) – Cargo Van only or Front/Rear Aux A/C and Heater (Driver controlled) (57G). Refer to the Legend® Interior Options page for more details. O – – –	\$1,194.00	1%	\$1,200
110	21C	Dark Palazzo Gray Cloth, 2-way manual Driver and 2-way manual Passenger seats. Cargo Van and Chassis Cab are only available with 11,000lb GVWR configurations Not available with E-Transit. Note: Reference Seat Matrix on page 20 for compliance details and restrictions O – – O	\$114.00	1%	\$115
111	21G	Dark Palazzo Gray Vinyl, 2-way manual Driver and 2-way manual Passenger seats with Driver seat armrest only. S O – S	No Charge	0%	No Charge
112	21J	Passenger Seat Delete Dark Palazzo Gray Vinyl, 2- way manual Driver seat. Cargo Van is only available with 11,000lb GVWR configurations Includes Auxiliary Fuse Panel (87E). Note: Reference Seat Matrix on page 20 for compliance details and restrictions O – – O	No Charge	0%	No Charge
113	21K	Passenger Seat Delete Dark Palazzo Gray Cloth, 2- way manual Driver seat. Note: Reference Seat Matrix on page 20 for compliance details and restrictions Note: Not available with Black HID Headlamps O – – O	No Charge	0%	No Charge
114	21L	Dark Palazzo Gray Cloth, 2-way manual Driver and 2-way manual Passenger seats. O S – O	\$114.00	1%	\$115
115	21P	Dark Palazzo Gray Vinyl, 2-way manual Driver and 2-way manual Passenger seats with Driver and Passenger seat armrests. O O – O	\$45.00	1%	\$45
116	21Q	Dark Palazzo Gray Cloth, 10-way power heated Driver and 10-way power heated Passenger seats. Not available with E-Transit. O – O O	\$985.00	1%	\$990
117	21T	Dark Palazzo Gray Cloth, 4-way manual swivel Driver and 4-way manual swivel Passenger seats. Includes Dual AGM Batteries (63E). Not available on E-Transit, or with 9,950lb DRW GVWR configurations. O – – O	\$1,378.00	1%	\$1,385
118	87E	Auxiliary Fuse Panel with High Spec Interface Connector. Includes Dual AGM Batteries (63E) and Modified Vehicle Wiring System (53K) Included with Seat Pack 34 (21J). *Note: Requires Rear Seat Delete (96K) on 301A & 302A	\$383.00	1%	\$385
119	87E BEV	Auxiliary Fuse Panel	\$358.00	1%	\$360
120	63C	Dual Alternator (250 amps each). Includes Auxiliary Fuse Panel with High Spec Interface Connector (87E). Included with Ambulance Prep Packages (47B and 47F). Includes Power Outlet – 110V/400W (90D) on Cargo Van, Cutaway and Chassis Cabs without Push Down Manual Parking Brake (90G) or 11,000lb GVWR. Not available with the 3.5L PFDi V6 (998) engine, Passenger Seat Delete (21J / 21K / 211), or E-Transit. O/I – – O/I	\$1,020.00	1%	\$1,025
121	52C	Keyless Entry Keypad O O O –	\$124.00	1%	\$125
122	53K	Modified Vehicle Wiring System. Included with Builders Package (47E), Ambulance Prep Package – Cargo Van (47B), RV Prep Package (47D) and Auxiliary Fuse Panel with High Spec Interface Connector (87E). Requires Dual AGM Batteries (63E) on Cargo Van and Passenger Van. O/I O/I O/I Std BEV cc	\$75.00	1%	\$75
123	90G	Manual Parking Brake Lever. Standard with 11,000lb GVWR configurations and optional on Cargo Van and Cutaway DRW, except 11,000lb GVWR. Not available with Power Outlet – 110V/400W (90D). Note: The conventional manual parking brake lever feature allows the driver to push the hand lever to the fully down position, while the parking brake remains engaged. This is particularly useful in situations where additional clearance to pass over the parking brake lever is necessary, such as a swivel seat. S/O – – S/O	\$194.00	1%	\$195

quote requests to DM_QUOTES@DUVALMOTOR.COM



Row	Code	Option Description	Fsa Price	Disc / MU	Msrp / Pic
124	57G	Front/Rear Aux A/C and Heater (Driver controlled). Not available with E-Transit, and Passenger Seat Delete (21J, 21K), Cargo Van with Vinyl, Front and Rear (16E) or Load Area Protection Package (96D). Requires Full-Size Spare Tire (51D). Note: Heat is distributed from rear of front- passenger seat. A/C is distributed from the rear of van. O S S —	\$856.00	1%	\$860
125	58E	Engine Idle Shutdown 5 Minute Timer F F F F F	\$199.00	1%	\$200
126	91L	6 speakers (4 front/2 rear). Not available with RV Prep Package (47D). Note: Rear speakers shipped in dunnage box for Cutaway only. O — — O	\$40.00	1%	\$40
127	41E	Heavy-Duty Front Axle. Not available with E- Transit. Note: Up to 4,630 lb FGAWR. Refer to the Axle Availability charts beginning on page for complete option details.	\$313.00	1%	\$315
128	63E	Dual AGM Batteries. (70 amp-hr each). Included with Power Outlet – 110V/400W (90D), Auxiliary Fuse Panel with High Spec Interface Connector (87E), and the combination of X9C or X9Y and 15- Passenger Seating	\$2,284.00	1%	\$2,295
129	41H	Engine Block Heater (400W Rating). Not available with E-Transit. Note: Recommended when minimum temperature is 10°F or below. O O O O	\$75.00	1%	\$75
130	90D	Power Outlet – 110V/400W. Includes Dual AGM Batteries (63E). Included with Dual Alternator (63C) on vehicles without Push Down Manual Parking Brake (90G), or 11,000lb GVWR. Not available with E-Transit, Passenger Seat Delete (21J, 21K and 211), Front/Rear Aux A/C, Heater (Driver controlled) (57G), 11,000lb GVWR configurations or Push Down Manual Parking Brake (90G). Requires Full-Size Spare Tire (51D). Note: High-power outlets deliver up to 400 watts of power, allowing drivers to easily charge smaller corded tools, battery chargers or mobile devices on-site. O — — O	\$473.00	1%	\$475
131	90E	Pro Power Onboard™ – 120V/2.4kW.Includes 12V Powerpoint on Cargo Van configurations. For Cutaway and Chassis Cab configurations, an auxiliary outlet and harness will be supplied in vehicle dunnage. Placement, connection and configuration (requires FDRS tool) of the aux outlet is the responsibility of the final stage manufacturer . Only available on E-Transit. Note: Pro Power Onboard™ allows the vehicle to be used as a power source for tools to be plugged in to. O *E-Transit Only — — O *E-Transit Only O *E-Transit Only	\$1,259.00	1%	\$1,265
132	67C	Upfitter Package. Includes High Capacity Upfitter Switches, Large Center Console (67E) and Auxiliary Fuse Panel with High Spec Interface Connector (87E). Not available with E-Transit O O O O	\$607.00	1%	\$610
133	55A	Vehicle Integration System 2.0. Note: This technology is recommended for any application that will utilize upfit aftermarket equipment. Upfitter FIN code required to program the module. Available with both gas and electric variants. Note: Not Available on Cargo Van with Ford Co- Pilot360 Assist 2.0.(61M) O O — S	\$254.00	1%	\$255
134	55A BEV	Vehicle Integration System 2.0. Note: This technology is recommended for any application that will utilize upfit aftermarket equipment. Upfitter FIN code required to program the module. Available with both gas and electric variants. Note: Not Available on Cargo Van with Ford Co- Pilot360 Assist 2.0.(61M) O O — S	\$224.00	1%	\$225
135	86F	Keys: 2 additional (4 total) with key fobs.	\$75.00	1%	\$75
136	86F BEV	Keys: 2 additional (4 total) with key fobs.	\$70.00	1%	\$70



Row	Code	Option Description	Fsa Price	Disc / MU	Msrp / Pic
137	18D	<p>EXTERIOR UPGRADE PACKAGE – SRW (18D)</p> <p>Availability:</p> <ul style="list-style-type: none"> ● Cargo Van, Passenger Van XLT (Standard), Cutaway and Chassis Cab <p>Not available with:</p> <ul style="list-style-type: none"> ● Passenger Van XL ● E-Transit <p>Includes:</p> <ul style="list-style-type: none"> ● Black Trimmed Halogen Lamps ● Wiper Activated Headlamps (91B) ● Front Fog Lamps ● Honeycomb Mesh Grille with Chrome Surround ● 16" Steel Wheel with Full Silver Wheel Cover (Standard Front Axle configurations only) (64H) or 16" Silver Steel Wheel with Exposed Lug Nuts (Heavy-Duty Front Axle configurations only) <p>Upgradeable Features/Options (additional charges may apply):</p> <ul style="list-style-type: none"> ● 16" Silver Aluminum Alloy Wheel (Standard Front Axle configurations only) (647) ● 16" Black Aluminum Alloy Wheel (Standard Front Axle configurations only) (644) ● 16" Matte Black Alloy Wheel (Heavy-Duty Front Axle configurations only) (64G) ● 16" Sparkle Silver Alloy Wheel (Heavy-Duty Front Axle configurations only) (64K) ● Chrome-HID Headlamps (91A) – except when Cutaway or Chassis Cab with 3.5L PFDi V6 (998) 	\$532.00	1%	\$535
138	18L	<p>EXTERIOR UPGRADE PACKAGE – DRW (18L)</p> <p>Availability:</p> <ul style="list-style-type: none"> ● Cargo Van, Passenger Van XLT (Standard), Cutaway and Chassis Cab <p>Not available with:</p> <ul style="list-style-type: none"> ● Passenger Van XL <p>Includes:</p> <ul style="list-style-type: none"> ● Black Trimmed HID Headlamps (91C) ● Wiper Activated Headlamps (91B) ● Front Fog Lamps ● Honeycomb Mesh Grille with Chrome Surround ● 16" Heavy-Duty Silver Steel Wheel with Exposed Lug Nuts <p>Upgradeable Features/Options (additional charges may apply):</p> <ul style="list-style-type: none"> ● 16" Heavy-Duty Forged Aluminum Wheel (Heavy-Duty Front Axle configurations only) (76G) 	\$448.00	1%	\$450
139	62C	<p>Auxiliary Heater / AC Prep Package without Rear Controls. Available with Builders Prep Package (47E). Not available with Front/Rear Aux A/C and Heater (Driver controlled) (57G) or with E-Transit. Note: Package includes stub lines for delivery of coolant/refrigerant for easy addition of an aftermarket rear heater and A/C system. Requires aftermarket upfit of a climate control system. O P P O/I</p>	\$100.00	1%	\$100



Row	Code	Option Description	Fsa Price	Disc / MU	Msrp / Pic
140	96D	<p>LOAD AREA PROTECTION PACKAGE-- (96D) Availability: ● Cargo Vans Not available with: ● Windows-All-Around, Fixed (17F) ● Heavy-Duty Scuff Plate Kit (85B), unless ordered with Heavy-Duty Cargo Flooring (60B) ● 11,000lb GVWR Cofigurations Includes: ● Full-Height 4mm thick Polypropylene Cargo Area Panels ● Vinyl, Front and Rear (16E) (includes Wheel Well Liners) Upgradeable Features/Options (for additional charge): ● Heavy-Duty Cargo Flooring (60B)</p>	DELETE	1%	\$575
141	85B	<p>Heavy-Duty Scuff Plate Kit. Not available with the Vinyl, Front and Rear Floor Covering (16E), Load Area Protection Package (96D) unless ordered with Heavy-Duty Cargo Flooring (60B). Note: Heavy-duty scuff plate kit is made of durable 14 gauge steel heavy-duty scuffs for rear cargo doors and Sliding Passenger-side Door. Refer to the Legend® Interior Options page for more details. O/I - - -</p>	\$348.00	1%	\$350
142	96D 130	<p>LOAD AREA PROTECTION PACKAGE-- (96D) Availability: ● Cargo Vans Not available with: ● Windows-All-Around, Fixed (17F) ● Heavy-Duty Scuff Plate Kit (85B), unless ordered with Heavy-Duty Cargo Flooring (60B) ● 11,000lb GVWR Cofigurations Includes: ● Full-Height 4mm thick Polypropylene Cargo Area Panels ● Vinyl, Front and Rear (16E) (includes Wheel Well Liners) Upgradeable Features/Options (for additional charge): ● Heavy-Duty Cargo Flooring (60B)</p>	\$393.00	1%	\$395
143	96D 148	<p>LOAD AREA PROTECTION PACKAGE-- (96D) Availability: ● Cargo Vans Not available with: ● Windows-All-Around, Fixed (17F) ● Heavy-Duty Scuff Plate Kit (85B), unless ordered with Heavy-Duty Cargo Flooring (60B) ● 11,000lb GVWR Cofigurations Includes: ● Full-Height 4mm thick Polypropylene Cargo Area Panels ● Vinyl, Front and Rear (16E) (includes Wheel Well Liners) Upgradeable Features/Options (for additional charge): ● Heavy-Duty Cargo Flooring (60B)</p>	\$483.00	1%	\$485





Row	Code	Option Description	Fsa Price	Disc / MU	Msrp / Pic
144	96D EL	LOAD AREA PROTECTION PACKAGE-- (96D) Availability: <ul style="list-style-type: none"> ● Cargo Vans Not available with: <ul style="list-style-type: none"> ● Windows-All-Around, Fixed (17F) ● Heavy-Duty Scuff Plate Kit (85B), unless ordered with Heavy-Duty Cargo Flooring (60B) ● 11,000lb GVWR Cofigurations Includes: <ul style="list-style-type: none"> ● Full-Height 4mm thick Polypropylene Cargo Area Panels ● Vinyl, Front and Rear (16E) (includes Wheel Well Liners) Upgradeable Features/Options (for additional charge): <ul style="list-style-type: none"> ● Heavy-Duty Cargo Flooring (60B) 	\$572.00	1%	\$575
145	96D BEV 148	LOAD AREA PROTECTION PACKAGE-- (96D) Availability: <ul style="list-style-type: none"> ● Cargo Vans Not available with: <ul style="list-style-type: none"> ● Windows-All-Around, Fixed (17F) ● Heavy-Duty Scuff Plate Kit (85B), unless ordered with Heavy-Duty Cargo Flooring (60B) ● 11,000lb GVWR Cofigurations Includes: <ul style="list-style-type: none"> ● Full-Height 4mm thick Polypropylene Cargo Area Panels ● Vinyl, Front and Rear (16E) (includes Wheel Well Liners) Upgradeable Features/Options (for additional charge): <ul style="list-style-type: none"> ● Heavy-Duty Cargo Flooring (60B) 	\$448.00	1%	\$450
146	96D BEV EL	LOAD AREA PROTECTION PACKAGE-- (96D) Availability: <ul style="list-style-type: none"> ● Cargo Vans Not available with: <ul style="list-style-type: none"> ● Windows-All-Around, Fixed (17F) ● Heavy-Duty Scuff Plate Kit (85B), unless ordered with Heavy-Duty Cargo Flooring (60B) ● 11,000lb GVWR Cofigurations Includes: <ul style="list-style-type: none"> ● Full-Height 4mm thick Polypropylene Cargo Area Panels ● Vinyl, Front and Rear (16E) (includes Wheel Well Liners) Upgradeable Features/Options (for additional charge): <ul style="list-style-type: none"> ● Heavy-Duty Cargo Flooring (60B) 	\$532.00	1%	\$535









Row	Code	Option Description	Fsa Price	Disc / MU	Msrp / Pic
147	47G	<p>PARCEL DELIVERY PACKAGE – (47G)</p> <p>Availability:</p> <ul style="list-style-type: none"> ● Cargo Van – 3.5L PFDi V6 (998) (Medium/High Roof SRW and DRW Configuration F4X) – E-Transit (Long and Extended Lengths only) ● Cutaway – 3.5L PFDi V6 (998) (SRW configurations and DRW configuration F6P) – E-Transit Cutaway <p>Includes:</p> <ul style="list-style-type: none"> ● Full Rear Compartment Lighting (15F) – Cargo Van only ● Close Assist feature (43H) – Cargo Van only ● Ebony Cloth 2-way manual Driver and 2-way manual Passenger seats without armrests (219) ● Delivery Assist Package – When in park, automatically switches: – Hazzard Lights – Closes any open windows – Locks the door once the driver leaves the vehicle <p>Additional Options to consider (may result in additional charges)</p> <ul style="list-style-type: none"> ● B-Pillar Assist Handle (41B) – Medium and High Roof Cargo Van only ● Passenger Seat Delete Ebony Cloth, 2-way manual Driver seat without an armrest (211) – Cutaway only and is included when Right Hand Door Delete (60X) is selected <p>Not Available with:</p> <ul style="list-style-type: none"> ● Low roof variants ● Interior Upgrade Package – Cargo Van (96C) ● Load Area Protection Package (96D) ● Exterior Upgrade Package (18D/18L) ● Upfitter Package (67C) ● Trailer Brake Controller (67D) 	\$343.00	1%	\$345
148	43B	Back Up Alarm. Note: The back up alarm has 102 dB(A) warning capability. May be dealer installed	\$189.00	1%	\$190
149	63G	White Noise Back Up Alarm. Not available with Back Up Alarm (43B). Available with E-Transit only. Note: The back up alarm has 87 dB (+/-4) warning capability. O – – O	\$159.00	1%	\$160
150	86N	Heavy Duty Tray Style Floor Mats (Front). Only available with carpet floor covering (16G/16H).	DELETE	1%	\$60
151	86W	All-Weather Floor Mats (Front). Available with vinyl floor covering (16C and 16E). \$109 with BEV	DELETE	1%	\$120
152	15C	Wheel Well Liners – Black (Front only)	\$294.00	1%	\$295
153	942	Daytime Running Lamps Note: Provide enhanced vehicle visibility during daylight conditions.	\$45.00	1%	\$45
154	76C	Orange Safety Belts. Not available with 10-way power seat (21Q), swivel seat (21T and 218) or 3-Passenger seating (213). Note: Belt minder is included on the front driver and passenger seat(s).	\$45.00	1%	\$45
155	52M	65-mph Governed Top Speed. Included with E-Transit Cutaway and Chassis Cab	\$80.00	1%	\$80
156	52H	70-mph Governed Top Speed	\$80.00	1%	\$80
157	55F	Engine Idle Shutdown 10 Minute Timer	\$199.00	1%	\$200
158	55H	Engine Idle Shutdown 20 Minute Timer	\$199.00	1%	\$200
159	31*	Ship Through Qualified Body Modifier, Includes Second Stage Mso where applicable. Discounts available for Chassis pre-payment upon arrival.	\$485.00	0%	\$485
160	X4L	4.10 Limited Slip Rear Axle, cargo van	\$323.00	1%	\$325

quote requests to DM_QUOTES@DUVALMOTOR.COM







Row	Code	Option Description	Fsa Price	Disc / MU	Msrp / Pic
161	X73	3.73 Non Ltd Slip Rear Axle, cargo van	Std	1%	Std
162	X7L	3.73 Limited Slip Rear Axle, cargo van	\$323.00	1%	\$325
163	VK	Vinyl Seating	No Charge	1%	No Charge
164	CK	Cloth Seating (21C)	\$114.00	1%	\$115
165	Electrical Options	Description	Contract Price	DIO Markup	MSRP
166	KM 1000	<p>Kussmall Auto Charge 1000 PLC (091-215-12) DESCRIPTION: REQ Single Battery system 1. 18A total: 15A battery charger, 3A battery saver 2. Microprocessor controlled, completely automatic operation regulates output to a single battery bank 3. Precision voltage controller senses battery voltage, eliminating need for sense wires 4. Parasitic Load Compensation allows for user input of total accessory load amps on the vehicle. This allows the charger to shift the absorption stage set point so the battery voltage drops to the float voltage when desired current is reached 5. Battery Type Selection Switches: Lead-Acid, Gel Cell, AGM or Odyssey 6. Float / 3-Step Charge Mode Selection Switches 7. Compatible with Super Auto Eject with Deluxe Cover 63-11-2106 (Bar Graph Display) 8. 3 year warranty</p>	\$1,295.00	40%	
167	KM 2000	<p>AUTO CHARGE 2000 PLC PRODUCT CODE: 091-237-12 DESCRIPTION 18A total: 15A battery charger, 3A battery saver Microprocessor controlled, completely automatic operation regulates the output to a dual battery bank Precision voltage controller senses battery voltage, eliminating the need for sense wires Parasitic Load Compensation allows for user input of total accessory load amps on the vehicle. This allows the charger to shift the absorption stage set point so the battery voltage drops to the float voltage when desired current is reached Battery Type Selection Switches: Lead-Acid, Gel Cell, AGM or Odyssey Float / 3-Step Charge Mode Selection Switches 3 year warranty Remote Bar Graph Included 091-39-IND Also will work with Auto Eject with Deluxe Cover, 63-11-7106 (20 Amps) 61-11-7106 (15 Amps)</p>	\$1,354.00	40%	







Row	Code	Option Description	Fsa Price	Disc / MU	Msrp / Pic
168	KM AE20wp	<p>AUTO EJECT 20 WP PRODUCT CODE: 091-20WP-120 DESCRIPTION 120 Volts AC, 20 Amps Automatically disconnects shoreline Designed specifically for emergency vehicles Eliminates broken shoreline 2 year warranty Default color for cover is yellow</p> <p>The Auto Eject WP is a power input connector designed to be mounted in the side of a vehicle to permit connecting 120 Volt AC shoreline. It comes with a weatherproof cover. The cover is spring loaded to close, preventing water from entering when the shoreline is not connected. A solenoid wired to the vehicle's starter, is energized when the engine is cranked. This instantaneously drives the plug from the receptacle. This simple, reliable device, eliminates forever the broken cables which result when drivers forget to remove the shoreline before driving away.</p>	\$550.00	40%	
169	63-11-2106	<p>SUPER AUTO EJECT WITH DELUXE COVER-BAR GRAPH PRODUCT CODE: 63-11-2106 DESCRIPTION with Deluxe Cover-Bar Graph Display- 10 Red LED Bar Graph 120 Volts AC, 20 Amps Automatically disconnects shoreline Completely sealed Designed specifically for emergency vehicles Eliminates broken shoreline 2 year warranty</p> <p>Bar Graph Display monitors select Kusmaul Chargers, (please see "Charger Compatibility Chart" section)</p> <p>Default color for the deluxe digital cover is yellow. Call customer service for different configurations and product numbers</p> <p>The Super Auto Eject is a completely sealed automatic power line disconnect. This prevents contamination of the mechanism by road dirt, and ensures long reliable life even when mounted in the most severe environment. A novel internal switch arrangement closes and opens the 120 Volt A.C. circuit after the mating connector is inserted, and before the connector is removed. This eliminates arcing at the connector contacts, and assures long contact life. As with all Auto Ejects, the Super Auto Eject is connected to the starter circuit, so that ejection occurs when the engine is cranked.</p>	\$915.00	40%	

Row	Code	Option Description	Fsa Price	Disc / MU	Msrp / Pic
170	61-11-8106	<p>AUTO EJECT WITH DELUXE COVER- BAR GRAPH, DUAL OUTPUT PRODUCT CODE: 61-11-8106 DESCRIPTION with Deluxe Cover-Bar Graph Display- 10 Red LED Bar Graph/Dual Output 120 Volts AC, 15 Amps Automatically disconnects shoreline Completely sealed Designed specifically for emergency vehicles Eliminates broken shoreline 2 year warranty Compatible with Kussmaul AC2000 charger Default color for the deluxe digital cover is yellow. Call customer service for different configurations and product numbers The Super Auto Eject is a completely sealed automatic power line disconnect. This prevents contamination of the mechanism by road dirt, and ensures long reliable life even when mounted in the most severe environment. A novel internal switch arrangement closes and opens the 120 Volt A.C. circuit after the mating connector is inserted, and before the connector is removed. This eliminates arcing at the connector contacts, and assures long contact life. As with all Auto Ejects, the Super Auto Eject is connected to the starter circuit, so that ejection occurs when the engine is cranked.</p>	\$811.00	40%	
171	INV PS 1500	<p>AIMS 1500 Watt Pure Sine Wave Inverter [PWRI150012120S] [Requires > 200amp Alternator] *Continuous output power 1500 watts *Uses 2AWG wire @20FT with 150AMP fuse *Surge power 3000 watts *Intelligent cooling (the cooling fan will start running when the case temperature reaches 104°F) *Dimension (L x W x H) 15.875 x 8.375 x 3.875 in. *Unit Weight 10 lbs *Shipping weight 12 lbs *Remote port for optional remote</p>	\$1,389.00	35%	
172	INV PS 2000	<p>AIMS 2000 Watt Pure Sine Wave Inverter [PWRI200012120S] [Requires High Output Alternator & Aux Battery] Uses 1/0 AWG wire on 200amp fuse @20ft * 2000 Watts continuous / 4000 Watts peak, Pure Sine Wave Inverter converts 12V DC to 120V AC Power 60 Hz * Multiple safety features including AC output short circuit protection, Input over-voltage warning and shutdown, Input under-voltage warning and shutdown, Over temperature protection with indicator, and Overload protection. * This inverter has 2 GFCI AC outlets, USB Port, Optional remote (part # REMOTEHF) allows for easy on / off if the inverter is in a hard to reach location. High quality and very efficient. Efficiency 90%. * This unit also has dual intelligent cooling fans that will start running when the case temperature reaches 104° F. This is comparable to a standard residential outlet. It will power everything that can go into a 15 amp outlet and would include your heavy duty equipment.</p>	\$1,519.00	35%	
173	INV PS 600	<p>AIMS 600 Watt Pure Sine Power Inverter 12 Volt: [PWRI60012120S] *Continuous output power: 600 Watts. [will power chargers, laptops, small printers] *Surge (peak power): 1200 Watts, Fused at 60amps with 8awg wire @ 16FT *Product size (L x W x H): 8.39" x 5.51" x 2.91</p>	\$1,191.00	35%	



Row	Code	Option Description	Fsa Price	Disc / MU	Msrp / Pic
174	INVsw	AIMS Power Remote On/Off Switch [REMOTEHF] Features: 1. 30 feet of cable; Easily extendable with standard RJ-9 cable 2. Dip Switch for controlling LED indicator lights	\$98.00	35%	
175	Required Options	Power Option (Required with inverter purchase)	Contract Price	DIO Markup	MSRP
176	C Power	Constant Power to the inverter, selection of this option main drain battery over extended run times	\$ 18.00	0%	\$0
177	Ig Power	Ignition Controlled power to the inverter. The inverter powers off when vehicle is turned off.	\$ 50.00	0%	
178	Mounting	Mounting location (Required with Inverter purchase)	Contract Price	DIO Markup	MSRP
179	Loc LTS	Inverter mounted near the laptop stand in passenger footwell area. Not available with >1000watt inverters	No Charge	35%	No Charge
180	Loc BDS	Inverter mounted behind driver's seat on floor with outlets facing driver's door.	No Charge	35%	No Charge
181	Loc SBP	Inverter mounted inside service body compartment, passenger side. Requires higher gauge wire >20ft	\$ 540.00	35%	na
182	Loc SBD	Inverter mounted inside service body compartment, driver's side. Requires higher gauge wire >20ft	\$ 540.00	35%	na
183	Loc PTN CAB	Inverter mounted to vehicle partition, cab side, outlets facing driver	\$ 68.00	35%	na
184	Loc PTN Cargo	Inverter mounted to vehicle partition, cargo side, outlets facing passenger side.	\$ 68.00	35%	na
185	Interior	Description	Contract Price	DIO Markup	MSRP
186	SAFET	Safety Kit Incl; First Aid Kit, Triangle Kit [Mounted behind passenger seat] & Fire Extinguisher (mounted behind drivers seat) B500T, PET449, 6430	\$309.00	40%	
187	SAFET2	First Aid, Fire Extinguisher and Road LED Kit	\$421.00	40%	
188	TintA	Dealer installed Window Tint Llumar Film with Window Strip, includes warranty on product	\$336.00	40%	DIO
189	RKE	Programmed Integrated Key Transmitter Fob	\$350.00	40%	DIO
190	PKE	Programmed Key with Pats Technology, Fleet Key	\$175.00	40%	DIO
191	SprayLine	HD Spray Liner, Length of Floor and 16" up side walls for short wheel base	\$2,250.00	25%	DIO







Row	Code	Option Description	Fsa Price	Disc / MU	Msrp / Pic
192	SprayLine Lwb	HD Spray Liner, Length of Floor and 16" up side walls for long wheelbase	\$2,750.00	25%	DIO
193	STLIGHT	Streamlight Rechargeable Stinger Flashlight	\$145.00	40%	
194	WTECH2	Precision Fit tray style TWO PIECE MAT SET	\$182.00	40%	DIO
195	LTS	LapTop Stand Passenger side mounted and universal Cradle	\$1,031.00	29%	
196	EXTERIOR	Description [See Lighting Section for AlaCarte lights]	Contract Price	DIO Markup	MSRP
197	LED 1	LED Permanent Mount Go-Light brand spot light 20074GT	\$845.00	29%	
198	LED 2	TRANSIT PERIMETER LIGHTING: A: (2) SOUNDOFF: XF flush mount EXFS10002-(Y) (DUAL COLOR) Location: Next to grille B: (2) SOUNDOFF: 3" mpower fascia quick mount EMPS1QMS3(Y) (DUAL COLOR) Location: Above tail lights	\$796.00		 
199	LED 3	TRANSIT LOW ROOF PERIMETER + HIGH SIDE LIGHTING: A: (2) SOUNDOFF: XF flush mount EXFS10002-(Y) (DUAL COLOR) Location: Underneath Headlight B: (2) SOUNDOFF: 3" mpower fascia quick mount EMPS1QMS3(Y) (DUAL COLOR) Location: Above tail lights on pillar C: (4) SOUNDOFF: 4x2 mpower quick mount EMPSA05BT-(X) (DUAL COLOR) Location: Two per side. Top of body line, above driver side door & above rear tire.	\$2,106.00	29%	









Row	Code	Option Description	Fsa Price	Disc / MU	Msrp / Pic
200	LED 4	TRANSIT MID/HIGH ROOF PERIMETER + HIGH SIDE LIGHTING: A: (2) SOUNDOFF: XF flush mount EXFS10002-(Y) (DUAL COLOR) Location: Underneath Headlight B: (2) SOUNDOFF: 3" mpower fascia quick mount EMPS1QMS3(Y) (DUAL COLOR) Location: Above tail lights on pillar C: (4) SOUNDOFF: 7X3 mpower quick mount EMPSC07M1-(Y) Location: Two per side. Top of body line, above driver side door & above rear tire.	\$2,554.00	29%	
201	LED 5	ALA CARTE (1): SOUNDOFF: BOLT 2 E1XS2SME5** Location: Exterior body panels	\$191.00	29%	
202	LED 6	ALA CARTE (1): SOUNDOFF: Intersector LED [ENT3B3*] Location: Surface Mount	\$308.00	29%	
203	LED 7	ALA CARTE (1): SOUNDOFF: Intersector LED Under mirror light[ENT2B3*] Location: Under mirror mount	\$308.00	29%	
204	LED 8	ALA CARTE (1): SOUNDOFF: nROADS beacon SINGLE COLOR Location: permanent mount	\$522.00	29%	
205	LED 9	ALA CARTE (1): SOUNDOFF: WT100 Back up alarm ETBUALM03 Location: Universal	\$85.00	29%	





Row	Code	Option Description	Fsa Price	Disc / MU	Msrp / Pic
206	LED 10	ALA CARTE (1): SOUNDOFF: obSERVE dome light, 6" ECVDMLTAL00 Location: Driver/pass roof mounted	\$296.00	29%	
207	LED 11	Add Option: (2) SOUNDOFF: SL Running Light (RED/BLUE) - PAIR ESLRL6115J/PSLVBK0* - NEED 2 EACH Location: running boards	\$1,118.00	29%	
208	LED 12	Add Option: (1) SOUNDOFF: ETSKLF101 Aftershock system with 1 Speaker Location: behind grille	\$776.00	29%	
209	LED 13	Add Option: (2) SOUNDOFF: ETSKLF201 Aftershock system with 2 Speakers Location: behind grille	\$950.00	29%	
210	LED 14	Add Option: (2) SOUNDOFF: SL Running Light (RED/WHITE) - PAIR ESLRL6115D/PSLVBK0* - NEED 2 EACH Location: running boards	\$1,118.00	29%	
211	LED 15	Whelen 16" Mini LED Light Bar- Amber Light With Amber Lens (MC16PA)	\$689.00	29%	









Row	Code	Option Description	Fsa Price	Disc / MU	Msrp / Pic
212	LED 16	Whelen 16" Mini LED Light Bar- Amber/White Light With Clear Lens (MC16PF)	\$676.00	29%	
213	LED 17	Whelen 16" Mini LED Light Bar- Amber/W Light With Clear Lens (MC16PCA)	\$695.00	29%	
214	LED 18	Whelen 23" Mini LED Light Bar- Amber Light With Amber Lens (MC23PA)	\$842.00	29%	
215	LED 19	Whelen 23" Mini LED Light Bar- Amber Light With Clear Lens (MC23PCA)	\$795.00	29%	
216	LED 20	Whelen 23" Mini LED Light Bar- Amber/White Light With Clear Lens (MC23PF)	\$795.00	29%	
217	Prisoner	Description	Contract Price	DIO Markup	MSRP
218	Inmate	Regular Length one or two compartment prisoner transport inmate modular system: Includes: seat belts, center console, Rear step, side single step if needed (both steps powder coated black matte finish), interior protected LED lighting, all hoses, clamps and hardware for hooking up rear factory A/C, diamond plate aluminum floor, 6,000 pound slam locks with CAMLOCKer T-Handles, all locks keyed the same. Made to fit all Roof Hieghts. See EL for long wheel base upgrade (Req 31* and Rear AC)	\$20,874.00	30%	














Row	Code	Option Description	Fsa Price	Disc / MU	Msrp / Pic
219	Inmate 3	Regular Length three or four (vehicle specific) compartment prisoner transport inmate modular system: Includes: seat belts, center console, Rear step, side single step if needed (both steps powder coated black matte finish), interior protected LED lighting, all hoses, clamps and hardware for hooking up rear factory A/C, diamond plate aluminum floor, 6,000 pound slam locks with CAMLOCKER T-Handles, all locks keyed the same. Made to fit all Roof Heights. See EL for long wheel base upgrade (Req 31* and Rear AC)	\$21,813.00	30%	
220	EL	Extended length van interior package add	\$1,513.00	40%	DIO
221	L60	Storage: On our 3 compartment units, we offer an additional Storage Compartments 1 Stow away storage compartment & 1 Pull out Drawer	\$2,264.00	40%	DIO
222	L61	ADA Wheel Chair lift & prep for Prisoner Transport, req. [L72] Insulation pkg	\$29,953.00	20%	DIO
223	L62	Camera 2C: 2 Tamper proof Dome Cameras, 1 CCD Backup Camera, 1 5 Channel Mobile DVR with GPS (all wires and connections included) 1 7" LCD Monitor with RCA Input	\$3,026.00	30%	DIO
224	L63	Camera 3C: 3 Tamper proof Dome Cameras, 1 CCD Backup Camera, 1 5 Channel Mobile DVR with GPS (all wires and connections included) 1 7" LCD Monitor with RCA Input	\$3,335.00	30%	DIO
225	L64	Camera 4C: 4 Tamper proof Dome Cameras, 1 CCD Backup Camera, 1 5 Channel Mobile DVR with GPS (all wires and connections included) 1 7" LCD Monitor with RCA Input)	\$3,660.00	30%	DIO
226	L66	Carpeted Front Bulkhead, noise reduction	\$1,669.00	40%	








Row	Code	Option Description	Fsa Price	Disc / MU	Msrp / Pic
227	L67	Food Doors: Provides easy and secure food access to inmates	\$925.00	40%	
228	L68	Seat Cushion for 1/2 Compartment: Heavy duty vinyl, bottom only or bottom and back options available	\$3,758.00	40%	
229	L70	Seat Cushion for 3/4 Compartment: Heavy duty vinyl, bottom only or bottom and back options available	\$4,710.00	40%	
230	L71	Solid Drop Doors: Used so there is no visibility between the compartments.	\$357.00	40%	
231	L72	Full Insulation add on prior to Modular unit being installed	\$4,287.00	40%	
232	L73	Rear Cargo Insulation, must be done prior to installations: Used so there is no visibility between the compartments.	\$4,402.00	40%	DIO
233	L74	Outside Exhaust System	\$892.00	40%	DIO
234	L75	Console Box Replacement. In addition to original	\$641.00	40%	



Row	Code	Option Description	Fsa Price	Disc / MU	Msrp / Pic
235	L76	Sealed Driver Separation Kit	\$3,331.00	40%	
236	L78	Intercom System 1C: System will come with one slave. For a 2 compartment you will need 1 additional slave. For a 3 compartment you will need 2 additional slaves at \$175 per. For a 4th compartment you will need 3 additional slaves.	\$834.00	40%	
237	LIFTGATE	Description	Contract Price	DIO Markup	MSRP
238	LG CL	Tommy Liftgate for medium or high roof Cargo Van: Cantilever Series models are highly versatile and include numerous desirable features. A bolt-on underside mount is compatible with most modern vans and eliminates the need for any welding. The platform is constructed from corrosion-resistant aluminum and folds laterally, allowing for access to the rear of the vehicle without operating the lift., 1300# CVL-AF-1330 EF71	\$12,366.00	20%	
239	SBO 1	Relocate camera	\$525.00	40%	DIO
240	43R Relocate	Relocate Reverse sensing	\$490.00	40%	DIO
241	KUV 1	ENCLOSED BODY: KNAPHEIDE KUV ENCLOSED UTILITY BODY, Model KUV129SUFT With 59.5" IH SRW 82" CA. Includes Step Bumper and Power windows and locks. This Option Requires 31* and Single Rear Wheel chassis option.	\$30,504.00	24%	
242	KUV 2	ENCLOSED BODY: KNAPHEIDE KUV ENCLOSED UTILITY BODY, Model KUV129SLFT With 64.5" IH SRW 82" CA. Includes Step Bumper and Power windows and locks. This Option Requires 31* and Single Rear Wheel chassis option.	\$31,496.00	24%	
243	KUV 3	ENCLOSED BODY: KNAPHEIDE KUV ENCLOSED UTILITY BODY, Model KUV129SHFT With 76.5" IH SRW 82" CA. Includes Step Bumper and Power windows and locks. This Option Requires 31* and Single Rear Wheel chassis option.	\$33,108.00	24%	
244	KUV 4	ENCLOSED BODY: KNAPHEIDE KUV ENCLOSED UTILITY BODY, Model KUV129DUFT With 59.5" IH DRW T350 82" CA. Includes Step Bumper and Power windows and locks. This Option Requires 31* And Chassis Option with DRW option.	\$31,000.00	24%	
245	KUV 5	ENCLOSED BODY: KNAPHEIDE KUV ENCLOSED UTILITY BODY, Model KUV129DLFT With 64.5" IH DRW T350 82" CA. Includes Step Bumper and Power windows and locks. This Option Requires 31* And Chassis Option with DRW option.	\$31,868.00	24%	
246	KUV 6	ENCLOSED BODY: KNAPHEIDE KUV ENCLOSED UTILITY BODY, Model KUV129DHFT With 76.5" IH DRW T350 82" CA. Includes Step Bumper and Power windows and locks. This Option Requires 31* And Chassis Option with DRW option.	\$ 33,542.00	24%	
247	KUV 7	ENCLOSED BODY: KNAPHEIDE KUV ENCLOSED UTILITY BODY, Model KUV153DUFT With 59.5" IH DRW T350 100" CA. Includes Step Bumper and Power windows and locks. This Option Requires 31* And Chassis Option with DRW option.	Delete	24%	
248	KUV 8	ENCLOSED BODY: KNAPHEIDE KUV ENCLOSED UTILITY BODY, Model KUV153DLFT With 64.5" IH DRW T350 100" CA. Includes Step Bumper and Power windows and locks. This Option Requires 31* And Chassis Option with DRW option.	\$ 35,216.00	24%	



quote requests to DM_QUOTES@DUVALMOTOR.COM







Row	Code	Option Description	Fsa Price	Disc / MU	Msrp / Pic
249	KUV 9	ENCLOSED BODY: KNAPHEIDE KUV ENCLOSED UTILITY BODY, Model KUV153DHFT With 76.5" IH DRW T350 100" CA. Includes Step Bumper and Power windows and locks. This Option Requires 31* And Chassis Option with DRW option.	\$ 36,828.00	24%	
250	KUV OPT 1	3 Bar Rack- LOW ROOF ONLY	\$ 1,178.00	24%	DIO
251	KUV OPT 2	Knapheide Single Drop Rack	\$ 3,782.00	24%	DIO
252	KUV OPT 3	Knapheide Double Drop Rack	\$ 5,208.00	24%	DIO
253	KUV OPT 4	6 Drawer HD Mechanics Box	\$ 3,534.00	24%	DIO
254	KUV OPT 5	Compartment Lighting 11'	\$ 744.00	24%	DIO
255	KUV OPT 6	LED Taillights	\$ 558.00	24%	DIO
256	KUV OPT 7	Pull Out Shelves Each	\$ 682.00	24%	DIO
257	KUV OPT 8	Pull Out Tray	\$ 1,364.00	24%	DIO
258	KUV OPT 9	Stationary Shelves Vertical Each	\$ 118.00	24%	DIO
259	KUV OPT 10	Stationary Shelves Horizontal Each	\$ 236.00	24%	DIO
260	KUV OPT 11	Rear Doors with Glass	\$ 1,120.00	124%	DIO
261	FLAT BED	Description	Contract Price	DIO Markup	MSRP
262	FB1	FLATBED: 9' Knapheide Flat Bed, Model PVMXS with Bulkhead. Requires 31* and DRW Chassis Option.	\$ 10,219.00	19%	
263	FB2	FLATBED: 12' Knapheide Flat Bed, Model PVMXS with Bulkhead. Requires 31* and DRW chassis option	\$ 11,409.00	19%	
264	FB3	FLATBED: 14' Knapheide Flat Bed, Model PVMXS with Bulkhead. Requires 31* and drw chassis option	\$ 11,945.00	19%	
265	FBO 1	Remove 40" Stake Sides for 9 ft Bed	\$ 863.00	19%	DIO
266	FBO 2	Remove 40" Stake Sides for 12 ft bed	\$ 762.00	19%	DIO
267	LG 16	1300# Tommy Lift Gate: G292 1350 tp35	\$ 3,584.00	19%	DIO
268	LG 20	2000# RAILGATE TOMMY GATE 89-20 TP42	\$ 4,511.00	19%	DIO
269	LG 24	2000# TUCKAWAY MAXON	\$ 3,760.00	19%	DIO
270	LG 25	2000# TUCKAWAY WALTCO C-20	\$ 3,847.00	19%	DIO
271	Interior PKG	Description	Contract Price	DIO Markup	MSRP
272	L86	Ten Compartment with Front partition: Doors, Floor pans and the inside wall of the cages are made from .125 mill finish aluminum. The outer shell of the cages are .063 mill finish aluminum. The doors use stainless steel folding T-handles for locks. The interior of the van's cargo area is skinned and insulated using .063 mill finish aluminum and .75" R4 Styrofoam. The side and rear of the cargo area is lighted. Catch pole holders are mounted on the inside of the storage box. Van floor is covered with tread plate aluminum for non slip grip. Solid partition separates front compartment from the animal cages. [Req 31* Ship Thru]	\$ 36,116.00	25%	
273	BOX TRUCK	Description	Contract Price	DIO Markup	MSRP
274	Box 12	J & B Aluminum 12' L x 96" W x 84" H Dry Freight Van Bodies: Aluminum w / Plywood Interior, Radius Front, Pine Floor, ICC Bumper, 1- Dome Light, 2- Rear Grab Handles, ** Composite Roll-up Rear Door (Includes 2nd stage MSO, weight slip, & final-stage manufacturers completed vehicle certification.) Requires (31*) Ship Thru	\$ 17,683.00	26%	DIO

quote requests to DM_QUOTES@DUVALMOTOR.COM



Row	Code	Option Description	Fsa Price	Disc / MU	Msrp / Pic
275	Box 14	J & B Aluminum 14' L x 96" W x 96" H Dry Freight Van Bodies: Aluminum w / Plywood Interior, Radius Front, Pine Floor, ICC Bumper, 1- Dome Light, 2- Rear Grab Handles, ** Composite Roll-up Rear Door (Includes 2nd stage MSO, weight slip, & final-stage manufacturers completed vehicle certification.) Requires (31*) Ship Thru	\$ 18,811.00	26%	DIO
276	Box Opt 1	Step Bumper	\$ 850.00	36%	DIO
277	Box Opt 2	Pull Out Ramp	\$ 3,604.00	36%	DIO
278	Box Opt 3	E Track, 1 Row Both Sides	\$ 952.00	36%	DIO
279	Box Opt 4	Forklift Reinforcement	\$ 1,292.00	36%	DIO
280	Box Opt 5	12" Scuff Liner	\$ 857.00	36%	DIO
281	HIGH ROOF VAN	Description	Contract Price	DISC	PIC
282	54TRH	54TRH: HVAC VAN PACKAGE - TRANSIT HIGH ROOF 148" WHEELBASE 40660: Partition - Perforated - Transit Mid/High Roof, Sprinter High Roof (1) 40669TH: Partition Wing Kit - Transit High Roof - For use with 4066X partitions (1) 48524: Shelf Unit - 52" W x 60" H x 14" D (3) 40040: Shelf Door Kit 52" W (2) 40070: Drawer Cabinet - 2 Drawers (1) 40060: Hook - 3 Prong "J" (2) 40030: Shelf Dividers 6" Tall (Set of 6) (1) 48190: Shelf Lip 10" L x 2.75" H (2) 40080: Drawer Cabinet - 3 Drawers (2) 48152: Drawer - Locking Shelf Drawer 52" W (2) 40341: Small Parts Bins (40331) In Steel Shelf Cabinet - 6 Bins (2) 40101: Refrigerant Tank Rack - 4 Tier (1)	\$ 8,067.00	35%	
283	53TRH	53TRH: ELECTRICAL CONTRACTOR VAN PACKAGE - TRANSIT HIGH ROOF 148" WHEELBASE 40660: Partition - Perforated - Transit Mid/High Roof, Sprinter High Roof (1) 40669TH: Partition Wing Kit - Transit High Roof - For use with 4066X partitions (1) 48524: Shelf Unit - 52" W x 60" H x 14" D (3) 40040: Shelf Door Kit 52" W (2) 40230: Wire Reel Holder - 5 Spindle (1) 40030: Shelf Dividers 6" Tall (Set of 6) (1) 48190: Shelf Lip 10" L x 2.75" H (2) 40070: Drawer Cabinet - 2 Drawers (1) 40080: Drawer Cabinet - 3 Drawers (2) 40060: Hook - 3 Prong "J" (2) 48152: Drawer - Locking Shelf Drawer 52" W (2) 40341: Small Parts Bins (40331) In Steel Shelf Cabinet - 6 Bins (2)	\$ 7,788.00	35%	



Row	Code	Option Description	Fsa Price	Disc / MU	Msrp / Pic
284	55TRH	55TRH: PLUMBING VAN PACKAGE - TRANSIT HIGH ROOF 148" WHEELBASE 40660: Partition - Perforated - Transit Mid/High Roof, Sprinter High Roof (1) 48524: Shelf Unit - 52" W x 60" H x 14" D (3) 40040: Shelf Door Kit 52" W (2) 40270: Hanging File Holder (1) 40311: Small Parts Shelf Bin - 10" W Plastic (5) 40030: Shelf Dividers 6" Tall (Set of 6) (1) 40070: Drawer Cabinet - 2 Drawers (1) 40080: Drawer Cabinet - 3 Drawers (2) 48190: Shelf Lip 10" L x 2.75" H (1) 40060: Hook - 3 Prong "J" (2) 48152: Drawer - Locking Shelf Drawer 52" W (2) 40341: Small Parts Bins (40331) In Steel Shelf Cabinet - 6 Bins (2) 40490: Sliding Vise Mount (1) 40342: Large Parts Bins (40311) In Steel Shelf Cabinet - 2 Bins (1) 40669TH: Partition Wing Kit - Transit High Roof - For use with 4066X partitions (1)	\$ 8,687.00	35%	
285	52TRH	52TRH: HEAVY DUTY DRAWERS VAN PACKAGE - TRANSIT HIGH ROOF 148 WB 40660: Partition - Perforated - Transit Mid/High Roof, Sprinter High Roof (1) 40669TH: Partition Wing Kit - Transit High Roof - For use with 4066X partitions (1) 48524: Shelf Unit - 52" W x 60" H x 14" D (2) 40250: Drawer Unit - Long Heavy-Duty - 3 Drawers (1) 40311: Small Parts Shelf Bin - 10" W Plastic (4) 40030: Shelf Dividers 6" Tall (Set of 6) (1) 40060: Hook - 3 Prong "J" (1) 48424: Shelf Unit - 42" W x 60" H x 14" D (1)	\$ 7,625.00	35%	
286	50TRH	50TRH: LOCKSMITH VAN PACKAGE - TRANSIT HIGH ROOF 148" WHEELBASE 40660: Partition - Perforated - Transit Mid/High Roof, Sprinter High Roof (1) 40669TH: Partition Wing Kit - Transit High Roof - For use with 4066X partitions (1) 48524: Shelf Unit - 52" W x 60" H x 14" D (1) 40040: Shelf Door Kit 52" W (2) 40270: Hanging File Holder (1) 40311: Small Parts Shelf Bin - 10" W Plastic (10) 40070: Drawer Cabinet - 2 Drawers (1) 40342: Large Parts Bins (40311) In Steel Shelf Cabinet - 2 Bins (1) 48523: Shelf Unit - 52" W x 36" H x 14" D (2) 40090: Drawer Cabinet - 4 Drawers (1) 40552: Workbench Top w/ Backsplash - 52" W - Use with 48522 or 48523 (2) 40190: Cargo Case Cabinet - Includes 4 Cargo Cases (40351) (2)	\$ 9,759.00	35%	
287	FFGTRH	FFG-TRH: QUICK PACKAGE GO - TRANSIT 148" WB HIGH ROOF 40660: Partition - Perforated - Transit Mid/High Roof, Sprinter High Roof (1) 40669TH: Partition Wing Kit - Transit High Roof - For use with 4066X partitions (1) 48524: Shelf Unit - 52" W x 60" H x 14" D (3)	\$ 4,720.00	35%	



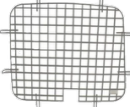








Row	Code	Option Description	Fsa Price	Disc / MU	Msrp / Pic
288	FFPTRH	FFP-TRH: QUICK PACKAGE PRO - TRANSIT 148" WB HIGH ROOF 40040: Shelf Door Kit 52" W (2) 40070: Drawer Cabinet - 2 Drawers (1) 40080: Drawer Cabinet - 3 Drawers (1) 40060: Hook - 3 Prong "J" (1) 40030: Shelf Dividers 6" Tall (Set of 6) (1) 48190: Shelf Lip 10" L x 2.75" H (1) 40660: Partition - Perforated - Transit Mid/High Roof, Sprinter High Roof (1) 40669TH: Partition Wing Kit - Transit High Roof - For use with 4066X partitions (1) 48524: Shelf Unit - 52" W x 60" H x 14" D (3)	\$ 5,821.00	35%	
289	FFMTRH	FFM-TRH: QUICK PACKAGE MAX - TRANSIT 148" WB HIGH ROOF 40040: Shelf Door Kit 52" W (2) 40070: Drawer Cabinet - 2 Drawers (1) 40080: Drawer Cabinet - 3 Drawers (2) 40060: Hook - 3 Prong "J" (2) 40030: Shelf Dividers 6" Tall (Set of 6) (1) 48190: Shelf Lip 10" L x 2.75" H (2) 48152: Drawer - Locking Shelf Drawer 52" W (2) 40660: Partition - Perforated - Transit Mid/High Roof, Sprinter High Roof (1) 48524: Shelf Unit - 52" W x 60" H x 14" D (3) 40341: Small Parts Bins (40331) In Steel Shelf Cabinet - 6 Bins (2) 40669TH: Partition Wing Kit - Transit High Roof - For use with 4066X partitions (1)	\$ 7,626.00	35%	
290	51TRH	51TRH: FOLDING SHELVES PACKAGE - TRANSIT 148" WB HIGH ROOF - SLIDING PARTITION 48007: Folding Shelf - Leg (1) 40601TH: Partition - Aluminum Sliding Door - Transit High Roof (No Wing Kit Required) (1) 48606: Folding Shelf Unit - 60" W x 20" D (2) 48487: Folding Shelf - Extra Shelf - 48" W x 20" D (2)	\$ 6,974.00	35%	
291	51TLH	54TLH: HVAC VAN PACKAGE - TRANSIT HIGH ROOF 148" EXT WHEELBASE 40660: Partition - Perforated - Transit Mid/High Roof, Sprinter High Roof (1) 40669TH: Partition Wing Kit - Transit High Roof - For use with 4066X partitions (1) 48524: Shelf Unit - 52" W x 60" H x 14" D (3) 40040: Shelf Door Kit 52" W (2) 40070: Drawer Cabinet - 2 Drawers (1) 40060: Hook - 3 Prong "J" (2) 40030: Shelf Dividers 6" Tall (Set of 6) (1) 48190: Shelf Lip 10" L x 2.75" H (2) 48324: Shelf Unit - 32" W x 60" H x 14" D (2) 40020: Shelf Door Kit 32" W (1) 40080: Drawer Cabinet - 3 Drawers (3) 48152: Drawer - Locking Shelf Drawer 52" W (2) 40341: Small Parts Bins (40331) In Steel Shelf Cabinet - 6 Bins (3) 40101: Refrigerant Tank Rack - 4 Tier (1)	\$ 10,879.00	35%	









Row	Code	Option Description	Fsa Price	Disc / MU	Msrp / Pic
292	55TLH	55TLH: PLUMBING VAN PACKAGE - TRANSIT HIGH ROOF 148" EXT WHEELBASE 40660: Partition - Perforated - Transit Mid/High Roof, Sprinter High Roof (1) 40669TH: Partition Wing Kit - Transit High Roof - For use with 4066X partitions (1) 48524: Shelf Unit - 52" W x 60" H x 14" D (3) 40040: Shelf Door Kit 52" W (2) 40270: Hanging File Holder (1) 40311: Small Parts Shelf Bin - 10" W Plastic (8) 40030: Shelf Dividers 6" Tall (Set of 6) (1) 48324: Shelf Unit - 32" W x 60" H x 14" D (2) 40020: Shelf Door Kit 32" W (1) 40070: Drawer Cabinet - 2 Drawers (1) 40080: Drawer Cabinet - 3 Drawers (3) 48190: Shelf Lip 10" L x 2.75" H (2) 40060: Hook - 3 Prong "J" (2) 48152: Drawer - Locking Shelf Drawer 52" W (2) 40341: Small Parts Bins (40331) In Steel Shelf Cabinet - 6 Bins (3) 40490: Sliding Vise Mount (1)	\$ 11,356.00	35%	
293	53TLH	53TLH: ELECTRICAL CONTRACTOR VAN PACKAGE - TRANSIT HIGH ROOF 148" EXT WHEELBASE 40669TH: Partition Wing Kit - Transit High Roof - For use with 4066X partitions (1) 48524: Shelf Unit - 52" W x 60" H x 14" D (3) 40040: Shelf Door Kit 52" W (2) 40230: Wire Reel Holder - 5 Spindle (1) 40030: Shelf Dividers 6" Tall (Set of 6) (1) 48190: Shelf Lip 10" L x 2.75" H (2) 48324: Shelf Unit - 32" W x 60" H x 14" D (2) 40020: Shelf Door Kit 32" W (1) 40070: Drawer Cabinet - 2 Drawers (1) 40080: Drawer Cabinet - 3 Drawers (3) 40060: Hook - 3 Prong "J" (2) 48152: Drawer - Locking Shelf Drawer 52" W (2) 40341: Small Parts Bins (40331) In Steel Shelf Cabinet - 6 Bins (3) 40660: Partition - Perforated - Transit Mid/High Roof, Sprinter High Roof (1)	\$ 10,600.00	35%	
294	FFGTLH	FFG-TLH: QUICK PACKAGE GO - TRANSIT 148" EXT WB HIGH ROOF 40660: Partition - Perforated - Transit Mid/High Roof, Sprinter High Roof (1) 40669TH: Partition Wing Kit - Transit High Roof - For use with 4066X partitions (1) 48324: Shelf Unit - 32" W x 60" H x 14" D (2) 48524: Shelf Unit - 52" W x 60" H x 14" D (3)	\$ 6,482.00	35%	
295	FFPTLH	FFP-TLH: QUICK PACKAGE PRO - TRANSIT 148" EXT WB HIGH ROOF 40660: Partition - Perforated - Transit Mid/High Roof, Sprinter High Roof (1) 40669TH: Partition Wing Kit - Transit High Roof - For use with 4066X partitions (1) 48324: Shelf Unit - 32" W x 60" H x 14" D (2) 48524: Shelf Unit - 52" W x 60" H x 14" D (3) 40040: Shelf Door Kit 52" W (2) 40020: Shelf Door Kit 32" W (1) 40070: Drawer Cabinet - 2 Drawers (1) 40080: Drawer Cabinet - 3 Drawers (2) 48190: Shelf Lip 10" L x 2.75" H (2) 40030: Shelf Dividers 6" Tall (Set of 6) (1) 40060: Hook - 3 Prong "J" (1)	\$ 8,264.00	35%	






Row	Code	Option Description	Fsa Price	Disc / MU	Msrp / Pic
296	FFMTLH	FFM-TLH: QUICK PACKAGE MAX - TRANSIT 148" EXT WB HIGH ROOF 40660: Partition - Perforated - Transit Mid/High Roof, Sprinter High Roof (1) 40669TH: Partition Wing Kit - Transit High Roof - For use with 4066X partitions (1) 48324: Shelf Unit - 32" W x 60" H x 14" D (2) 48524: Shelf Unit - 52" W x 60" H x 14" D (3) 40040: Shelf Door Kit 52" W (2) 40020: Shelf Door Kit 32" W (1) 40070: Drawer Cabinet - 2 Drawers (1) 40080: Drawer Cabinet - 3 Drawers (3) 48190: Shelf Lip 10" L x 2.75" H (2) 40030: Shelf Dividers 6" Tall (Set of 6) (1) 40060: Hook - 3 Prong "J" (2) 48152: Drawer - Locking Shelf Drawer 52" W (2) 40341: Small Parts Bins (40331) In Steel Shelf Cabinet - 6 Bins (3)	\$ 10,350.00	35%	
297	FSE51TLH	51TLH: FOLDING SHELVES PACKAGE - TRANSIT 148" EXT WB HIGH ROOF - SLIDING PARTITION 48366: Folding Shelf Unit - 36" W x 20" D (1) 48486: Folding Shelf Unit - 48" W x 20" D (2) 48367: Folding Shelf - Extra Shelf - 36" W x 20" D (2) 48487: Folding Shelf - Extra Shelf - 48" W x 20" D (2) 48007: Folding Shelf - Leg (1) 40601TH: Partition - Aluminum Sliding Door - Transit High Roof (No Wing Kit Required) (1)	\$ 8,876.00	35%	
298	KM HRO 1	Window Gaurds, Med.: 4075T: Sliding Door - 2015+ Transit Mid/High Roof	\$ 306.00	35%	
299	KM HRO 2	Window Gaurds, Med.: 4076T: Rear Doors - 2015+ Transit Mid/High Roof	\$ 306.00	35%	
300	KM HRO 3	High Roof Ladder Rack: 4Thsmr: Cargo Rack Pro Iii Kit - Transit Hr	\$ 1,698.00	35%	
301	KM HRO 4	High Roof Ladder Rack: 4Thaxb: Crossbar Hd Aluminum Rack Kit - Transit Hr	\$ 899.00	35%	
302	KM HRO 5	High Roof Ladder Rack: 4Thsxb: Crossbar Rack Kit -Transit Hr	\$ 759.00	35%	
303	KM HRO 6	High Roof Ladder Rack: 4Ths0D: Steel Single Drop Down (Slide Down) Ladder Rack	\$ 2,766.00	35%	
304	KM HRO 7	High Roof Ladder Rack: 4Tha0D: Aluminum Single Drop Down (Slide Down) Ladder Rack	\$ 2,851.00	35%	



Row	Code	Option Description	Fsa Price	Disc / MU	Msrp / Pic
305	KM HRO 8	High Roof Ladder Rack: 4Thsdd: Steel Double Drop Down (Slide Down) Ladder Rack	\$ 4,452.00	35%	
306	KM HRO 9	High Roof Ladder Rack: 4Thadd: Aluminum Double Drop Down (Slide Down) Ladder Rack	\$ 4,624.00	35%	
307	KM HRO 10	High Roof Ladder Rack: 4Thamr: Cargo Rack Pro Iii Hd Aluminum Kit - Transit Hr	\$ 2,356.00	35%	
308	KM HRO 11	40475TR: E-Transit 130" Wb Flooring W/ Mounting Tracks	\$ 1,523.00	35%	\$0
309	KM HRO 12	40475TL: E-Transit 148" Wb Flooring W/ Mounting Tracks	\$ 1,708.00	35%	\$0
310	KM HRO 13	40475TE: E-Transit 148 Ext Wb Flooring W/ Mounting Tracks	\$ 2,096.00	35%	\$0
311	KM HRO 14	40477T: Transit Threshold Kit	\$ 438.00	35%	\$0
312	KM HRO 15	40620: Optional partition door kit	\$ 184.00	35%	\$0
313	KM HRO 16	40461: Kargo Master Floor Mat 130" Wheelbase For Transit	\$ 371.00	35%	
314	KM HRO 17	40462: Kargo Master Floor Mat 148" Wheelbase For Transit	\$ 396.00	35%	
315	KM HRO 18	40464: Kargo Master Floor Mat 148" Extended Wheelbase For Transit	\$ 420.00	35%	



Row	Code	Option Description	Fsa Price	Disc / MU	Msrp / Pic
316	66L MH	HVAC Trade Package - Med and High 1 3-Tier refrigerant rack for large bottles 1 Paper holder, extra deep, 5 slots 2 6" Hook, 3" opening 1 8" Swivel hook, 4" opening, painted 1 Large aluminum bottle holder, with two black nylon straps 7 14" Deep plastic bin 2 Set of 5 dividers for a 14" shelf 1 Adjustable shelving door unit - 45" W for 48" & 96" shelves 1 Steel shelving unit, 14" D x 48" W x 44.5" H 1 Steel shelving unit, 14" D x 84" W x 44.5" H 2 Compact 2-drawer unit, [47TBulkhead in plastic with Door]	\$ 7,104.00		\$7,105
317	66J MH	Fixed Shelving -- Both sides -- 148 MR or HR includes [47T] Plastic Bulkhead with Door	\$ 3,869.00		\$3,870
318	66M MH	General Contractor Trade Package - 148, MR or HR [47t] Plastic Bulkhead with door 2 6" Hook, 3" opening, painted 1 8" Swivel hook, 4" opening, painted 4 14" Deep plastic bin 1 Set of 5 dividers for a 12" shelf 1 Set of 5 dividers for a 14" shelf 1 Steel shelving unit, 14" D x 48" W x 44.5" H 1 Steel shelving unit, 14" D x 84" W x 44.5" H 2 Compact 2-drawer unit	\$ 5,444.00		\$5,445
319	Warranty	OEM OPTION DESCRIPTION, TERMS UP TO 8 YEARS, 225K AVAILABLE	Contract Price	TYPE	MSRP
320	NFGB575	Base Care National Fleet Plan [Gas Engine], five Year Term at 75000 total expiration mileage at \$0 deductible. Plan pricing April 2025.. Pricing governed at Msrp Rates in Florida, discounts not permitted.	\$ 1,120.00	GAS	\$1,120
321	NFGB5100	Base Care National Fleet Plan [Gas Engine], five Year Term at 100000 total expiration mileage at \$0 deductible. Plan pricing April 2025.. Pricing governed at Msrp Rates in Florida, discounts not permitted.	\$ 1,370.00	GAS	\$1,370
322	NGGE575	Extra Care National Fleet Plan [Gas Engine], five Year Term at 75000 total expiration mileage at \$0 deductible. Plan pricing April 2025.. Pricing governed at Msrp Rates in Florida, discounts not permitted.	\$ 1,245.00	GAS	\$1,245
323	NFGE5100	Extra Care National Fleet Plan [Gas Engine], five Year Term at 100000 total expiration mileage at \$0 deductible. Plan pricing April 2025.. Pricing governed at Msrp Rates in Florida, discounts not permitted.	\$ 1,620.00	GAS	\$1,620
324	NFGP575	Premium Care National Fleet Plan [Gas Engine], five Year Term at 75000 total expiration mileage at \$0 deductible. Plan pricing April 2025.. Pricing governed at Msrp Rates in Florida, discounts not permitted.	\$ 1,560.00	GAS	\$1,560
325	NFGP5100	Premium Care National Fleet Plan [Gas Engine], five Year Term at 100000 total expiration mileage at \$0 deductible. Plan pricing April 2025.. Pricing governed at Msrp Rates in Florida, discounts not permitted.	\$ 1,980.00	GAS	\$1,980
326	EV575	Extended Service Plan Base Care, Zero Deductible. Five Year, 75000 Mile. Call Dealer for plan specifics and optional Terms.Price Guide April 25. For Electric Vehicles	\$ 1,350.00	EV	\$1,350
327	EV5100	Extended Service Plan Base Care, Zero Deductible. Five Year, 100000 Mile. Call Dealer for plan specifics and optional Terms.Price Guide April 25. For Electric Vehicles	\$ 1,595.00	EV	\$1,595
328	EVE575	Extended Service Plan Extra Care, Zero Deductible. Five Year, 75000 Mile. Call Dealer for plan specifics and optional Terms.Price Guide April 25. For Electric Vehicles	\$ 1,465.00	EV	\$1,465
329	EVE5100	Extended Service Plan Extra Care, Zero Deductible. Five Year, 100000 Mile. Call Dealer for plan specifics and optional Terms.Price Guide April 25. For Electric Vehicles	\$ 1,830.00	EV	\$1,830

quote requests to DM_QUOTES@DUVALMOTOR.COM



Row	Code	Option Description	Fsa Price	Disc / MU	Msrp / Pic
330	EVP575	Extended Service Plan Premium Care, Zero Deductible. Five Year, 75000 Mile. Call Dealer for plan specifics and optional Terms.Price Guide April 25. For Electric Vehicles	\$ 1,770.00	EV	\$1,770
331	EVP5100	Extended Service Plan Premium Care, Zero Deductible. Five Year, 100000 Mile. Call Dealer for plan specifics and optional Terms.Price Guide April 25. For Electric Vehicles	\$ 2,180.00	EV	\$2,180
332	Final Delivery	DESCRIPTION	Contract Price	DISC	NOTE
333	ALTD	Drop ship charge for agency requests for shipping to alternative destination, tertiary to contracting parties, (i.e. upfitter), not F.O.B destination. Charge represents costs associated with pre-delivery inspection required by the manufacturer. Other costs associated with recall compliance scheduling per NHTSA: Federal Motor Vehicle Safety Act, upon OEM VIN issuance of open recall prior to the sale being reported by dealer.	\$ 425.00	NA	\$425
334	OZN	Option for State agency sourcing off FSA bid award. This fee is updated in Florida statute for myfloridamarketplace purchases when utilizing contracts outside of the Department of Management Services. This fee is collected, reported, and paid to the State; calculated at approximately 1% of the total purchase order amount. Option price listed is based on a 0.7% calculation on an average Sale amount of \$45000. Final determination TBD relative to specific quote.	\$ 315.00	0%	Quoted
335	TTO	Tag and Title processing and handling fee. Tags are processed at the local tag office and affixed to vehicle prior to delivery. Cost includes electronic administrative fee, manual processing courier, and Fedex related expense.	\$ 68.00	0%	NA
336	TMP	30 Day Florida Temporary Tag. Requires (TTO) Tag/Title Option	\$ 7.00	0%	NA
337	TAG	New Tag Charge (Florida only) Requires (TTO) Tag/Title option. Specify City, State, or Sheriffs Tag. Includes (TMP). Transfer Tag Charge: (Florida only: \$90) Please send scan of agency registration with tag ID clearly indicated. Requires (TTO) Tag/Title Option, includes (TMP)	\$ 125.00	0%	NA
338	TX	Stock Sourcing: This amount represents costs associated with reassignment, dealer transfer and re-invoicing a serialized vehicle from retail inventory, eliminating the requirement for order. Due to dealer allocation, and commodity restraints, not all vehicles qualify. When vehicles are sourced from secondary locations, additional freight for logistics may be added at \$3 per mile.	\$ 1,395.00	0%	NA
339	DEL	Delivery Charge at \$1.25 per Mile via Motor Carrier Transport. Delivery accomplished by Driver services is included in Bid award amount, inside zone, less than 350 miles. For destination outside Florida, quoted at \$2 per mile from northern region. See FSA Boiler Plate Section 3.17 & 3.19	\$ 438.75	Na	Quoted