



# Purchase and Install UPS Equipment for City Center EOC

Invitation for Bids # RE-20-03

General Information		
Project Cost Estimate	\$150,000	See Section 1.4
Project Timeline	60 calendar days from NTP with an estimated start date of March 15, 2021	See Section 1.4
Evaluation of Proposals	Staff	See Section 1.7
Mandatory A Pre-Bid Meeting	10:00 a.m. on <b>January 6, 2021</b> at the Pembroke Pines City Hall Building, Lobby, located at 601 City Center Way, Pembroke Pines, FL 33025	See Section 1.8
Question Due Date	<b>January 12, 2021</b>	See Section 1.8
Proposals will be accepted until	2:00 p.m. on, <b>January 26, 2021</b>	See Section 1.8

THE CITY OF PEMBROKE PINES  
PURCHASING DIVISION  
8300 SOUTH PALM DRIVE  
PEMBROKE PINES, FLORIDA 33025  
(954) 518-9020



## Table of Contents

**SECTION 1 - INSTRUCTIONS**..... 5

    1.1 NOTICE..... 5

        1.1.1 VIRTUAL BID OPENING..... 5

    1.2 PURPOSE..... 6

    1.3 SCOPE OF WORK..... 6

        1.3.1 GENERAL INFORMATION..... 7

    1.4 PROJECT COST ESTIMATE & TIMELINE..... 8

        1.4.1 PERMITS..... 8

        1.4.2 PERMIT ALLOWANCE..... 8

    1.5 PROPOSAL REQUIREMENTS ..... 8

        1.5.1 Attachment A: Contact Information Form..... 8

        1.5.2 Attachment B: Non-Collusive Affidavit..... 9

        1.5.3 Attachment C: Proposer’s Qualifications Statement ..... 9

        1.5.4 Attachment F: References Form ..... 9

    1.6 VENDOR REGISTRATION AND QUALIFICATION DOCUMENTS ..... 9

        1.6.1 Vendor Information Form..... 10

        1.6.2 Form W-9 (Rev. October 2018)..... 10

        1.6.3 Sworn Statement on Public Entity Crimes Form..... 10

        1.6.4 Local Vendor Preference Certification ..... 10

        1.6.5 Local Business Tax Receipts ..... 10

        1.6.6 Veteran Owned Small Business Preference Certification ..... 10

        1.6.7 Equal Benefits Certification Form..... 10

        1.6.8 Vendor Drug-Free Workplace Certification Form ..... 10

        1.6.9 Scrutinized Company Certification..... 10

    1.7 EVALUATION OF PROPOSALS & PROCESS OF SELECTION ..... 11

    1.8 TENTATIVE SCHEDULE OF EVENTS ..... 11

        1.7.1 MANDATORY PRE-BID MEETING / SITE VISIT ..... 11

    1.9 SUBMISSION REQUIREMENTS ..... 11

**SECTION 2 - INSURANCE REQUIREMENTS**..... 13

**SECTION 3 - GENERAL TERMS & CONDITIONS**..... 20

    3.1 EXAMINATION OF CONTRACT DOCUMENTS ..... 20

    3.2 CONFLICT OF INSTRUCTIONS ..... 20



3.3 ADDENDA or ADDENDUM ..... 20

3.4 INTERPRETATIONS AND QUESTIONS ..... 20

3.5 RULES, REGULATIONS, LAWS, ORDINANCES and LICENSES ..... 20

3.6 WARRANTIES FOR USAGE ..... 21

3.7 BRAND NAMES..... 21

3.8 QUALITY ..... 21

3.9 SAMPLES..... 21

3.10 DEVELOPMENT COSTS ..... 21

3.11 PRICING..... 21

3.12 DELIVERY POINT ..... 21

3.13 TAX EXEMPT STATUS ..... 21

3.14 CONTRACT TIME ..... 21

3.15 COPYRIGHT OR PATENT RIGHTS ..... 22

3.16 PUBLIC ENTITY CRIMES ..... 22

3.17 CONFLICT OF INTEREST ..... 22

3.18 FACILITIES ..... 22

3.19 ENVIRONMENTAL REGULATIONS ..... 22

3.20 SIGNATURE REQUIRED ..... 23

3.21 MANUFACTURER’S CERTIFICATION..... 23

3.22 MODIFICATION OR WITHDRAWAL OF PROPOSAL ..... 23

3.23 PUBLIC BID; BID OPENING AND GENERAL EXEMPTIONS ..... 23

3.24 RESERVATIONS FOR REJECTION AND AWARD..... 24

3.25 BID PROTEST ..... 24

3.26 INDEMNIFICATION..... 24

3.27 DEFAULT PROVISION ..... 24

3.28 ACCEPTANCE OF MATERIAL..... 25

3.29 LOCAL GOVERNMENT PROMPT PAYMENT ACT ..... 25

3.30 SCRUTINIZED COMPANIES LIST ..... 25

3.31 PUBLIC RECORDS; TRADE SECRET, PROPRIETARY AND CONFIDENTIAL  
SUBMITTALS ..... 26

3.32 PURCHASING AGREEMENTS WITH OTHER GOVERNMENT AGENCIES.... 27

3.33 CONE OF SILENCE ..... 27

**SECTION 4 - SPECIAL TERMS & CONDITIONS ..... 28**

4.1 OWNER’S CONTINGENCY ..... 28



4.2 SOLID WASTE CONSTRUCTION AND DEMOLITION DEBRIS COLLECTION AND DISPOSAL REQUIREMENTS ..... 28

ATTACHMENTS

- Attachment A: Contact Information Form
- Attachment B: Non-Collusive Affidavit
- Attachment C: Proposer's Qualifications Statement
- Attachment D: Sample Insurance Certificate
- Attachment E: Specimen Contract - **Construction Agreement**
- Attachment F: References Form
- Attachment G: Standard Release of Lien Form
- Attachment H: Drawings for UPS Purchase and Installation
- Attachment I: Specifications for UPS Purchase and Installation



## **SECTION 1 - INSTRUCTIONS**

### **1.1 NOTICE**

Notice is hereby given that the City Commission of the City of Pembroke Pines is seeking sealed proposals for:

#### **IFB # RE-20-03 Purchase and Install UPS Equipment for City Center EOC**

Solicitations may be obtained from the City of Pembroke Pines website at <http://www.ppin.es.com/index.aspx?NID=667> and on the [www.BidSync.com](http://www.BidSync.com) website.

If you have any problems downloading the solicitation, please contact the BidSync Support line at 1-800-990-9339.

If additional information help is needed with downloading the solicitation package please contact the Purchasing Office at (954) 518-9020 or by email at [purchasing@ppines.com](mailto:purchasing@ppines.com). The Purchasing Office hours are between 7:00 a.m. - 6:00 p.m. on Monday through Thursday and is located at 8300 South Palm Drive, Pembroke Pines, Florida 33025.

The City requires all questions relating to the solicitation be entered through the “Ask a Question” option tab available on the BidSync website. Responses to the questions will be provided online at [www.bidsync.com](http://www.bidsync.com). Such request must be received by the “Question Due Date” stated in the solicitation. The issuance of a response via BidSync is considered an Addendum and shall be the only official method whereby such an interpretation or clarification will be made.

**Proposals will be accepted until 2:00 p.m., January 26, 2021.** Proposals must be submitted electronically at [www.BidSync.com](http://www.BidSync.com). The sealed electronic proposals will be publicly opened at 2:30 p.m. by the City Clerk’s Office, in the City Hall Administration Building, 4<sup>th</sup> Floor Conference Room located at 601 City Center Way, Pembroke Pines, Florida, 33025.

#### **1.1.1 VIRTUAL BID OPENING**

At the time of writing of this notice, Florida Governor Ron DeSantis’ Executive Order No. 20-69 (extended by EO 20-150 and EO 20-179) on the Coronavirus health alert, is due to expire on September 1, 2020. If the executive order is not extended then meetings may be a combination of in-person and virtual, all as provided by law, or as otherwise entered via an executive order of the governor. **In any event, the public is encouraged to attend the bid opening process virtually in lieu of attending the meeting in person.**

In addition, at the time of writing this notice, the City will not be opening up the physical location for public access as **City offices are closed to the public**, due to the COVID-19 Coronavirus Pandemic.



Bid openings for this project will be live-streamed from the City Clerk's Office, in the City Hall Administration Building, 4th Floor Conference Room located at 601 City Center Way, Pembroke Pines, Florida, 33025 at **2:30 PM on the bid due date**.

While recognizing the importance of public accessibility to the bid openings, and considering public health concerns, in the abundance of caution, the City is requesting that interested parties utilize live streaming as a safe way for vendors and the public to view the bid opening process in lieu of attending the meeting in person.

The public is invited to attend the meeting virtually via the Cisco Webex Meetings platform.

- Cisco Webex Meeting Number: 717 019 586
- Join by Phone Number: +1-408-418-9388

The public may download the **Cisco Webex Meetings app** from <https://www.webex.com/downloads.html/>, to view and listen to the meeting, however please make sure to mute your phone/microphone/device's audio and camera as the **public may attend the meeting but will not be allowed to comment or participate in the proceedings.**

If any member of the public requires additional information about this meeting or has any questions about how to access the meeting, please contact:

Danny Benedit, Procurement Department  
City of Pembroke Pines  
8300 South Palm Drive,  
Pembroke Pines, FL 33025  
954-518-9022  
[purchasing@ppines.com](mailto:purchasing@ppines.com)

## **1.2 PURPOSE**

The City of Pembroke Pines is seeking proposals from qualified firms, hereinafter referred to as the Contractor, to provide and install a new UPS to support the City's EOC at City Hall, in accordance with the terms, conditions, and specifications contained in this solicitation.

## **1.3 SCOPE OF WORK**

1. Contractor shall provide and install new UPS and supplementary equipment connections at City Hall per the attached engineered drawings and specifications to include reinforcement of the floor where the UPS is to be located. Details on the scope of work are included in Attachment H and Attachment I.
2. Contractor is responsible for verifying all field measurements and conditions.
3. All equipment must be installed as per all governing code requirements.



### **1.3.1 GENERAL INFORMATION**

- The minimum experience required as a licensed Electrical Contractor and/or General Contractor is 5 years for this project.
- Contractor shall provide all materials, labor, equipment, and any other necessary items required for a complete turn-key installation.
- Contractor shall, besides the attached engineered drawings and specs, provide all required documents, like submittals, densities and NOA's necessary to obtain a permit and for normal project execution.
- Contractor shall provide all testing, manufacturer warranties, and certifications.
- The successful Bidder shall employ a competent English speaking superintendent who shall be in attendance at the project site during the progress of the work. The superintendent shall be the primary representative for the Bidder and all communications given to and all decisions made by the superintendent shall be binding to the Bidder.
- Contractor will be required to schedule all work with the City's Project Manager.
- Contractor shall be responsible for all debris removal and restoration to any existing areas damaged by the contractor once the project is completed. Site shall be secured, and clean of debris at the end of each work day.
- All precautions need to be taken for life safety and protection of people, vehicles, and all other structures on the site.
- The work must be performed Monday through Friday or as required for the nature of the project, with approval of the Project Manager.
- Contractor shall limit their use on the premises for work and storage, and to allow for Owner's Occupancy.
- Contractor shall coordinate use of premises under direction of owner representative, assume full responsibility for protection and safe keeping of products under this contract stored on site, and move any stored products under Contractor's control which interfere with operations of the Owners or separate contractor.
- Contractor shall provide deck reinforcement for the concentrated load in room 409 as per structural sheet S-1.
- Contractor shall test and balance the air volume in the areas affected by the project.
- **LIQUIDATED DAMAGES:** As a breach of the service provided by this agreement would cause serious and substantial damage to city properties, and the nature of this agreement would render it impracticable or extremely difficult to fix the actual damage sustained by city by such breach, it is agreed that, in case of breach of service wherein contractor fails to maintain the properties, leaving the said properties in disrepair, city may elect to collect liquidated damages for each such breach, and contractor will pay city as liquidated damages, and not as penalty, five hundred dollars (\$500.00) for every day of such malfunction. This sum is the agreed upon amount by which city will be damaged by the breach of such service. An election to seek such remedies shall not be construed as a waiver of any legal remedies' city may have as to any subsequent breach of service under this agreement.



## **1.4 PROJECT COST ESTIMATE & TIMELINE**

Staff estimates this project to cost approximately **\$150,000**, which does not include permit costs.

The work shall be completed within **60 days** from issuance of CITY's Notice to Proceed, with an estimated start date of **March 15, 2021**.

### **1.4.1 PERMITS**

Please note that the City will waive all City related permit, license, impact or inspection fees (including the Building Department and Engineering Department Permit Fees) related to this project. Any related State or County fees, for the aforementioned permits, will be paid by the City.

In addition, the City shall cover the cost for any other permit fees related to external entities through the City's Owner's Contingency for this project, **therefore proposers should not include permit costs in their total proposal price.**

### **1.4.2 PERMIT ALLOWANCE**

With the exception of the City related permit, license, impact or inspection fees (including the Building Department and Engineering Department Permit Fees), which will be waived for this project, the City does not anticipate any additional permit, license, impact or inspection fees for this project.

## **1.5 PROPOSAL REQUIREMENTS**

The **www.bidsync.com** website allows for vendors to complete, scan and upload their documents as part of the bidder's submittal on the website. Prospective proposers interested in responding to this solicitation are requested to provide all of the information listed in this section. Submittals that do not respond completely to all of requirements specified herein may be considered non-responsive and eliminated from the process. Brevity and clarity are encouraged.

### **1.5.1 Attachment A: Contact Information Form**

- a. Attached is contact information form (Attachment A) where the vendor will enter their contact information and complete the proposal checklist. The Contact information form shall be electronically signed by the contact person authorized to represent the contractor. This form must be completed and submitted through **www.bidsync.com** as part of the bidder's submittal.
- b. The vendor must provide their pricing through the designated lines items listed on the BidSync website.
- c. Please note vendors should be registered on BidSync under the name of the organization that they are operating as and it should match the organization name





on the documents that they are submitting and utilizing when responding to the solicitation.

- d. The contact information form should contain an electronic signature of the authorized representative of the Proposer along with the address and telephone number for communications regarding the Proposal.
- e. Proposals by corporations should be executed in the corporate name by the President or other corporate officer accompanied by evidence of authority to sign. The corporate address and state of incorporation must also be shown.
- f. Proposals by partnerships should be executed in the partnership name and signed by a partner whose title and the official address of the partnership must be shown.

### **1.5.2 Attachment B: Non-Collusive Affidavit**

### **1.5.3 Attachment C: Proposer's Qualifications Statement**

### **1.5.4 Attachment F: References Form**

- a. Complete **Attachment F: References Form**, preferably where the team was the same. References should be from the last five years and should be capable of explaining and confirming your firm's capacity to successfully complete the scope of work outlined herein. As part of the proposal evaluation process, the City may conduct an investigation of references, including a record check or consumer affairs complaints. Proposers' submission of a proposal constitutes acknowledgment of the process and consent to investigate. The City is the sole judge in determining Proposers qualifications.

## **1.6 VENDOR REGISTRATION AND QUALIFICATION DOCUMENTS**

The City has implemented a new process that is intended to make the bidding process easier for vendors that bid on multiple City projects. This process will require vendors to complete and submit the following standard forms and documents at any time prior to bidding on a project. In addition, the vendors will be able to utilize these same forms without the need to re-fill and re-submit the forms each time they bid on a City project.

**Furthermore, please make sure to update this information on an as-needed basis so that all pertinent information is accurate, such as local business tax receipts, and any other relevant information.**

These forms will be found under the "Vendor Registration" group of "Qualifications" on the BidSync website for the City of Pembroke Pines. Please note that the BidSync website requires bidders to complete all of these qualifications prior to being able to submit questions on any bids, therefore, please make sure to complete this information as soon as possible.



The following documents can be completed prior to the bidding process through the BidSync website and do not need to be attached to your submittal as the BidSync website will automatically include it.

**1.6.1 Vendor Information Form**

**1.6.2 Form W-9 (Rev. October 2018)**

- a. Previously dated versions of this form will delay the processing of any payments to the selected vendor.

**1.6.3 Sworn Statement on Public Entity Crimes Form**

**1.6.4 Local Vendor Preference Certification**

- a. If claiming Local Pembroke Pines Vendor Preference, business must attach a current business tax receipt from the City of Pembroke Pines
- b. If claiming Local Broward County Vendor Preference, business must attach a current business tax receipt from Broward County or the city within Broward County where the business resides.
- c. The Local Vendor Preference Certification form must be completed by/for the proposer; the proposer **WILL NOT** qualify for Local Vendor Preference based on their sub-contractors' qualifications.

**1.6.5 Local Business Tax Receipts**

**1.6.6 Veteran Owned Small Business Preference Certification**

- a. If claiming Veteran Owned Small Business Preference Certification, business must attach the "Determination Letter" from the United States Department of Veteran Affairs Center for Verification and Evaluation notifying the business that they have been approved as a Veteran Owned Small Business (VOSB).
- b. The Veteran Owned Small Business Preference Certification form must be completed by/for the proposer; the proposer **WILL NOT** qualify for Veteran Owned Small Business Preference based on their sub-contractors' qualifications.

**1.6.7 Equal Benefits Certification Form**

**1.6.8 Vendor Drug-Free Workplace Certification Form**

**1.6.9 Scrutinized Company Certification**



**1.7 EVALUATION OF PROPOSALS & PROCESS OF SELECTION**

- A. Staff will evaluate all responsive proposals received from proposers who meet or exceed the bid requirements contained in the solicitation. Evaluations shall be based upon the information contained in the proposals as submitted.
- B. Staff will make a recommendation to the City Commission for award of contract.

**1.8 TENTATIVE SCHEDULE OF EVENTS**

<b>Event</b>	<b>Time &amp;/or Date</b>
Issuance of Solicitation (Posting Date)	<b>December 22, 2020</b>
Mandatory Pre-Bid Meeting	<b>10:00 a.m. on January 6, 2021</b>
Question Due Date	<b>January 12, 2021</b>
Anticipated Date of Issuance for the Addenda with Questions and Answers	<b>January 18, 2021</b>
Proposals will be accepted until	<b>2:00 p.m. on January 26, 2021</b>
Proposals will be opened at	<b>2:30 p.m. on January 26, 2021</b>
Evaluation of Proposals by Staff	
Recommendation of Contractor to City Commission award	<b>TBD</b>
Issuance of Notice to Proceed /	<b>TBD</b>
Project Commencement	<b>estimated start date of March 15, 2021</b>
Project Completion	<b>60 days after NTP</b>

**1.7.1 MANDATORY PRE-BID MEETING / SITE VISIT**

There will be a mandatory scheduled pre-bid meeting on **January 6, 2021, 2020 at 10:00 a.m.** Meeting location will be at the Pembroke Pines City Hall Building, Lobby, located at 601 City Center Way, Pembroke Pines, FL 33025.

**All vendors will be required to sign in at the meeting to show proof of attendance to the mandatory meeting. It is the vendor’s responsibility to make sure that they sign in at the meeting.**

**1.9 SUBMISSION REQUIREMENTS**

Bids/proposals **must be submitted electronically** at [www.bidsync.com](http://www.bidsync.com) on or before **2:00 p.m. on January 26, 2021.**

Please note vendors should be registered on BidSync under the name of the organization that they are operating as and it should match the organization name on the documents that they are submitting and utilizing when responding to the solicitation.

The vendor must provide their pricing through the designated lines items listed on the BidSync website. In addition, the vendor must complete any webforms on the BidSync website and provide any additional information requested throughout this solicitation. Any additional



information requested in the solicitation should be scanned and uploaded. **Unless otherwise specified, the City requests for vendors to upload their documents as one (1) PDF document in the order that is outline in the bid package.**

The City recommends for proposers to submit their proposals as soon as they are ready to do so. Please allow ample time to submit your proposals on the BidSync website. Proposals may be modified or withdrawn prior to the deadline for submitting Proposals. BidSync Support is happy to help you with submitting your proposal and to ensure that you are submitting your proposals correctly, but we ask that you contact their support line at 1-800-990-9339 with ample time before the bid closing date and time.

**PLEASE DO NOT SUBMIT ANY PROPOSALS VIA MAIL, E-MAIL OR FAX.**



## **SECTION 2 - INSURANCE REQUIREMENTS**

2.1 The CONTRACTOR shall indemnify and hold harmless the CITY and its officers, employees, agents and instrumentalities from any and all liability, losses or damages, including attorneys' fees and costs of defense, which the CITY or its officers, employees, agents or instrumentalities may incur as a result of claims, demands, suits, causes of actions or proceedings of any kind or nature arising out of, relating to or resulting from the performance of this Agreement by the CONTRACTOR or its employees, agents, servants, partners, principals or subcontractors. The CONTRACTOR shall pay all claims and losses in connection therewith and shall investigate and defend all claims, suits or actions of any kind or nature in the name of the CITY, where applicable, including appellate proceedings, and shall pay all costs, judgments, and attorneys' fees which may issue thereon. The CONTRACTOR expressly understands and agrees that any insurance protection required by this Agreement or otherwise provided by the CONTRACTOR shall in no way limit the responsibility to indemnify, keep and save harmless and defend the CITY or its officers, employees, agents and instrumentalities as herein provided.

2.2 CONTRACTOR shall not commence work under this Agreement until it has obtained all insurance required under this paragraph and such insurance has been approved by the Risk Manager of the CITY nor shall the CONTRACTOR allow any subcontractor to commence work on any subcontract until all similar such insurance required of the subcontractor has been obtained and similarly approved.

2.3 Certificates of Insurance, reflecting evidence of the required insurance, shall be filed with the CITY's Risk Manager prior to the commencement of this Agreement. Policies shall be issued by companies authorized to do business under the laws of the State of Florida. The insurance company shall be rated no less than "A" as to management, and no less than "Class VI" as to financial strength according to the latest edition of Best's Insurance Guide published by A.M. Best Company.

2.4 Certificates of Insurance shall provide for thirty (30) days' prior written notice to the CITY in case of cancellation or material changes in the policy limits or coverage states. If the carrier cannot provide thirty (30) days' notice of cancellation, either the CONTRACTOR or their Insurance Broker must agree to provide notice.

2.5 Insurance shall be in force until all obligations required to be fulfilled under the terms of the Agreement are satisfactorily completed as evidenced by the formal acceptance by the CITY. In the event the insurance certificate provided indicates that the insurance shall terminate and lapse during the period of this Agreement, the CONTRACTOR shall furnish, at least forty-five (45) days prior to the expiration of the date of such insurance, a renewed certificate of insurance as proof that equal and like coverage for the balance of the period of the Agreement and extension thereunder is in effect. The CONTRACTOR shall neither commence nor continue to provide any services pursuant to this Agreement unless all required insurance remains in full force and effect. CONTRACTOR shall be liable to CITY for any lapses in service resulting from a gap in insurance coverage.

2.6 REQUIRED INSURANCE



CONTRACTOR shall be required to obtain all applicable insurance coverage, as indicated below, prior to commencing any work pursuant to this Agreement:

Yes No

2.6.1 Comprehensive General Liability Insurance written on an occurrence basis including, but not limited to: coverage for bodily injury and property damage, personal & advertising injury, products & completed operations, and contractual liability. Coverage must be written on an occurrence basis, with limits of liability no less than:

1. Each Occurrence Limit - \$1,000,000
2. Fire Damage Limit (Damage to rented premises) - \$100,000
3. Personal & Advertising Injury Limit - \$1,000,000
4. General Aggregate Limit - \$2,000,000
5. Products & Completed Operations Aggregate Limit - \$2,000,000

Products & Completed Operations Coverage shall be maintained for the later of three (3) years after the delivery of goods/services or final payment under the Agreement. (For Construction projects: Increase to ten (10) years and include a Designated Construction Project(s) General Aggregate Limit)

**The City of Pembroke Pines must be shown as an additional insured with respect to this coverage. The CITY’s additional insured status shall extend to any coverage beyond the minimum limits of liability found herein.**

Yes No

2.6.2 Workers’ Compensation and Employers’ Liability Insurance covering all employees, and/or volunteers of the CONTRACTOR engaged in the performance of the scope of work associated with this Agreement. In the case any work is sublet, the CONTRACTOR shall require the subcontractors similarly to provide Workers’ Compensation Insurance for all the latter’s employees unless such employees are covered by the protection afforded by the CONTRACTOR. Coverage for the CONTRACTOR and all subcontractors shall be in accordance with applicable state and/or federal laws that may apply to Workers’ Compensation Insurance with limits of liability no less than:

1. Workers’ Compensation: Coverage A – Statutory
2. Employers Liability: Coverage B \$500,000 Each Accident  
\$500,000 Disease – Policy Limit  
\$500,000 Disease – Each Employee

If CONTRACTOR claims to be exempt from this requirement, CONTRACTOR shall provide CITY proof of such exemption along with a written request for CITY to exempt CONTRACTOR, written on CONTRACTOR letterhead.



Yes No

2.6.3 Comprehensive Auto Liability Insurance covering all owned, non-owned and hired vehicles used in connection with the performance of work under this Agreement, with a combined single limit of liability for bodily injury and property damage no less than:

- 1. Any Auto (Symbol 1)  
Combined Single Limit (Each Accident) - \$1,000,000
- 2. Hired Autos (Symbol 8)  
Combined Single Limit (Each Accident) - \$1,000,000
- 3. Non-Owned Autos (Symbol 9)  
Combined Single Limit (Each Accident) - \$1,000,000

If work under this Agreement includes transportation of hazardous materials, policy shall include pollution liability coverage equivalent to that provided by the latest version of the ISO pollution liability broadened endorsement for auto and the latest version of the ISO Motor Carrier Act endorsement, equivalents or broader language.

Yes No

2.6.3.1 If CONTRACTOR requests reduced limits under a Personal Auto Liability Policy and it is agreed to by the CITY, coverage shall include Bodily Injury limits of \$100,000 per person/\$300,000 per occurrence and Property Damage limits of \$300,000 per occurrence

Yes No

2.6.4 Umbrella/Excess Liability Insurance in the amount of **\$2,000,000.00** as determined appropriate by the CITY depending on the type of job and exposures contemplated. Coverage must be follow form of the General Liability, Auto Liability and Employer's Liability. This coverage shall be maintained for a period of no less than the later of three (3) years after the delivery of goods/services or final payment pursuant to this Agreement.

**The City of Pembroke Pines must be shown as an additional insured with respect to this coverage. The CITY's additional insured status shall extend to any coverage beyond the minimum limits of liability found herein.**

Yes No

2.6.5 Professional Liability/Errors & Omissions Insurance with a limit of liability no less than **\$1,000,000** per wrongful or negligent act. This coverage shall be maintained for a period of no less than three (3) years after the delivery of goods/services final payment pursuant to this Agreement. Retroactive date, if any, to be no later than the first day of service to the CITY. *(Limit to align with size and scope of the Agreement and exposure inherent with operation/services being performed. For Construction projects: Increase to ten (10) years.)*



Yes No

- ✘ 2.6.6 Environmental/Pollution Liability insurance shall be required with a limit of no less than \$1,000,000 per wrongful act. Coverage shall include: CONTRACTOR’s completed operations, sudden, accidental and gradual pollution conditions. This coverage shall be maintained for a period of no less than the later of three (3) years after the delivery of goods/services or final payment pursuant to this Agreement. Retroactive date, if any, to be no later than the first day of service to the CITY. *(Limit to align with size and scope of the Agreement and exposure inherent with operation/services being performed. For Construction projects: Increase to ten (10) years)*

**The City of Pembroke Pines must be shown as an additional insured with respect to this coverage. The CITY’s additional insured status shall extend to any coverage beyond the minimum limits of liability found herein.**

Yes No

- ✘ 2.6.7 Cyber Liability including Network Security and Privacy Liability with a limit of liability no less than \$1,000,000 per loss. Coverage shall include liability arising from: theft, dissemination and/or use of confidential information stored or transmitted in electronic form, unauthorized access to, use of, or tampering with computer systems, including hacker attacks or inability of an authorized third party to gain access to your services, including denial of service, and the introduction of a computer virus into, or otherwise causing damage to, a customer’s or third person’s computer, computer system, network, or similar computer-related property and the data, software and programs thereon. If vendor is collecting credit card information, it shall cover all PCI breach expenses. Coverage is to include the various state monitoring and state required remediation as well as meet the various state notification requirements. This coverage shall be maintained for a period of no less than the later of three (3) years after delivery of goods/services or final payment of the Agreement. Retroactive date, if any, to be no later than the first day of service to the CITY.

**The City of Pembroke Pines must be shown as an additional insured with respect to this coverage. The CITY’s additional insured status shall extend to any coverage beyond the minimum limits of liability found herein.**

Yes No

- ✘ 2.6.8 Crime Coverage shall include employee dishonesty, forgery or alteration, and computer fraud in an amount of no less than \$1,000,000 per loss. If CONTRACTOR is physically located on CITY’s premises, a third-party fidelity coverage extension shall apply.

Yes No

- ✘ 2.6.9 Garage Liability & Garage-keepers Legal Liability for those that manage parking lots for the CITY or service CITY vehicles. Coverage must be written on an occurrence basis, with limits of liability no less than \$1,000,000 per Occurrence, including products &





completed operations. This coverage shall be maintained for a period of no less than the later of three (3) years after the delivery of goods/services or final payment of this Agreement.

**The City of Pembroke Pines must be shown as an additional insured with respect to this coverage. The CITY’s additional insured status shall extend to any coverage beyond the minimum limits of liability found herein.**

Yes No

- \* 2.6.10 Liquor Liability for those in the business of selling, serving or furnishing of any alcoholic beverages, whether licensed or not, shall carry a limit of liability of no less than \$1,000,000 per occurrence. Coverage shall be maintained for the later of three (3) years after the delivery of goods/services or final payment under the Agreement.

**The City of Pembroke Pines must be shown as an additional insured with respect to this coverage. The CITY’s additional insured status shall extend to any coverage beyond the minimum limits of liability found herein.**

Yes No

- \* 2.6.11 Sexual Abuse & Molestation for any agreement involving a vulnerable population. Limits shall be no less than \$500,000 per occurrence. This coverage shall be maintained for a period of no less than the later of three (3) years after the delivery of goods/services or final payment of this Agreement. Retroactive date, if any, to be no later than the first day of service to the CITY. *(Limit to align with size and scope of the Agreement and exposure inherent with operation/services being performed.)*

**The City of Pembroke Pines must be shown as an additional insured with respect to this coverage. The CITY’s additional insured status shall extend to any coverage beyond the minimum limits of liability found herein.**

Yes No

- \* 2.6.12 Builder’s Risk Insurance shall be “All Risk” for one hundred percent (100%) of the completed value of the project that is the subject of this Agreement with a deductible of not more than five percent (5%) for Named Windstorm and \$20,000 per claim for all other perils. The Builder’s Risk Insurance shall include interests of the CITY, the CONTRACTOR and subcontractors of the project. The CONTRACTOR shall include a separate line item for all costs associated with the Builder’s Risk Insurance Coverage for the project. The CITY reserves the right at its sole discretion to utilize the CONTRACTOR’s Builder’s Risk Insurance or for the CITY to purchase its own Builder’s Risk Insurance for the Project. Prior to the CONTRACTOR purchasing the Builder’s Risk insurance for the project, the CONTRACTOR shall allow the CITY the opportunity to analyze the CONTRACTOR’s coverage and determine who shall purchase the coverage. Should the CITY utilize the CONTRACTOR’s Builder’s Risk Insurance, the CONTRACTOR shall be responsible for all deductibles. If the CITY chooses to purchase



the Builder’s Risk Coverage on the project, the CONTRACTOR shall provide the CITY with a change order deduct for all premiums and costs associated with the Builder’s Risk insurance in their schedule. Should the CITY choose to utilize the CITY’s Builder’s Risk Program, the CITY shall be responsible for the Named Windstorm Deductible and the CONTRACTOR shall be responsible for the All Other Perils Deductible.

If and when 100% is not available or reasonable, the CITY Risk Manager is to make the determination as to what limits are appropriate for the given project.

Yes No

2.6.13 Other Insurance

\_\_\_\_\_  
\_\_\_\_\_  
\_\_\_\_\_

2.7 REQUIRED ENDORSEMENTS

- 2.7.1 The City of Pembroke Pines shall be named as an Additional Insured on each of the Liability Policies required herein.
- 2.7.2 Waiver of all Rights of Subrogation against the CITY.
- 2.7.3 Thirty (30) Day Notice of Cancellation or Non-Renewal to the CITY.
- 2.7.4 CONTRACTOR’s policies shall be Primary & Non-Contributory.
- 2.7.5 All policies shall contain a “severability of interest” or “cross liability” clause without obligation for premium payment of the CITY.
- 2.7.6 The City of Pembroke Pines shall be named as a Loss Payee on all Property and/or Inland Marine Policies as their interest may appear.

2.8 Any and all insurance required of the CONTRACTOR pursuant to this Agreement must also be required by any subcontractor in the same limits and with all requirements as provided herein, including naming the CITY as an additional insured, in any work that is subcontracted unless such subcontractor is covered by the protection afforded by the CONTRACTOR and provided proof of such coverage is provided to CITY. The CONTRACTOR and any subcontractors shall maintain such policies during the term of this Agreement.

2.9 The CITY reserves the right to require any other additional types of insurance coverage and/or higher limits of liability it deems necessary based on the nature of work being performed under this Agreement.

2.10 The insurance requirements specified in this Agreement are minimum requirements and in no way reduce any liability the CONTRACTOR has assumed in the indemnification/hold harmless section(s) of this Agreement.





**SECTION 3 - GENERAL TERMS & CONDITIONS**

**3.1 EXAMINATION OF CONTRACT DOCUMENTS**

Before submitting a Proposal, each Proposer should (a) consider federal, state and local laws, ordinances, rules and regulations that may in any manner affect cost or performance of the work, (b) study and carefully correlate the Proposer's observations with the Proposal Documents; and (c) notify the Purchasing Manager of all conflicts, errors and discrepancies, if any, in the Proposal Documents.

The Proposer, by and through the submission of a Proposal, agrees that Proposer shall be held responsible for having familiarized themselves with the nature and extent of the work and any local conditions that may affect the work to be done and the services, equipment, materials, parts and labor required.

**3.2 CONFLICT OF INSTRUCTIONS**

If a conflict exists between the General Conditions and Instructions stated herein and specific conditions and instructions contained in specifications, the specifications shall govern.

**3.3 ADDENDA or ADDENDUM**

A formal solicitation may require an Addendum to be issued. An addendum in some way may clarify, correct or change the original solicitation (i.e. due date/time, specifications, terms, conditions, line item). Vendors submitting a proposal should check the BidSync website for any addenda issued. Vendors are cautioned not to consider verbal modifications to the solicitation, as the addendum issued through BidSync will be the only official method whereby changes will be made.

**3.4 INTERPRETATIONS AND QUESTIONS**

If the Proposer is in doubt as to the meaning of any of the Proposal Documents, is of the opinion that the Conditions and Specifications contain errors or contradictions or reflect omissions, or has any question concerning the conditions and specifications, the Proposer shall submit a question for interpretation or clarification. The City requires all questions relating to the solicitation be entered through the "Ask a Question" option tab available on the BidSync website. Responses to the questions will be provided online at [www.bidsync.com](http://www.bidsync.com). Such request must be received by the "Question Due Date" stated in the solicitation. Questions received after "Question Due Date" shall not be answered. Interpretations or clarifications in response to such questions will be issued via BidSync. The issuance of a response via BidSync is considered an Addendum and shall be the only official method whereby such an interpretation or clarification will be made.

BidSync Support is also available to assist proposers with submitting their proposal and to ensure that proposers are submitting their proposals correctly. Proposers should ensure that they contact they BidSync support line at 1-800-990-9339 with ample time before the bid closing date and time.

For all other questions related to this solicitation, please contact the Purchasing Division at [purchasing@ppines.com](mailto:purchasing@ppines.com).

**3.5 RULES, REGULATIONS, LAWS, ORDINANCES and LICENSES**

The awarded contractor shall observe and obey all laws, ordinances, rules, and regulations of the federal, state, and CITY, which may be applicable to the service being provided. The awarded firm shall have or be responsible for obtaining all necessary permits or licenses required, if necessary, in order to provide this service.



Bidder warrants by submittal that prices quoted here are in conformity with the latest federal price guidelines, if any.

### **3.6 WARRANTIES FOR USAGE**

Whenever a bid is sought, seeking a source of supply for a specified time for materials or service, the quantities or usage shown are estimated only. No guarantee or warranty is given or implied by the City as to the total amount that may or may not be purchased from any resulting contracts. These quantities are for bidders information only and will be used for tabulation and presentation of bid.

### **3.7 BRAND NAMES**

If and wherever in the specifications a brand name, make, name of manufacturer, trade name, or vendor catalog number is mentioned, it is for the purpose of establishing a grade or quality of material only. Since the City does not wish to rule out other competition and equal brands or makes, the phrase "OR EQUAL" is added. However, if a product other than that specified is bid, Bidders shall indicate on their proposal and clearly state the proposed substitution and deviation. It is the **vendor's responsibility** to provide any necessary documentation and samples within their bid submittal to prove that the product is equal to that specified. Such samples are to be furnished before the date of bid opening, unless otherwise specified. Additional evidence in the form of documentation and samples may be requested if the proposed brand is other than that specified. The City retains the right to determine if the proposed brand shall be considered as an approved equivalent or not.

### **3.8 QUALITY**

All materials used for the manufacture or construction of any supplies, materials, or equipment covered by this bid shall be new, the latest model, of the best quality, and

highest grade workmanship, unless otherwise noted.

### **3.9 SAMPLES**

Samples, when requested, must be furnished before, or at the bid opening, unless otherwise specified, and delivered free of expense to the City and if not used in testing or destroyed, will upon request within thirty (30) days of bid award be returned at the bidders expense.

### **3.10 DEVELOPMENT COSTS**

Neither the City nor its representatives shall be liable for any expenses incurred in connection with the preparation, submission or presentation of a Bid in response to this solicitation. All information in the Bid shall be provided at no cost to the City.

### **3.11 PRICING**

Prices should be stated in units of quantity specified in the bidding specifications. In case of discrepancy in computing the amount of the bid, the unit prices quoted will govern.

Bidder warrants by virtue of bidding that prices, terms, and conditions quoted in his bid will be firm for acceptance for a period of ninety (90) days from date of bid opening unless otherwise stated by the City or bidder.

### **3.12 DELIVERY POINT**

All items shall be delivered F.O.B. destination, and delivery cost and charges included in the bid price. Failure to do so may be cause for rejection of bid.

### **3.13 TAX EXEMPT STATUS**

The City is exempt from Florida Sales and Federal Excise taxes on direct purchase of tangible property.

### **3.14 CONTRACT TIME**

By virtue of the submission of the Proposal, Proposer agrees and fully understands that



the completion time of the work of the Contract is an essential and material condition of the Contract and that time is of the essence. The Successful Proposer agrees that all work shall be prosecuted regularly, diligently and uninterrupted at such rate of progress as will ensure full completion thereof within the time specified. Failure to complete the work within the time period specified shall be considered a default.

In addition, time will be of the essence for any orders placed as a result of this bid. Purchaser reserves the right to cancel such orders, or part thereof, without obligation if delivery is not made at the time(s) or place(s) specified.

### **3.15 COPYRIGHT OR PATENT RIGHTS**

Bidder warrants that there have been no violations of copyrights or patent rights in manufacturing, producing, or selling other goods shipped or ordered as a result of this bid, and seller agrees to hold the purchaser harmless from any and all liability, loss or expense occasioned by such violation.

### **3.16 PUBLIC ENTITY CRIMES**

“A person or affiliate who has been placed on the convicted vendor list following a conviction for a public entity crime may not submit a bid on a contract to provide any goods or services to a public entity, may not submit a bid on a contract with a public entity for the construction or repair of a public building or public work, may not submit bids on leases of real property to a public entity, may not be awarded or perform work as a contractor, supplier, subcontractor, or consultant under a contract with any public entity, and may not transact business with any public entity in excess of the threshold amount provided in Section 287.017, for CATEGORY TWO for a period of 36 months from the date of being placed on the convicted vendor list.”

The Public Entity Crime Affidavit Form, attached to this solicitation, includes

documentation that shall be executed by an individual authorized to bind the Proposer. The Proposer further understands and accepts that any contract issued as a result of this solicitation shall be either voidable or subject to immediate termination by the City. In the event there is any misrepresentation or lack of compliance with the mandates of Section 287.133 or Section 287.134, respectively, Florida Statutes. The City in the event in such termination, shall not incur any liability to the Bidder for any goods, services or materials furnished.

### **3.17 CONFLICT OF INTEREST**

The award of any contract hereunder is subject to the provisions of Chapter 112, Florida Statutes. Proposers must disclose with their Proposal the name of any officer, director, partner, proprietor, associate or agent who is also an officer or employee of CITY or any of its agencies. Further, all Proposers must disclose the name of any officer or employee of CITY who owns, directly or indirectly, an interest of five percent (5%) or more in the Proposer 's firm or any of its branches or affiliate companies.

### **3.18 FACILITIES**

The City reserves the right to inspect the Bidder's facilities at any time with prior notice.

### **3.19 ENVIRONMENTAL REGULATIONS**

CITY reserves the right to consider Proposer's history of citations and/or violations of environmental regulations in determining a Proposer's responsibility, and further reserves the right to declare a Proposer not responsible if the history of violations warrant such determination. Proposer shall submit with the Proposal, a complete history of all citations and/or violations, notices and dispositions thereof. The non-submission of any such documentation shall be deemed to be an affirmation by the Proposer that there are no citations or violations. Proposer shall notify



CITY immediately of notice of any citation or violation that Proposer may receive after the Proposal opening date and during the time of performance of any contract awarded to Proposers.

**3.20 SIGNATURE REQUIRED**

All proposals must be signed with the firm name and by an officer or employee having authority to bind the company or firm by his signature. FAILURE TO PROPERLY SIGN PROPOSAL SHALL INVALIDATE SAME, AND IT MAY NOT BE CONSIDERED FOR AWARD.

The individual executing this Bid on behalf of the Company warrant to the City that the Company is authorized to do business in the State of Florida, is in good standing and that Company possesses all of the required licenses and certificates of competency required by the State of Florida and Broward County to provide the goods or perform the services herein described.

The signed bid shall be considered an offer on the part of the bidder or contractor, which offer shall be deemed accepted upon approval by the City Commission of the City of Pembroke Pines and in case of default on the part of the bidder or contractor after such acceptance, the City of Pembroke Pines may take such action as it deems appropriate including legal action for damages or specific performance.

**3.21 MANUFACTURER’S CERTIFICATION**

The City of Pembroke Pines reserves the right to request from bidder separate manufacturer certification of all statements made in the proposal.

**3.22 MODIFICATION OR WITHDRAWAL OF PROPOSAL**

The City recommends for proposers to submit their proposals as soon as they are ready to do so. Please allow ample time to submit your proposals on the BidSync

website. Proposals may be modified or withdrawn prior to the deadline for submitting Proposals.

**3.23 PUBLIC BID; BID OPENING AND GENERAL EXEMPTIONS**

All submittals received by the deadline will be recorded, and will subsequently be publicly opened on the same business day at 2:30 p.m. at the office of the City Clerk, 4th Floor, 601 City Center Way, Pembroke Pines, Florida, 33025.

All Proposals received from Proposers in response to the solicitation will become the property of CITY and will not be returned to the Proposers. In the event of Contract award, all documentation produced as part of the Contract shall become the exclusive property of CITY. Proposers are requested to identify specifically any information contained in their Proposals which they consider confidential and/or proprietary and which they believe to be exempt from disclosure, citing specifically the applicable exempting law.

Pursuant to Section 119.071 of the Florida Statutes, sealed bids, proposals, or replies received by a Florida public agency shall remain exempt from disclosure until an intended decision is announced or until 30 days from the opening, whichever is earlier.

Therefore, bidders will not be able to procure a copy of their competitor's bids until an intended decision is reached or 30 days has elapsed since the time of the bid opening.

However, pursuant to Section 255.0518 of the Florida Statutes, when opening sealed bids that are received pursuant to a competitive solicitation for **construction or repairs on a public building or public work**, the entity shall:

- (a) Open the sealed bids at a public meeting.



- (b) Announce at that meeting the name of each bidder and the price submitted in the bid.
- (c) Make available upon request the name of each bidder and the price submitted in the bid.

For solicitations that are **not** for “**construction or repairs on a public building or public work**” the City shall not reveal the prices submitted in the bids until an intended decision is announced or until 30 days from the opening, whichever is earlier.

**3.24 RESERVATIONS FOR REJECTION AND AWARD**

The City of Pembroke Pines reserves the right to accept or reject any and all bids or parts of bids, to waive irregularities and technicalities, and to request rebids. The City also reserves the right to award a contract on such items(s) or service(s) the City deems will best serve its interests. All bids shall be awarded to the most responsive/responsible bidder, provided the (City) may for good cause reject any bid or part thereof. It further reserves the right to award a contract on a split order basis, or such combinations as shall best serve the interests of the City unless otherwise specified. No premiums, rebates or gratuities permitted, either with, prior to, or after award. This practice shall result in the cancellation of said award and/or return of items (as applicable) and the recommended removal of bidder from bid list(s).

**3.25 BID PROTEST**

Any protests or challenges to this competitive procurement shall be governed by Section 35.38 of the City’s Code of Ordinances.

**3.26 INDEMNIFICATION**

The Successful Proposer shall pay all claims, losses, liens, settlements or judgments of any nature whatsoever in connection with the subsequent indemnifications including, but not limited to,

reasonable attorney's fees (including appellate attorney's fees) and costs.

CITY reserves the right to select its own legal counsel to conduct any defense in any such proceeding and all costs and fees associated therewith shall be the responsibility of Successful Proposer under the indemnification agreement. Nothing contained herein is intended nor shall it be construed to waive City’s rights and immunities under the common law or Florida Statute 768.28 as amended from time to time.

Additional indemnification requirements may be included under Special Terms and Conditions and/or as part of a specimen contract included in the solicitation package.

**General Indemnification:** To the fullest extent permitted by laws and regulations, Successful Proposer shall indemnify, defend, save and hold harmless the CITY, its officers, agents and employees, harmless from any and all claims, damages, losses, liabilities and expenses, direct, indirect or consequential arising out of or in consequence of the products, goods or services furnished by or operations of the Successful Proposer or his subcontractors, agents, officers, employees or independent contractors pursuant to or in the performance of the Contract.

**Patent and Copyright Indemnification:** Successful Proposer agrees to indemnify, defend, save and hold harmless the CITY, its officers, agents and employees, from all claims, damages, losses, liabilities and expenses arising out of any alleged infringement of copyrights, patent rights and/or the unauthorized or unlicensed use of any invention, process, material, property or other work manufactured or used in connection with the performance of the Contract, including its use by CITY.

**3.27 DEFAULT PROVISION**





In the case of default by the bidder or contractor, the City of Pembroke Pines may procure the articles or services from any other sources and hold the bidder or contractor responsible for any excess costs occasioned or incurred thereby.

The City shall be the sole judge of nonperformance, which shall include any failure on the part of the successful Bidder to accept the Award, to furnish required documents, and/or to fulfill any portion of the contract within the time stipulated. Upon default by the successful Bidder to meet any terms of this agreement, the City will notify the Bidder five (5) days (weekends and holidays excluded) to remedy the default. Failure on the Contractor's part to correct the default within the required five (5) days shall result in the contract being terminated and upon the City notifying in writing the Contractor of its intentions and the effective date of the termination. The following shall constitute default:

- A. Failure to perform the Work required under the contract and/or within the time required or failing to use the subcontractor, entities and personnel as identified and set forth, and to the degree specified in the contract.
- B. Failure to begin the Work under this Bid within the time specified.
- C. Failure to perform the Work with sufficient Workers and equipment or with sufficient materials to ensure timely completion.
- D. Neglecting or refusing to remove materials or perform new Work where prior Work has been rejected as non-conforming with the terms of the contract.
- E. Becoming insolvent, being declared bankrupt, or committing act of bankruptcy or insolvency, or making an assignment renders the successful Bidder incapable of performing the Work in accordance with and as required by the contract.

F. Failure to comply with any of the terms of the contract in any material respect.

In the event of default of a contract, the successful Bidder shall pay all attorney's fees and court costs incurred in collecting any damages. The successful Bidder shall pay the City for any and all costs incurred in ensuing the completion of the project.

Additional provisions may be included in the specimen contract.

### **3.28 ACCEPTANCE OF MATERIAL**

The material delivered under this proposal shall remain the property of the seller until a physical inspection and actual usage of this material and/or services is made and thereafter accepted to the satisfaction of the City and must comply with the terms herein, and be fully in accord with specifications and of the highest quality. In the event the material and/or services supplied to the City are found to be defective or do not conform to specifications, the City reserves the right to cancel the order upon written notice to the seller and return product to seller at the sellers expense.

### **3.29 LOCAL GOVERNMENT PROMPT PAYMENT ACT**

The City complies with Florida Statute 218.70, Local Government Prompt Payment Act.

### **3.30 SCRUTINIZED COMPANIES LIST**

In accordance with Florida Statute 287.135, as amended, a company is ineligible to, and may not, bid on, submit a proposal for, or enter into or renew a contract with an agency or local governmental entity for goods or services if:

- (a) Any amount of, at the time of bidding on, submitting a proposal for, or entering into or renewing such contract, the company is on the Scrutinized Companies that Boycott Israel List, created pursuant to s. 215.4725, or is engaged in a boycott of Israel; or



(b) One million dollars or more if, at the time of bidding on, submitting a proposal for, or entering into or renewing such contract, the company:

1. Is on the Scrutinized Companies with Activities in Sudan List or the Scrutinized Companies with Activities in the Iran Petroleum Energy Sector List, created pursuant to s. 215.473; or
2. Is engaged in business operations in Syria.

By submitting a bid, proposal or response, the company, principals or owners certify that they are not listed on the Scrutinized Companies that boycott Israel List, Scrutinized Companies with activities in Sudan List, Scrutinized Companies with Activities in the Iran Petroleum Energy Sector List, or is engaged in business operations in Syria.

**3.31 PUBLIC RECORDS; TRADE SECRET, PROPRIETARY AND CONFIDENTIAL SUBMITTALS**

The Proposer’s response to this solicitation is a public record pursuant to Florida law, which is subject to disclosure by the City under the State of Florida Public Records Law, Florida Statutes Chapter 119.07 (“Public Records Law”). The City shall permit public access to all documents, papers, letters or other material submitted in connection with this solicitation and the Contract to be executed for this solicitation, subject to the provisions of Chapter 119.07 of the Florida Statutes.

Any language contained in the Proposer’s response to the solicitation purporting to require confidentiality of any portion of the Proposer’s response to the solicitation, except to the extent that certain information is in the City’s opinion a Trade Secret pursuant to Florida law, shall be void. If a Proposer submits any documents or other

information to the City which the Proposer claims is Trade Secret information and exempt from Florida Statutes Chapter 119.07 (“Public Records Laws”), the Proposer shall clearly designate that it is a Trade Secret and that it is asserting that the document or information is exempt. The Proposer must specifically identify the exemption being claimed under Florida Statutes 119.07. The City shall be the final arbiter of whether any information contained in the Proposer’s response to the solicitation constitutes a Trade Secret.

Any claim of confidentiality on financial statements must be asserted at the time of submittal. The firm must identify the specific statute that authorizes the exemption from the Public Records Law. Please note that the financial statement exemption provided for in Section 119.071(1)c, Florida Statutes only applies to submittals in response to a solicitation for a “public works” project.

EXCEPT FOR CLEARLY MARKED PORTIONS THAT ARE BONA FIDE TRADE SECRETS PURSUANT TO FLORIDA LAW, DO NOT MARK YOUR RESPONSE TO THE SOLICITATION AS PROPRIETARY OR CONFIDENTIAL. DO NOT MARK YOUR RESPONSE TO THE SOLICITATION OR ANY PART THEREOF AS COPYRIGHTED. ALL DOCUMENTS THAT THE FIRM PURPORTS TO BE CONFIDENTIAL, PROPRIETARY OR A TRADE SECRET SHALL BE UPLOADED TO THE BIDSYNC WEBSITE AS A SEPARATE ATTACHMENT CLEARLY IDENTIFYING THE EXEMPTION BEING CLAIMED UNDER FLORIDA STATUTES 119.07.

The city’s determination of whether an exemption applies shall be final, and the proposer agrees to defend, indemnify, and hold harmless the city and the city’s officers, employees, and agent, against any loss or damages incurred by any person or entity as a result of the city’s treatment of records as public records.



### 3.32 PURCHASING AGREEMENTS WITH OTHER GOVERNMENT AGENCIES

It is hereby made part of this solicitation that the submission of any bid response to this advertised request constitutes a bid made under the same or similar terms and conditions, for the same price, or better price, to other government agencies if agreeable by the bidder and the government agency.

At the option of the vendor/contractor, the use of the contract resulting from this solicitation may be extended to other governmental agencies, including the State of Florida, its agencies, political subdivisions, counties, and cities.

Each governmental agency allowed by the vendor/contractor to use this contract shall do so independently of any other governmental entity. Each agency shall be responsible for its own purchases and shall be liable only for goods or services ordered, received, and accepted. No agency receives any liability by virtue of this bid and subsequent contract award.

### 3.33 CONE OF SILENCE

**Prohibited Communication:** In accordance with the Cone of Silence Ordinance, Section 35.40 of the City's Code of Ordinances, during the course of a sealed competitive solicitation, a cone of silence shall be in effect between:

(1) Any person or entity that seeks a contract, contract amendment, award, recommendation, or approval related to a sealed competitive solicitation or that is subject to being evaluated or having its response evaluated in connection with a sealed competitive solicitation, including a person or entity's representative; and

(2) The City Manager or any person or group of persons appointed or designated by the City Commission or the City Manager to evaluate, select, or make a recommendation to the City Commission or the City Manager

regarding a sealed competitive solicitation, including any member of the selection/evaluation committee.

**Effective Dates:** A cone of silence shall be in effect during a sealed competitive solicitation process beginning upon the advertisement for the sealed competitive solicitation or during such other procurement activities as declared by the City Commission, and shall terminate at the time the City Commission takes final action or gives final approval of a contract, rejects all bids or responses to the sealed competitive solicitation, or takes other action which ends the sealed competitive solicitation process.

**Permitted communication:** The cone of silence shall not apply to:

(1) Written or oral communications with legal counsel for the city, the Procurement Department staff for the city, and the person or persons designated in the sealed competitive solicitation as the contact person for clarification or information related to the sealed competitive solicitation.

(2) Public presentations, asking questions, or providing feedback at pre-bid meetings, site visits or conferences or at a selection, evaluation or negotiation meeting related to the sealed competitive solicitation.

(3) Contract negotiations with the selected entity.

**Violations:** Any action in violation of this section shall be cause for disqualification of the bid or the proposal.



## **SECTION 4 - SPECIAL TERMS & CONDITIONS**

### **4.1 OWNER'S CONTINGENCY**

While the specifications contained in this solicitation and any ensuing Purchase Orders or contracts have incorporated all anticipated work to be accomplished, there may be unanticipated work required of the vendor in conjunction with a specific project. For this reason, the City Commission may award a project with an "Owner's Contingency". This contingency or allowance authorizes the City execute change orders up to the amount of the contingency without the need to obtain additional Commission approval. The Owner's Contingency is usually based on a specified percent of the proposed project amount and is established for the specific project being performed under the contract. This dollar amount shall be shown on the specific project purchase order as a distinct item from the vendor's overall offer to determine the total potential dollar value of the contract. It is hereby understood and agreed that the vendor shall not expend any dollars in connection with the Owner's Contingency without the expressed prior approval of the City's authorized representative. Any Owner's Contingency funds that have not been utilized at the end of the project will remain with the Owner, the contractor shall only be paid for the proposed project cost as approved by the City Commission along with any Owner Contingency expenses that were approved by the City's authorized representative.

### **4.2 SOLID WASTE CONSTRUCTION AND DEMOLITION DEBRIS COLLECTION AND DISPOSAL REQUIREMENTS**


The City of Pembroke Pines has an exclusive solid waste franchise agreement with Waste Pro of Florida, Inc. for the collection and disposal of all solid waste including construction and demolition (C & D) debris.

All applicants for bids to perform construction work for the City of Pembroke Pines shall be subject to the requirements found in the City's exclusive solid waste franchise agreement and must contract Waste Pro of Florida, Inc. for the collection and disposal of all construction and demolition debris generated at such construction job sites.

For the current applicable rates and fees for Waste Pro of Florida, Inc. dumpsters, roll-off containers, and other related solid waste service equipment needs, please contact David Perez, Waste Pro's Pembroke Pines Sales Representative at (954) 967-4200 or dperez@wasteprousa.com.

For further information related to the solid waste franchise requirements, please contact Rose Colombo, Solid Waste Franchise Agreement Contract Manager, at (954) 518-9011 or rcolombo@ppines.com.

For solid waste franchise enforcement questions, please contact the City of Pembroke Pines Code Compliance Unit at (954) 431-4466.



PEMBROKE PINES  
CITY COMMISSION

**Frank C. Ortis**  
MAYOR  
954-450-1020  
fortis@ppines.com

**Jay D. Schwartz**  
VICE MAYOR  
DISTRICT 2  
954-450-1030  
jschwartz@ppines.com

**Thomas Good, Jr.**  
COMMISSIONER  
DISTRICT 1  
954-450-1030  
tgood@ppines.com

**Angelo Castillo**  
COMMISSIONER  
DISTRICT 4  
954-450-1030  
acastillo@ppines.com

**Iris A. Siple**  
COMMISSIONER  
DISTRICT 3  
954-450-1030  
isiple@ppines.com

**Charles F. Dodge**  
CITY MANAGER  
954-450-1040  
cdodge@ppines.com

**January 20, 2021**

**Addendum #1**  
**City of Pembroke Pines**  
**RE-20-03 Purchase and Install UPS Equipment for City Center EOC**

**1. SECOND NON-MANDATORY MEETING**

There will be a second non-mandatory meeting to give vendors who attended the initial mandatory pre-bid meeting an opportunity to take any and all measurements needed. The non-mandatory meeting is scheduled for Monday, January 25<sup>th</sup>, 2021 at 10:00AM and will convene in the lobby of City Hall, located at 601 City Center Way, Pembroke Pines, FL 33025.

**2. Q&A DEADLINE EXTENSION**

The Q&A deadline has been extended to Tuesday, February 2<sup>nd</sup>, 2021.

**3. BID DUE DATE EXTENSION**

The bid due date has been changed and extended to Tuesday, February 9th, 2021.



**CONTACT INFORMATION FORM**

IN ACCORDANCE WITH “IFB # RE-20-03” titled “Purchase and Install UPS Equipment for City Center EOC” attached hereto as a part hereof, the undersigned submits the following:

**A) Contact Information**

The Contact information form shall be electronically signed by one duly authorized to do so, and in case signed by a deputy or subordinate, the principal's properly written authority to such deputy or subordinate must accompany the proposal. This form must be completed and submitted through [www.bidsync.com](http://www.bidsync.com) as part of the bidder’s submittal. The vendor must provide their pricing through the designated lines items listed on the BidSync website.

**COMPANY INFORMATION:**

COMPANY:   
STREET ADDRESS:   
CITY, STATE & ZIP CODE:

**PRIMARY CONTACT FOR THE PROJECT:**

NAME:  TITLE:   
E-MAIL:   
TELEPHONE:  FAX:

**AUTHORIZED APPROVER:**

NAME:  TITLE:   
E-MAIL:   
TELEPHONE:  FAX:   
SIGNATURE:

**B) Proposal Checklist**

Did you make sure to update the following documents found under the “Vendor Registration” group of “Qualifications” on the BidSync website for the City of Pembroke Pines?

Vendor Information Form	Yes <input type="checkbox"/>
Form W-9 (Rev. October 2018)	Yes <input type="checkbox"/>
Sworn Statement on Public Entity Crimes Form	Yes <input type="checkbox"/>
Local Vendor Preference Certification	Yes <input type="checkbox"/>
Local Business Tax Receipts	Yes <input type="checkbox"/>
Veteran Owned Small Business Preference Certification	Yes <input type="checkbox"/>
Equal Benefits Certification Form	Yes <input type="checkbox"/>
Vendor Drug-Free Workplace Certification Form	Yes <input type="checkbox"/>
Scrutinized Company Certification	Yes <input type="checkbox"/>

**C) Sample Proposal Form**

*The following sample price proposal is for information only. The vendor must provide their pricing through the designated lines items listed on the BidSync website.*

<b>Item #</b>	<b>Item Description</b>	<b>Total Cost</b>
<b>1)</b>	Total cost to purchase and install a new Uninterruptible Power System (UPS) per the scope of work specified in the IFB.	<b>Price to be Submitted Via BidSync</b>



**NON-COLLUSIVE AFFIDAVIT**

BIDDER is the ,  
(Owner, Partner, Officer, Representative or Agent)

BIDDER is fully informed respecting the preparation and contents of the attached Bid and of all pertinent circumstances respecting such Bid;

Such Bid is genuine and is not a collusive or sham Bid;

Neither the said BIDDER nor any of its officers, partners, owners, agents, representative, employees or parties in interest, including this affidavit, have in any way colluded, conspired, connived or agreed, directly or indirectly, with any other BIDDER, firm or person to submit a collusive or sham Bid in connection with the Contract for which the attached Bid has been submitted; or to refrain from bidding in connection with such Contract; or have in any manner, directly or indirectly, sought by agreement or collusion, or communications, or conference with any BIDDER, firm, or person to fix the price or prices in the attached Bid or any other BIDDER, or to fix any overhead, profit, or cost element of the Bid Price or the Bid Price of any other BIDDER, or to secure through any collusion conspiracy, connivance, or unlawful agreement any advantage against (Recipient), or any person interested in the proposed Contract;

The price of items quoted in the attached Bid are fair and proper and are not tainted by collusion, conspiracy, connivance, or unlawful agreement on the part of the BIDDER or any other of its agents, representatives, owners, employees or parties in interest, including this affidavit.

Printed Name/Signature

Title

Name of Company





**PROPOSER’S QUALIFICATIONS STATEMENT**

PROPOSER shall furnish the following information. Failure to comply with this requirement will render Bid non-responsive and shall cause its rejection. Additional sheets shall be attached as required.

PROPOSER'S Name and Principal Address:

PROPOSER’S License Number:

**(Please attach certificate of status, competency, and/or state registration.)**

Number of years your organization has been in business

State the number of years your firm has been in business under your present business name

State the number of years your firm has been in business in the work specific to this solicitation:

Names and titles of all officers, partners or individuals doing business under trade name:

IF USING A FICTITIOUS NAME, SUBMIT EVIDENCE OF COMPLIANCE WITH FLORIDA FICTITIOUS NAME STATUTE.

Under what former name has your business operated? Include a description of the business. Failure to include such information shall be deemed to be intentional misrepresentation by the City and shall render the proposer non-responsive.

At what address was that business located?

Name, address, and telephone number of surety company and agent who will provide the required bonds on this contract:

Have you ever failed to complete work awarded to you. If so, when, where and why?

Have you personally inspected the proposed WORK and do you have a complete plan for its performance?

Will you subcontract any part of this WORK? If so, give details including a list of each sub-contractor(s) that will perform work in excess of ten percent (10%) of the contract amount and the work that will be performed by each subcontractor(s).

The foregoing list of subcontractor(s) may not be amended after award of the contract without the prior written approval of the Contract Administrator, whose approval shall not be reasonably withheld.

List and describe all bankruptcy petitions (voluntary or involuntary) which have been filed by or against the Proposer, its parent or subsidiaries or predecessor organizations during the past five (5) years. Include in the description the disposition of each such petition.

List and describe all successful Bond claims made to your surety (ies) during the last five (5) years. The list and descriptions should include claims against the bond of the Proposer and its predecessor organization(s).

List all claims, arbitrations, administrative hearings and lawsuits brought by or against the Proposer or its predecessor organizations(s) during the last (10) years. The list shall include all case names; case, arbitration or hearing identification numbers; the name of the project over which the dispute arose; and a description of the subject matter of the dispute.

List and describe all criminal proceedings or hearings concerning business related offenses in which the Proposer, its principals or officers or predecessor organization(s) were defendants.

Are you an Original provider sales representative distributor, broker, manufacturer other, of the commodities/services proposed upon? If other than the original provider, explain below.

Have you ever been debarred or suspended from doing business with any governmental agency? If yes, please explain:

Describe the firm's local experience/nature of service with contracts of similar size and complexity, it the previous three (3) years:

The PROPOSER acknowledges and understands that the information contained in response to this Qualification Statement shall be relied upon by CITY in awarding the contract and such information is warranted by PROPOSER to be true. The discovery of any omission or misstatement that materially affects the PROPOSER's qualifications to perform under the contract shall cause the CITY to reject the Bid, and if after the award, to cancel and terminate the award and/or contract.

(Company Name)

(Printed Name/Signature)

# ACORD CERTIFICATE OF LIABILITY INSURANCE

DATE (MM/DD[YY])

<p>PRODUCER</p>	<p><b>THIS CERTIFICATE IS ISSUED AS A MATTER OF INFORMATION ONLY AND CONFERS NO RIGHTS UPON THE CERTIFICATE HOLDER. THIS CERTIFICATE DOES NOT AMEND, EXTEND OR ALTER THE COVERAGE AFFORDED BY THE POLICIES BELOW.</b></p>		
<p><b>INSURERS AFFORDING COVERAGE</b></p>			
<p>INSURED</p> <div style="border: 1px solid black; padding: 10px; text-align: center; font-size: 24px; font-weight: bold;">             YOUR COMPANY NAME HERE         </div>	<table style="width:100%; border-collapse: collapse;"> <tr> <td style="width:30%; border-right: 1px solid black;">                 INSURER A:                  INSURER B.                  INSURER C.                  INSURER D.                  INSURER E.             </td> <td style="width:70%; text-align: center;"> <div style="border: 1px solid black; padding: 10px; font-size: 18px; font-weight: bold;">                     Companies providing coverage                 </div> </td> </tr> </table>	INSURER A: INSURER B. INSURER C. INSURER D. INSURER E.	<div style="border: 1px solid black; padding: 10px; font-size: 18px; font-weight: bold;">                     Companies providing coverage                 </div>
INSURER A: INSURER B. INSURER C. INSURER D. INSURER E.	<div style="border: 1px solid black; padding: 10px; font-size: 18px; font-weight: bold;">                     Companies providing coverage                 </div>		

**COVERAGES**

THE POLICIES OF INSURANCE LISTED BELOW HAVE BEEN ISSUED TO THE INSURED NAMED ABOVE FOR THE POLICY PERIOD INDICATED. NOTWITHSTANDING ANY REQUIREMENT TERM OR CONDITION OF ANY CONTRACT OR OTHER DOCUMENT WITH RESPECT TO WHICH THIS CERTIFICATE MAY BE ISSUED OR MAY PERTAIN THE INSURANCE AFFORDED BY THE POLICIES DESCRIBED HEREIN IS SUBJECT TO ALL THE TERMS, EXCLUSIONS AND CONDITIONS OF SUCH POLICIES. AGGREGATE LIMITS SHOWN MAY HAVE BEEN REDUCED BY PAID CLAIMS.

INSR LTR	TYPE OF INSURANCE	POLICY NUMBER	POLICY EFFECTIVE DATE (MM/DDYY)	POLICY EXPIRATION DATE (MM/DDYY)	LIMITS												
	<p><b>GENERAL LIABILITY</b></p> <input type="checkbox"/> COMMERCIAL GENERAL LIABILITY <input checked="" type="checkbox"/> CLAIMS MADE <input type="checkbox"/> OCCUR  GEN'L AGGREGATE LIMIT APPLIES PER: <input type="checkbox"/> policy <input type="checkbox"/> project <input type="checkbox"/> loc	Must Include General Liability			EACH OCCURRENCE    \$ FIRE DAMAGE (Any one fire)    \$ MED EXP (Any one person)    \$ PERSONAL & ADV INJURY    \$ GENERAL AGGREGATE    \$ PRODUCTS - COMP/OP AGG    \$												
	<p><b>AUTOMOBILE LIABILITY</b></p> <input type="checkbox"/> ANY AUTO <input type="checkbox"/> ALL OWNED AUTOS <input type="checkbox"/> SCHEDULED AUTOS <input type="checkbox"/> HIRED AUTOS <input type="checkbox"/> NON-OWNED AUTOS	SAMPLE CERTIFICATE															
	<p><b>GARAGE LIABILITY</b></p> <input type="checkbox"/> ANY AUTO				AUTO ONLY - EA ACCIDENT    \$ OTHER THAN EA ACC    \$ AUTO ONLY:    AGG    \$												
	<p><b>EXCESS LIABILITY</b></p> <input type="checkbox"/> OCCUR <input type="checkbox"/> CLAIMS MADE  <input type="checkbox"/> DEDUCTIBLE <input type="checkbox"/> RETENTION \$				EACH OCCURRENCE    \$ AGGREGATE    \$ \$ \$												
	<p><b>WORKERS COMPENSATION AND EMPLOYERS' LIABILITY</b></p>				<table style="width:100%; border-collapse: collapse;"> <tr> <td style="width:15%; border-right: 1px solid black;">WC STATU-TORY LIMITS</td> <td style="width:15%; border-right: 1px solid black;">OTH-ER</td> <td style="width:70%;"></td> </tr> <tr> <td colspan="2"></td> <td>E.L. EACH ACCIDENT    \$</td> </tr> <tr> <td colspan="2"></td> <td>E.L. DISEASE - EA EMPLOYEE    \$</td> </tr> <tr> <td colspan="2"></td> <td>E.L. DISEASE - POLICY LIMIT    \$</td> </tr> </table>	WC STATU-TORY LIMITS	OTH-ER				E.L. EACH ACCIDENT    \$			E.L. DISEASE - EA EMPLOYEE    \$			E.L. DISEASE - POLICY LIMIT    \$
WC STATU-TORY LIMITS	OTH-ER																
		E.L. EACH ACCIDENT    \$															
		E.L. DISEASE - EA EMPLOYEE    \$															
		E.L. DISEASE - POLICY LIMIT    \$															
	OTHER																

Certificate must contain wording similar to what appears below

"THE CERTIFICATE HOLDER IS NAMED AS ADDITIONALLY INSURED WITH REGARD TO GENERAL LIABILITY"

DESCRIPTION OF OPERATIONS/LOCATIONS/VEHICLES/EXCL

<p>CERTIFICATE HOLDER</p> <div style="border: 1px solid black; padding: 5px;"> <p><b>City of Pembroke Pines</b>                          601 City Center Way                          Pembroke Pines FL 33025</p> </div>	<p>ADDITIONAL INSURED; INSURER LETTER:</p>	<p>CANCELLATION</p> <p>SHOULD ANY OF THE ABOVE DESCRIBED POLICIES BE CANCELLED BEFORE THE EXPIRATION DATE, MAIL <u>30</u> DAYS WRITTEN LEFT.</p>
		<div style="border: 1px solid black; padding: 10px; font-size: 24px; font-weight: bold;">                         City Must Be Named as Certificate Holder                     </div>
		<p>AUTHORIZED REPRESENTATIVE</p>



**CONSTRUCTION AGREEMENT**

**THIS IS AN AGREEMENT (“Agreement”)**, dated the \_\_\_\_\_ day of \_\_\_\_\_, 2020, by and between:

**CITY OF PEMBROKE PINES**, a municipal corporation of the State of Florida with a business address of **601 City Center Way, Pembroke Pines, Florida 33025** hereinafter referred to as "CITY",

and

«Vendor\_Name\_Upper\_Case», a «Vendor\_Business\_Type» as listed with the Florida Division of Corporations, authorized to do business in the State of Florida, and with a business address of «Vendor\_Address\_Line\_1», «Vendor\_Address\_Line\_2» (hereinafter referred to as the “CONTRACTOR”). CITY and CONTRACTOR may hereinafter be referred to collectively as the "Parties."

**WITNESSETH:**

In consideration of the mutual terms and conditions, promises, covenants and payments hereinafter set forth, CITY and CONTRACTOR agree as follows:

**ARTICLE 1**  
**PREAMBLE**

In order to establish the background, context and form of reference for this Agreement, and to generally express the objectives and intentions of the respective Parties herein, the following statements, representations, and explanations shall be accepted as predicates for the undertakings and commitments included within the provisions which follow, and may be relied upon by the Parties as essential elements of the mutual considerations upon which this Agreement is based.

1.1 On «Solicitation\_Advertisement\_Date», the CITY advertised its notice to bidders of the CITY's desire to hire a firm to «Service\_Description» as more particularly described in **Exhibit "A"** attached hereto and by this reference made a part hereof, for the said bid entitled:

«Solicitation\_Type\_Abbreviation» # «Solicitation\_Number»  
“«Solicitation\_Title»”

1.2 On «Bid\_Opening\_Date», the bids were opened at the offices of the City Clerk.

1.3 On «Commission\_Award\_Date», the CITY awarded the bid to CONTRACTOR and authorized the proper CITY officials to negotiate and enter into an agreement with CONTRACTOR to render the services more particularly described herein below.



1.4 Negotiations pertaining to the services to be performed by the CONTRACTOR were undertaken and this Agreement incorporates the results of such negotiation.

## **ARTICLE 2**

### **SERVICES AND RESPONSIBILITIES**

2.1 CONTRACTOR hereby agrees to perform the services for the «**Service\_Description**», ("Property") as more particularly described in, and in accordance with the Scope of Services outlined in the specifications, "«**Solicitation\_Type\_Abbreviation**» # «**Solicitation\_Number**»", attached hereto and made a part hereof as **Exhibit "A"** and CONTRACTOR's response thereto, attached hereto and made a part hereof as **Exhibit "B"**. CONTRACTOR agrees to perform all services required pursuant to this Agreement, the Sealed Bid Package, Addenda to this Agreement, and Commission award complete with proposal form.

2.2 CONTRACTOR shall furnish all services, labor, equipment, and materials necessary and as may be required in the performance of this Agreement, except as otherwise specifically provided for herein, and all work performed under this Agreement shall be done in a professional manner.

2.3 CONTRACTOR shall supervise the work force to ensure that all workers conduct themselves and perform their work in a safe and professional manner. CONTRACTOR shall comply with all OSHA safety rules and regulations in the operation of equipment and in the performance of the work. CONTRACTOR shall at all times have a competent field supervisor available to enforce these policies and procedures at the CONTRACTOR's expense.

2.4 CONTRACTOR shall provide CITY with seventy-two (72) hours written notice prior to the beginning of work under this Agreement and prior to any schedule change with the exception of changes caused by inclement weather.

2.5 CONTRACTOR hereby represents to CITY, with full knowledge that CITY is relying upon these representations when entering into this Agreement with CONTRACTOR, that CONTRACTOR has the professional expertise, experience and manpower to perform the services to be provided by CONTRACTOR pursuant to the terms of this Agreement.

2.6 CONTRACTOR hereby represents to CITY that CONTRACTOR is properly licensed by the applicable federal, state, and local agencies to provide the services under this Agreement. Furthermore, CONTRACTOR agrees to maintain such licenses during the term of this Agreement. If CONTRACTOR's license is revoked, suspended, or terminated for any reason by any governmental agency, CONTRACTOR shall notify the CITY immediately.

2.7 CONTRACTOR shall comply with any and all Federal, State, and local laws and regulations now in effect, or hereinafter enacted during the term of this Agreement, which are applicable to CONTRACTOR, its employees, agents or subcontractors, if any, with respect to the work and services described herein. A violation of any federal, state, or local law or regulation may be cause for breach, allowing the CITY to terminate this Agreement.



2.8 Return of Keys Upon completion of services rendered or termination of this agreement, CONTRACTOR must promptly return to CITY all CITY keys and/or access cards. By agreeing herein, CONTRACTOR understands that any loss or failure to return a CITY key shall subject CONTRACTOR to the costs associated with key replacement and/or re-keying. For keys unlocking several doors, replacement and re-keying costs can be substantial. In case of failure to return a key and failure to pay for key replacement and/or lock re-keying, CONTRACTOR understands that CITY shall enforce by all legal means its right to repayment for all costs incident to key replacement and/or lock re-keying.

### ARTICLE 3

#### TIME OF COMMENCEMENT AND SUBSTANTIAL COMPLETION

3.1 The work to be performed under this Agreement shall be commenced after CITY execution of the Agreement and not later than ten (10) days after the date that CONTRACTOR receives CITY's Notice to Proceed. The work shall be completed within «DaysToCompleteProject» calendar days from issuance of CITY's Notice to Proceed, subject to any permitted extensions of time pursuant to this Agreement and any amendments and/or addenda thereto. For the purposes of this Agreement, the term "completion" shall mean the satisfactory completion and final inspection of the Property by the CITY.

3.2 During the pre-construction portion of the work hereunder, the Parties agree to work diligently and in good faith in performing their obligations hereunder, so that all required permits for the construction portion of the work may be obtained. In the event that any delays in the pre-construction or construction portion of the work occur, despite the diligent efforts of the Parties hereto, and such delays are the result of force majeure or are otherwise outside of the control of either party hereto, then the Parties shall agree on an equitable extension of the time for substantial completion hereunder and any resulting increase in general condition costs.

3.3 In the event that CONTRACTOR abandons this Agreement or causes it to be terminated, CONTRACTOR shall indemnify CITY against any loss pertaining to this termination up to a maximum of the full contracted fee amount. All finished or unfinished documents, data, studies, surveys, and reports prepared by CONTRACTOR shall become the property of CITY and shall be delivered by CONTRACTOR to CITY.

### ARTICLE 4

#### COMPENSATION AND METHOD OF PAYMENT

4.1 CITY agrees to compensate CONTRACTOR for all services performed under this Agreement by CONTRACTOR upon issuance of final inspection approval / monthly for work that has been completed, inspected and properly invoiced «Compensation\_Type» «Compensation\_Amount\_Written» («Compensation\_Amount\_Numerical»), which includes a «Contingency\_Fee\_Percent» owner's contingency fee of «Contingency\_Fee\_Written» («Contingency\_Fee\_Numerical») and a «Permit\_Fee\_Percent» permit allowance of «Permit\_Fee\_Written» («Permit\_Fee\_Numerical»).



4.1.1 This contingency or allowance authorizes the CITY to execute change orders up to the amount of the contingency without the need to obtain additional Commission approval. **It is hereby understood and agreed that the CONTRACTOR shall not expend any dollars in connection with the Owner's Contingency or Allowance without the expressed prior written approval of the CITY's authorized representative.** Any Owner's Contingency funds or allowance that have not been utilized at the end of the project will remain with the CITY, the CONTRACTOR shall only be paid for the proposed project cost as approved by the City Commission along with any Owner Contingency expenses or allowances that were approved by the CITY's authorized representative.

4.1.2 The total compensation amount may not be exceeded without a written amendment to this Agreement. A retainage of ten percent (10%) will be deducted from monthly payments until fifty percent (50%) of the project is complete. Retainage will be reduced to five percent (5%) thereafter. Retainage monies will be released upon satisfactory completion and final inspection of the work. Invoices must bear the project name, project number, bid number and purchase order number. CITY has up to thirty (30) days to review, approve and pay all invoices after receipt. CONTRACTOR shall invoice CITY and provide a written request to CITY to commence the one (1) year warranty period. All necessary Releases and Affidavits and approval of final payments shall be processed before the warranty period begins. All payments shall be governed by the Local Government Prompt Payment Act, as set forth in Part VII, Chapter 218, Florida Statutes.

#### 4.2 **Method of Billing and Payment.**

4.2.1 The CITY shall within thirty (30) days, from the date the CITY's Public Service Director approves the Application for Payment, pay the CONTRACTOR the amount approved by the CITY's Public Services Director or his or her assignees.

4.2.2 Payment will be made to CONTRACTOR at:

«Vendor\_Name»  
«Vendor\_Address\_Line\_1»  
«Vendor\_Address\_Line\_2»

### **ARTICLE 5 WAIVER OF LIENS**

5.1 Prior to final payment of the amount due under the terms of this Agreement, a final waiver of lien shall be submitted by the CONTRACTOR as well as all suppliers and subcontractors who worked on the project that is the subject of this Agreement. Payment of the invoice and acceptance of such payment by CONTRACTOR shall release CITY from all claims of liability by CONTRACTOR in connection with this Agreement.

### **ARTICLE 6 WARRANTY**

6.1 CONTRACTOR warrants the work against defect for a period of one (1) year from the





date of completion of work. In the event that defect occurs during this time, CONTRACTOR shall perform such steps as required to remedy the defects. CONTRACTOR shall be responsible for any damages caused by defect to affected area or to interior structure. The one (1) year warranty period does not begin until substantial completion of the entire project, and the subsequent release of any Performance or Payment Bonds, which may be required by the original bid document.

## **ARTICLE 7**

### **CHANGES IN SCOPE OF WORK**

7.1 CITY or CONTRACTOR may request changes that would increase, decrease, or otherwise modify the Scope of Services, as described in **Exhibit "A,"** to be provided under this Agreement as described in Article 2 of this Agreement. These changes may affect the monthly compensation accordingly. Such changes or additional services must be in accordance with the provisions of the Code of Ordinances of the CITY, and must be contained in a written amendment, executed by the Parties hereto, with the same formality, equality and dignity herewith prior to any deviation from the terms of this Agreement, including the initiation of any additional or extra work.

7.2 In no event will the CONTRACTOR be compensated for any work which has not been described either herein or in a separate written agreement executed by the Parties hereto.

## **ARTICLE 8**

### **PAYMENT & PERFORMANCE BOND**

8.1 Within fifteen (15) calendar days after Notice of Award and in any event prior to commencing work, the CONTRACTOR shall execute and furnish to CITY a payment and performance bond, each written by a corporate surety, having a resident agent in the State of Florida and having been in business with a record of successful continuous operation for at least five (5) years. The surety shall hold a current certificate of authority from the Secretary of Treasury of the United States as an acceptable surety on federal bonds in accordance with United States Department of Treasury Circular No. 570. If the amount of the bond exceeds the underwriting limitation set forth in the circular, in order to qualify, the net retention of the surety company shall not exceed the underwriting limitation in the circular and the excess risks must be protected by coinsurance, reinsurance, or other methods, in accordance with Treasury Circular 297, revised September 1, 1978 (31DFR, Section 223.10, Section 223.11). Further, the surety company shall provide CITY with evidence satisfactory to CITY, that such excess risk has been protected in an acceptable manner. The surety company shall have at least the following minimum qualification in accordance with the latest edition of A.M. Best's Insurance Guide, published by Alfred M. Best Company, Inc., Ambest Road, Oldwick, New Jersey 08858:

B+ to A+

8.2 Two (2) separate bonds are required and both must be approved by the CITY. **The penal sum stated in each bond shall be 100% of the contract value.** The performance bond shall be conditioned upon the CONTRACTOR's performance of the work in the time and manner prescribed in the Agreement. The payment bond shall be conditioned upon the CONTRACTOR's promptly making payments to all persons who supply the CONTRACTOR with labor, materials and supplies



used directly or indirectly by the CONTRACTOR in the prosecution of the work provided for in this Agreement and shall provide that the surety shall pay the same in the amount not exceeding the sum provided in such bonds, together with interest at the maximum rate allowed by law; and that they shall indemnify and save harmless the CITY to the extent of any and all payments in connection with the carrying out of said Agreement which the CITY may be required to make under the law.

Pursuant to the requirements of Section 255.05(1)(a), Florida Statutes, it shall be the duty of the CONTRACTOR to record the aforesaid payment and performance bonds in the public records of Broward County, and CONTRACTOR shall be responsible for payment of all recording costs.

## **ARTICLE 9**

### **INDEMNIFICATION**

9.1 Pursuant to Section 725.06, Florida Statutes, the Parties agree that one hundred percent (100%) of the total compensation paid to CONTRACTOR for the work under this Agreement shall constitute specific consideration to CONTRACTOR for the indemnification to be provided under this Agreement. CONTRACTOR shall indemnify and hold harmless the CITY, its trustees, elected and appointed officers, agents, servants, assigns, employees, consultants, separate contractors, any of their subcontractors, sub-subcontractors, agents and employees from and against claims, demands, or causes of action whatsoever, and the resulting losses, damages, costs and expenses, including but not limited to attorneys' fees, including paralegal expenses, liabilities, damages, orders, judgments, or decrees, sustained by the CITY arising out of or resulting from performance of the work or the failure of the CONTRACTOR to take out and maintain insurance as required under this Agreement.

9.2 Upon completion of all services, obligations and duties provided for in this Agreement, or in the event of termination of this Agreement for any reason, the terms and conditions of this Article shall survive indefinitely.

9.3 CITY reserves the right to select its own legal counsel to conduct any defense in any such proceeding and all costs and fees associated therewith shall be the responsibility of CONTRACTOR.

9.4 Nothing contained herein is intended nor shall be construed to waive CITY's rights and immunities under the common law or Section 768.28, Florida Statutes, as may be amended from time to time.

## **ARTICLE 10**

### **INSURANCE**

10.1 The CONTRACTOR shall indemnify and hold harmless the CITY and its officers, employees, agents and instrumentalities from any and all liability, losses or damages, including attorneys' fees and costs of defense, which the CITY or its officers, employees, agents or instrumentalities may incur as a result of claims, demands, suits, causes of actions or proceedings of any kind or nature arising out of, relating to or resulting from the performance of this Agreement by the CONTRACTOR or its employees, agents, servants, partners, principals or subcontractors.



The CONTRACTOR shall pay all claims and losses in connection therewith and shall investigate and defend all claims, suits or actions of any kind or nature in the name of the CITY, where applicable, including appellate proceedings, and shall pay all costs, judgments, and attorneys' fees which may issue thereon. The CONTRACTOR expressly understands and agrees that any insurance protection required by this Agreement or otherwise provided by the CONTRACTOR shall in no way limit the responsibility to indemnify, keep and save harmless and defend the CITY or its officers, employees, agents and instrumentalities as herein provided.

10.2 CONTRACTOR shall not commence work under this Agreement until it has obtained all insurance required under this paragraph and such insurance has been approved by the Risk Manager of the CITY nor shall the CONTRACTOR allow any subcontractor to commence work on any subcontract until all similar such insurance required of the subcontractor has been obtained and similarly approved.

10.3 Certificates of Insurance, reflecting evidence of the required insurance, shall be filed with the CITY's Risk Manager prior to the commencement of this Agreement. Policies shall be issued by companies authorized to do business under the laws of the State of Florida. The insurance company shall be rated no less than "A" as to management, and no less than "Class VI" as to financial strength according to the latest edition of Best's Insurance Guide published by A.M. Best Company.

10.4 Certificates of Insurance shall provide for thirty (30) days' prior written notice to the CITY in case of cancellation or material changes in the policy limits or coverage states. If the carrier cannot provide thirty (30) days' notice of cancellation, either the CONTRACTOR or their Insurance Broker must agree to provide notice.

10.5 Insurance shall be in force until all obligations required to be fulfilled under the terms of the Agreement are satisfactorily completed as evidenced by the formal acceptance by the CITY. In the event the insurance certificate provided indicates that the insurance shall terminate and lapse during the period of this Agreement, the CONTRACTOR shall furnish, at least forty-five (45) days prior to the expiration of the date of such insurance, a renewed certificate of insurance as proof that equal and like coverage for the balance of the period of the Agreement and extension thereunder is in effect. The CONTRACTOR shall neither commence nor continue to provide any services pursuant to this Agreement unless all required insurance remains in full force and effect. CONTRACTOR shall be liable to CITY for any lapses in service resulting from a gap in insurance coverage.

#### 10.6 REQUIRED INSURANCE

CONTRACTOR shall be required to obtain all applicable insurance coverage, as indicated below, prior to commencing any work pursuant to this Agreement:

Yes No

- 10.6.1 Comprehensive General Liability Insurance written on an occurrence basis including, but not limited to: coverage for bodily injury and property damage, personal & advertising injury, products & completed operations, and contractual liability. Coverage must be written on an occurrence basis, with limits of liability no less than:



1. Each Occurrence Limit - \$1,000,000
2. Fire Damage Limit (Damage to rented premises) - \$100,000
3. Personal & Advertising Injury Limit - \$1,000,000
4. General Aggregate Limit - \$2,000,000
5. Products & Completed Operations Aggregate Limit - \$2,000,000

Products & Completed Operations Coverage shall be maintained for the later of three (3) years after the delivery of goods/services or final payment under the Agreement. *(For Construction projects: Increase to ten (10) years and include a Designated Construction Project(s) General Aggregate Limit)*

**The City of Pembroke Pines must be shown as an additional insured with respect to this coverage. The CITY’s additional insured status shall extend to any coverage beyond the minimum limits of liability found herein.**

Yes No

- 10.6.2 Workers’ Compensation and Employers’ Liability Insurance covering all employees, and/or volunteers of the CONTRACTOR engaged in the performance of the scope of work associated with this Agreement. In the case any work is sublet, the CONTRACTOR shall require the subcontractors similarly to provide Workers’ Compensation Insurance for all the latter’s employees unless such employees are covered by the protection afforded by the CONTRACTOR. Coverage for the CONTRACTOR and all subcontractors shall be in accordance with applicable state and/or federal laws that may apply to Workers’ Compensation Insurance with limits of liability no less than:

1. Workers’ Compensation: Coverage A – Statutory
2. Employers Liability: Coverage B \$500,000 Each Accident  
\$500,000 Disease – Policy Limit  
\$500,000 Disease – Each Employee

If CONTRACTOR claims to be exempt from this requirement, CONTRACTOR shall provide CITY proof of such exemption along with a written request for CITY to exempt CONTRACTOR, written on CONTRACTOR letterhead.

Yes No

- 10.6.3 Comprehensive Auto Liability Insurance covering all owned, non-owned and hired vehicles used in connection with the performance of work under this Agreement, with a combined single limit of liability for bodily injury and property damage no less than:

1. Any Auto (Symbol 1)  
Combined Single Limit (Each Accident) - \$1,000,000
2. Hired Autos (Symbol 8)  
Combined Single Limit (Each Accident) - \$1,000,000
3. Non-Owned Autos (Symbol 9)



Combined Single Limit (Each Accident) - \$1,000,000

If work under this Agreement includes transportation of hazardous materials, policy shall include pollution liability coverage equivalent to that provided by the latest version of the ISO pollution liability broadened endorsement for auto and the latest version of the ISO Motor Carrier Act endorsement, equivalents or broader language.

Yes No

- 10.6.3.1 If CONTRACTOR requests reduced limits under a Personal Auto Liability Policy and it is agreed to by the CITY, coverage shall include Bodily Injury limits of \$100,000 per person/\$300,000 per occurrence and Property Damage limits of \$300,000 per occurrence

Yes No

- 10.6.4 Umbrella/Excess Liability Insurance in the amount of \$\_\_\_\_\_ as determined appropriate by the CITY depending on the type of job and exposures contemplated. Coverage must be follow form of the General Liability, Auto Liability and Employer’s Liability. This coverage shall be maintained for a period of no less than the later of three (3) years after the delivery of goods/services or final payment pursuant to this Agreement.

**The City of Pembroke Pines must be shown as an additional insured with respect to this coverage. The CITY’s additional insured status shall extend to any coverage beyond the minimum limits of liability found herein.**

Yes No

- 10.6.5 Professional Liability/Errors & Omissions Insurance with a limit of liability no less than \$1,000,000 per wrongful or negligent act. This coverage shall be maintained for a period of no less than three (3) years after the delivery of goods/services final payment pursuant to this Agreement. Retroactive date, if any, to be no later than the first day of service to the CITY. *(Limit to align with size and scope of the Agreement and exposure inherent with operation/services being performed. For Construction projects: Increase to ten (10) years.)*

Yes No

- 10.6.6 Environmental/Pollution Liability insurance shall be required with a limit of no less than \$1,000,000 per wrongful act. Coverage shall include: CONTRACTOR’s completed operations, sudden, accidental and gradual pollution conditions. This coverage shall be maintained for a period of no less than the later of three (3) years after the delivery of goods/services or final payment pursuant to this Agreement. Retroactive date, if any, to be no later than the first day of service to the CITY. *(Limit to align with size and scope of the Agreement and exposure inherent with operation/services being performed. For Construction projects: Increase to ten (10) years)*

**The City of Pembroke Pines must be shown as an additional insured with respect to this coverage. The CITY’s additional insured status shall extend to any coverage beyond the minimum limits of liability found herein.**



Yes No

- 10.6.7 Cyber Liability including Network Security and Privacy Liability with a limit of liability no less than \$1,000,000 per loss. Coverage shall include liability arising from: theft, dissemination and/or use of confidential information stored or transmitted in electronic form, unauthorized access to, use of, or tampering with computer systems, including hacker attacks or inability of an authorized third party to gain access to your services, including denial of service, and the introduction of a computer virus into, or otherwise causing damage to, a customer's or third person's computer, computer system, network, or similar computer-related property and the data, software and programs thereon. If vendor is collecting credit card information, it shall cover all PCI breach expenses. Coverage is to include the various state monitoring and state required remediation as well as meet the various state notification requirements. This coverage shall be maintained for a period of no less than the later of three (3) years after delivery of goods/services or final payment of the Agreement. Retroactive date, if any, to be no later than the first day of service to the CITY.

**The City of Pembroke Pines must be shown as an additional insured with respect to this coverage. The CITY's additional insured status shall extend to any coverage beyond the minimum limits of liability found herein.**

Yes No

- 10.6.8 Crime Coverage shall include employee dishonesty, forgery or alteration, and computer fraud in an amount of no less than \$1,000,000 per loss. If CONTRACTOR is physically located on CITY's premises, a third-party fidelity coverage extension shall apply.

Yes No

- 10.6.9 Garage Liability & Garage-keepers Legal Liability for those that manage parking lots for the CITY or service CITY vehicles. Coverage must be written on an occurrence basis, with limits of liability no less than \$1,000,000 per Occurrence, including products & completed operations. This coverage shall be maintained for a period of no less than the later of three (3) years after the delivery of goods/services or final payment of this Agreement.

**The City of Pembroke Pines must be shown as an additional insured with respect to this coverage. The CITY's additional insured status shall extend to any coverage beyond the minimum limits of liability found herein.**

Yes No

- 10.6.10 Liquor Liability for those in the business of selling, serving or furnishing of any alcoholic beverages, whether licensed or not, shall carry a limit of liability of no less than \$1,000,000 per occurrence. Coverage shall be maintained for the later of three (3) years after the delivery of goods/services or final payment under the Agreement.



**The City of Pembroke Pines must be shown as an additional insured with respect to this coverage. The CITY’s additional insured status shall extend to any coverage beyond the minimum limits of liability found herein.**

Yes No

- 10.6.11 Sexual Abuse & Molestation for any agreement involving a vulnerable population. Limits shall be no less than \$500,000 per occurrence. This coverage shall be maintained for a period of no less than the later of three (3) years after the delivery of goods/services or final payment of this Agreement. Retroactive date, if any, to be no later than the first day of service to the CITY. *(Limit to align with size and scope of the Agreement and exposure inherent with operation/services being performed.)*

**The City of Pembroke Pines must be shown as an additional insured with respect to this coverage. The CITY’s additional insured status shall extend to any coverage beyond the minimum limits of liability found herein.**

Yes No

- 10.6.12 Builder’s Risk Insurance shall be “All Risk” for one hundred percent (100%) of the completed value of the project that is the subject of this Agreement with a deductible of not more than five percent (5%) for Named Windstorm and \$20,000 per claim for all other perils. The Builder’s Risk Insurance shall include interests of the CITY, the CONTRACTOR and subcontractors of the project. The CONTRACTOR shall include a separate line item for all costs associated with the Builder’s Risk Insurance Coverage for the project. The CITY reserves the right at its sole discretion to utilize the CONTRACTOR’s Builder’s Risk Insurance or for the CITY to purchase its own Builder’s Risk Insurance for the Project. Prior to the CONTRACTOR purchasing the Builder’s Risk insurance for the project, the CONTRACTOR shall allow the CITY the opportunity to analyze the CONTRACTOR’s coverage and determine who shall purchase the coverage. Should the CITY utilize the CONTRACTOR’s Builder’s Risk Insurance, the CONTRACTOR shall be responsible for all deductibles. If the CITY chooses to purchase the Builder’s Risk Coverage on the project, the CONTRACTOR shall provide the CITY with a change order deduct for all premiums and costs associated with the Builder’s Risk insurance in their schedule. Should the CITY choose to utilize the CITY’s Builder’s Risk Program, the CITY shall be responsible for the Named Windstorm Deductible and the CONTRACTOR shall be responsible for the All Other Perils Deductible.

If and when 100% is not available or reasonable, the CITY Risk Manager is to make the determination as to what limits are appropriate for the given project.

Yes No

- 10.6.13 Other Insurance

---



---



---



---

---

---

---

10.7 REQUIRED ENDORSEMENTS

10.7.1 The City of Pembroke Pines shall be named as an Additional Insured on each of the Liability Policies required herein.

10.7.2 Waiver of all Rights of Subrogation against the CITY.

10.7.3 Thirty (30) Day Notice of Cancellation or Non-Renewal to the CITY.

10.7.4 CONTRACTOR's policies shall be Primary & Non-Contributory.

10.7.5 All policies shall contain a "severability of interest" or "cross liability" clause without obligation for premium payment of the CITY.

10.7.6 The City of Pembroke Pines shall be named as a Loss Payee on all Property and/or Inland Marine Policies as their interest may appear.

10.8 Any and all insurance required of the CONTRACTOR pursuant to this Agreement must also be required by any subcontractor in the same limits and with all requirements as provided herein, including naming the CITY as an additional insured, in any work that is subcontracted unless such subcontractor is covered by the protection afforded by the CONTRACTOR and provided proof of such coverage is provided to CITY. The CONTRACTOR and any subcontractors shall maintain such policies during the term of this Agreement.

10.9 The CITY reserves the right to require any other additional types of insurance coverage and/or higher limits of liability it deems necessary based on the nature of work being performed under this Agreement.

10.10 The insurance requirements specified in this Agreement are minimum requirements and in no way reduce any liability the CONTRACTOR has assumed in the indemnification/hold harmless section(s) of this Agreement.

**ARTICLE 11**

**NON-DISCRIMINATION & EQUAL OPPORTUNITY EMPLOYMENT**

11.1 During the performance of the Agreement, neither the CONTRACTOR nor any subcontractors shall discriminate against any employee or applicant for employment because of race, religion, color, gender, national origin, sex, age, marital status, political affiliation, familial status, sexual orientation, or disability if qualified. CONTRACTOR will take affirmative action to ensure that employees are treated during employment, without regard to their race, religion, color, gender, national origin, sex, age, marital status, political affiliation, familial status, sexual orientation, or disability if qualified. Such actions must include, but not be limited to, the following: employment, promotion, demotion or transfer, recruitment or recruitment advertising, layoff or termination, rates of pay or other forms of compensation, and selection for training, including apprenticeship. CONTRACTOR shall agree to post in conspicuous places, available to





employees and applicants for employment, notices to be provided by the contracting officer setting forth the provisions of this nondiscrimination clause. CONTRACTOR further agrees that CONTRACTOR will ensure that subcontractors, if any, will be made aware of and will comply with this nondiscrimination clause.

## **ARTICLE 12**

### **INDEPENDENT CONTRACTOR**

12.1 This Agreement does not create an employee/employer relationship between the Parties. It is the intent of the Parties that the CONTRACTOR is an independent contractor under this Agreement and not the CITY's employee for all purposes, including but not limited to, the application of the Fair Labor Standards Act minimum wage and overtime payments, Federal Insurance Contribution Act, the Social Security Act, the Federal Unemployment Tax Act, the provisions of the Internal Revenue Code, the State Workers' Compensation Act, and the State unemployment insurance law. The CONTRACTOR shall retain sole and absolute discretion in the judgment of the manner and means of carrying out CONTRACTOR's activities and responsibilities hereunder provided, further that administrative procedures applicable to services rendered under this Agreement shall be those of CONTRACTOR, which policies of CONTRACTOR shall not conflict with CITY, State, H.U.D., or United States policies, rules or regulations relating to the use of CONTRACTOR's funds provided for herein. The CONTRACTOR agrees that it is a separate and independent enterprise from the CITY, that it has full opportunity to find other business, that it has made its own investment in its business, and that it will utilize a high level of skill necessary to perform the work. This Agreement shall not be construed as creating any joint employment relationship between the CONTRACTOR and the CITY and the CITY will not be liable for any obligation incurred by CONTRACTOR, including but not limited to unpaid minimum wages and/or overtime premiums.

## **ARTICLE 13**

### **TERMINATION**

13.1 *Termination for Convenience:* This Agreement may be terminated by CITY for convenience, upon **seven (7) business days** of written notice by the CITY to the CONTRACTOR for such termination in which event CONTRACTOR shall be paid its compensation for services performed to termination date, including services reasonably related to termination. In the event that CONTRACTOR abandons this Agreement or causes it to be terminated, CONTRACTOR shall indemnify CITY against loss pertaining to this termination.

13.2 *Default by CONTRACTOR:* In addition to all other remedies available to CITY, this Agreement shall be subject to cancellation by CITY for cause, should CONTRACTOR neglect or fail to perform or observe any of the terms, provisions, conditions, or requirements herein contained, if such neglect or failure shall continue for a period of thirty (30) days after receipt by CONTRACTOR of written notice of such neglect or failure.

## **ARTICLE 14**

### **AGREEMENT SUBJECT TO FUNDING**

14.1 This Agreement shall remain in full force and effect only as long as the expenditures provided for in the Agreement have been appropriated by the City Commission of the City of Pembroke Pines



in the annual budget for each fiscal year of this Agreement, and is subject to termination based on lack of funding.

## **ARTICLE 15** **UNCONTROLLABLE FORCES**

15.1 Neither CITY nor CONTRACTOR shall be considered to be in default of this Agreement if delays in or failure of performance shall be due to Uncontrollable Forces, the effect of which, by the exercise of reasonable diligence, the non-performing party could not avoid. The term "Uncontrollable Forces" shall mean any event which results in the prevention or delay of performance by a party of its obligations under this Agreement and which is beyond the reasonable control of the nonperforming party. It includes, but is not limited to fire, flood, earthquakes, storms, lightning, epidemic, war, riot, civil disturbance, sabotage, and governmental actions.

15.2 Neither party shall, however, be excused from performance if nonperformance is due to forces, which are preventable, removable, or remediable, and which the nonperforming party could have, with the exercise of reasonable diligence, prevented, removed, or remedied with reasonable dispatch. The nonperforming party shall, within a reasonable time of being prevented or delayed from performance by an uncontrollable force, give written notice to the other party describing the circumstances and uncontrollable forces preventing continued performance of the obligations of this Agreement.

## **ARTICLE 16** **GOVERNING LAW AND VENUE**

16.1 This Agreement shall be governed by and construed in accordance with the laws of the State of Florida as now and hereafter in force. The venue for any and all actions or claims arising out of or related to this Agreement shall be in Broward County, Florida.

## **ARTICLE 17** **SIGNATORY AUTHORITY**

17.1 CONTRACTOR shall provide CITY with copies of requisite documentation evidencing that the signator for CONTRACTOR has the authority to enter into this Agreement.

## **ARTICLE 18** **DEFAULT OF CONTRACT & REMEDIES**

18.1.1 **Damages.** CITY reserves the right to recover any ascertainable actual damages incurred as a result of the failure of CONTRACTOR to perform in accordance with the requirements of this Agreement, or for losses sustained by CITY resultant from CONTRACTOR's failure to perform in accordance with the requirements of this Agreement.

18.1.2 **Liquidated Damages.** As a breach of the service provided by this Agreement would cause serious and substantial damage to CITY Property, and the nature of this Agreement would render it impracticable or extremely difficult to fix the actual damage sustained by CITY by such breach, it is agreed that, in case of breach of service wherein CONTRACTOR fails to maintain the



Property, leaving the said property in disrepair, CITY may elect to collect liquidated damages for each such breach, and CONTRACTOR will pay CITY as liquidated damages, and not as penalty, «**Liquidated Damages Amount Written**» (\$«**Liquidated Damages Amount**»») for every day of such malfunction. This sum is the agreed upon amount by which CITY will be damaged by the breach of such service. An election to seek such remedies shall not be construed as a waiver of any legal remedies CITY may have as to any subsequent breach of service under this Agreement.

18.1.3 **Correction of Work.** If, in the judgment of CITY, work provided by CONTRACTOR does not conform to the requirements of this Agreement, or if the work exhibits poor workmanship, CITY reserves the right to require that CONTRACTOR correct all deficiencies in the work to bring the work into conformance without additional cost to CITY, and / or replace any personnel who fail to perform in accordance with the requirements of this Agreement. CITY shall be the sole judge of non-conformance and the quality of workmanship.

18.2 **Default of Contract.** The occurrence of any one or more of the following events shall constitute a default and breach of this Agreement by CONTRACTOR:

18.2.1. The abandonment of the Property by CONTRACTOR for a period of more than seven (7) business days.

18.2.2 The abandonment, unnecessary delay, refusal of, or failure to comply with any of the terms of this Agreement or neglect, or refusal to comply with the instructions of the Public Services Director relative thereto.

18.2.3. The failure by CONTRACTOR to observe or perform any of the terms, covenants, or conditions of this Agreement to be observed or performed by CONTRACTOR, where such failure shall continue for a period of seven (7) days after written notice thereof by CITY to CONTRACTOR; provided, however, that if the nature of CONTRACTOR's default is such that more than seven (7) days are reasonably required for its cure, then CONTRACTOR shall not be deemed to be in default if CONTRACTOR commences such cure within said seven (7) day period and thereafter diligently prosecutes such cure to completion.

18.2.4. The assignment and/or transfer of this Agreement or execution or attachment thereon by CONTRACTOR or any other party in a manner not expressly permitted hereunder.

18.2.5. The making by CONTRACTOR of any general assignment or general arrangement for the benefit of creditors, or the filing by or against CONTRACTOR of a petition to have CONTRACTOR adjudged a bankruptcy, or a petition for reorganization or arrangement under any law relating to bankruptcy (unless, in the case of a petition filed against CONTRACTOR, the same is dismissed within sixty (60) days); or the appointment of a trustee or a receiver to take possession of substantially all of CONTRACTOR's assets, or for CONTRACTOR's interest in this Agreement, where possession is not restored to CONTRACTOR within thirty (30) days; for attachment, execution or other judicial seizure of substantially all of CONTRACTOR's assets, or for CONTRACTOR's interest in this Agreement, where such seizure is not discharged within thirty (30) days.



18.3 **Remedies in Default.** In case of default by CONTRACTOR, CITY shall notify CONTRACTOR, in writing, of such abandonment, delay, refusal, failure, neglect, or default and direct CONTRACTOR to comply with all provisions of the Agreement. A copy of such written notice shall be mailed to the Surety on the Performance Bond. If the abandonment, delay, refusal, failure, neglect or default is not cured within seven (7) days of when notice was sent by CITY, CITY may declare a default of the Agreement and notify CONTRACTOR of such declaration of default and terminate the Agreement. The Surety on the Performance Bond shall within ten (10) days of such declaration of default, rectify or cause to be rectified any mismanagement or breach of service in the Agreement and assume the work of CONTRACTOR and proceed to perform services under the Agreement, at its own cost and expense.

18.3.1. Upon such declaration of default, all payments remaining due CONTRACTOR at the time of default, less all sums due CITY for damages suffered, or expenses incurred by reason of default, shall be due and payable to Surety. Thereafter the Surety shall receive monthly payments equal to those that would have been paid by the CONTRACTOR had the CONTRACTOR continued to perform the services under the Agreement.

18.3.2. CITY may complete the Agreement, or any part thereof, either by day labor or re-letting a contract for the same, and procure the equipment and the facilities necessary for the completion of the Agreement, and charge the cost of same to CONTRACTOR and/or the Surety together with the costs incident thereto to such default.

18.3.3. In the event CITY completes the Agreement at a lesser cost than would have been payable to CONTRACTOR under this Agreement, if the same had been fulfilled by CONTRACTOR, CITY shall retain such differences. Should such cost to CITY be greater, CONTRACTOR shall pay the amount of such excess to the CITY.

18.3.4 Notwithstanding the other provisions in this Article, CITY reserves the right to terminate the Agreement at any time, whenever the service provided by CONTRACTOR fails to meet reasonable standards of the trade after CITY gives written notice to the CONTRACTOR of the deficiencies as set forth in the written notice within fourteen calendar (14) days of the receipt by CONTRACTOR of such notice from CITY.

## **ARTICLE 19** **BANKRUPTCY**

19.1 It is agreed that if CONTRACTOR is adjudged bankrupt, either voluntarily or involuntarily, then this Agreement shall terminate effective on the date and at the time the bankruptcy petition is filed.

## **ARTICLE 20** **MERGER; AMENDMENT**

20.1 This Agreement constitutes the entire Agreement between CONTRACTOR and CITY, and all negotiations and oral understandings between the Parties are merged herein. This Agreement can be supplemented or amended only by a written document executed by both CONTRACTOR and



CITY with the same formality and equal dignity herewith.

## **ARTICLE 21**

### **DISPUTE RESOLUTION**

21.1 **Arbitration.** In addition to any other remedy provided hereunder, CITY, at its option, may use arbitration to resolve any controversy or claim arising out of or relating to this Agreement if arbitration is elected by CITY. Any controversy or claim arising out of or relating to this Agreement, or breach thereof, may be settled by arbitration in accordance with the rules of the American Arbitration Association and judgment upon the award rendered by the arbitrators may be entered into by any court having jurisdiction thereof. In the event arbitration is elected by CITY, such controversy or claim shall be submitted to one arbitrator selected from the National Panel of The American Arbitration Association.

#### 21.2 **Operations During Dispute.**

21.2.1 In the event that a dispute, if any, arises between CITY and CONTRACTOR relating to this Agreement, performance or compensation hereunder, CONTRACTOR shall continue to render service in full compliance with all terms and conditions of this Agreement as interpreted by CITY regardless of such dispute.

21.2.2 CONTRACTOR expressly recognizes the paramount right and duty of CITY to provide adequate maintenance of CITY's Property, and further agrees, in consideration for the execution of this Agreement, that in the event of such a dispute, if any, it will not seek injunctive relief in any court, but will negotiate with CITY for an adjustment on the matter or matters in dispute and, upon failure of said negotiations to resolve the dispute, may present the matter to a court of competent jurisdiction in an appropriate suit therefore instituted by it or by CITY.

## **ARTICLE 22**

### **PUBLIC RECORDS**

22.1 The City of Pembroke Pines is public agency subject to Chapter 119, Florida Statutes. The CONTRACTOR shall comply with Florida's Public Records Law. Specifically, the CONTRACTOR shall:

22.1.1 Keep and maintain public records required by the CITY to perform the service;

22.1.2 Upon request from the CITY's custodian of public records, provide the CITY with a copy of the requested records or allow the records to be inspected or copied within a reasonable time at a cost that does not exceed the cost provided in Chapter 119, Fla. Stat., or as otherwise provided by law;

22.1.3 Ensure that public records that are exempt or that are confidential and exempt from public record disclosure requirements are not disclosed except as authorized by law for the duration of the Agreement term and, following completion of the Agreement, CONTRACTOR shall destroy all copies of such confidential and exempt records remaining



in its possession after the CONTRACTOR transfers the records in its possession to the CITY;  
and

22.1.4 Upon completion of the Agreement, CONTRACTOR shall transfer to the CITY, at no cost to the CITY, all public records in CONTRACTOR's possession. All records stored electronically by the CONTRACTOR must be provided to the CITY, upon request from the CITY's custodian of public records, in a format that is compatible with the information technology systems of the CITY.

22.2 The failure of CONTRACTOR to comply with the provisions set forth in this Article shall constitute a Default and Breach of this Agreement and the CITY shall enforce the Default in accordance with the provisions set forth in **Article 18** of this Agreement.

**IF THE CONTRACTOR HAS QUESTIONS REGARDING THE APPLICATION OF CHAPTER 119, FLORIDA STATUTES, TO THE CONTRACTOR'S DUTY TO PROVIDE PUBLIC RECORDS RELATING TO THIS AGREEMENT, CONTACT THE CUSTODIAN OF PUBLIC RECORDS AT:**

**CITY CLERK  
601 CITY CENTER WAY, 4<sup>th</sup> FLOOR  
PEMBROKE PINES, FL 33025  
(954) 450-1050  
[mgraham@ppines.com](mailto:mgraham@ppines.com)**

**ARTICLE 23  
MISCELLANEOUS**

23.1 **Ownership of Documents.** Reports, surveys, studies, and other data provided in connection with this Agreement are and shall remain the property of CITY, whether or not the project for which they are made is completed.

23.2 **Legal Representation.** It is acknowledged that each party to this agreement had the opportunity to be represented by counsel in the preparation of this Agreement, and accordingly, the rule that a contract shall be interpreted strictly against the party preparing same shall not apply herein due to the joint contributions of both parties.

23.3 **Records.** CONTRACTOR shall keep such records and accounts and require any and all subcontractors to keep records and accounts as may be necessary in order to record complete and correct entries as to personnel hours charged to this engagement, and any expenses for which CONTRACTOR expects to be reimbursed. Such books and records will be available at all reasonable times for examination and audit by CITY and shall be kept for a period of ten (10) years after the completion of all work to be performed pursuant to this Agreement. Incomplete or incorrect entries



in such books and records will be grounds for disallowance by CITY of any fees or expenses based upon such entries.

23.4 **Assignments; Amendments.** This Agreement, and any interests herein, shall not be assigned, transferred or otherwise encumbered, under any circumstances, by CONTRACTOR without the prior written consent of CITY. For purposes of this Agreement, any change of ownership of CONTRACTOR shall constitute an assignment which requires CITY approval. However, this Agreement shall run to the benefit of CITY and its successors and assigns.

23.5 **No Contingent Fees.** CONTRACTOR warrants that it has not employed or retained any company or person, other than a bona fide employee working solely for CONTRACTOR to solicit or secure this Agreement, and that it has not paid or agreed to pay any person, company, corporation, individual or firm, other than a bona fide employee working solely for CONTRACTOR any fee, commission, percentage, gift, or other consideration contingent upon or resulting from the award or making of this Agreement. For the breach or violation of this provision, CITY shall have the right to terminate the Agreement without liability at its discretion, to deduct from the contract price, or otherwise recover the full amount of such fee, commission, percentage, gift or consideration.

23.6 **Notice.** Whenever any party desires to give notice unto any other party, it must be given by written notice, sent by certified United States mail, with return receipt requested, addressed to the party for whom it is intended and the remaining party, at the places last specified, and the places for giving of notice shall remain such until they shall have been changed by written notice in compliance with the provisions of this section. For the present, CONTRACTOR and CITY designate the following as the respective places for giving of notice:

CITY Charles F. Dodge, City Manager  
City of Pembroke Pines  
601 City Center Way  
Pembroke Pines, Florida 33025  
Telephone No. (954) 450-1040

Copy To: Samuel S. Goren, City Attorney  
Goren, Cherof, Doody & Ezrol, P.A.  
3099 East Commercial Boulevard, Suite 200  
Fort Lauderdale, Florida 33308  
Telephone No. (954) 771-4500  
Facsimile No. (954) 771-4923

CONTRACTOR «Vendor\_Contact\_Title»  
«Vendor\_Name»  
«Vendor\_Address\_Line\_1»  
«Vendor\_Address\_Line\_2»  
E-mail: «Vendor\_Email»  
Telephone No: «Vendor\_Phone\_Number»  
Cell phone No: «Vendor\_Cell\_Number»  
Facsimile No: «Vendor\_Fax\_Number»



23.7 **Binding Authority.** Each person signing this Agreement on behalf of either party individually warrants that he or she has full legal power to execute this Agreement on behalf of the party for whom he or she is signing, and to bind and obligate such party with respect to all provisions contained in this Agreement.

23.8 **Headings.** Headings herein are for the convenience of reference only and shall not be considered in any interpretation of this Agreement.

23.9 **Exhibits.** Each exhibit referred to in this Agreement forms an essential part of this Agreement. The exhibits if not physically attached should be treated as part of this Agreement and are incorporated herein by reference.

23.10 **Severability.** If any provision of this Agreement or application thereof to any person or situation shall to any extent, be held invalid or unenforceable, the remainder of this Agreement, and the application of such provisions to persons or situations other than those as to which it shall have been held invalid or unenforceable, shall not be affected thereby, and shall continue in full force and effect, and be enforced to the fullest extent permitted by law.

23.11 **Extent of Agreement.** This Agreement represents the entire and integrated agreement between CITY and CONTRACTOR and supersedes all prior negotiations, representations or agreements, either written or oral.

23.12 **Waiver.** Failure of CITY to insist upon strict performance of any provision or condition of this Agreement, or to execute any right therein contained, shall not be construed as a waiver or relinquishment for the future of any such provision, condition, or right, but the same shall remain in full force and effect.

23.13 **Attorneys' Fees.** In the event that either party brings suit for enforcement of this Agreement, each party shall bear its own attorney's fees and court costs, except as otherwise provided under the indemnification provisions set forth herein above.

23.14 **Protection of City Property.** At all times during the performance of this Agreement, CONTRACTOR shall protect CITY's property from all damage whatsoever on account of the work being carried on under this Agreement.

23.15 **Counterparts and Execution.** This Agreement may be executed in multiple originals or counterparts, each of which shall be deemed to be an original and together shall constitute one and the same agreement. Execution and delivery of this Agreement by the Parties shall be legally binding, valid and effective upon delivery of the executed documents to the other party through facsimile transmission, email, or other electronic delivery.

23.16 **Compliance with Statutes:** It shall be the CONTRACTOR's responsibility to be aware of and comply with all statutes, ordinances, rules, orders, regulations and requirements of all local, city, state, and federal agencies as applicable.





23.17 **Scrutinized Companies.** CONTRACTOR, its principals or owners, certify that they are not listed on the Scrutinized Companies that Boycott Israel List, Scrutinized Companies with Activities in Sudan List, Scrutinized Companies with Activities in the Iran Petroleum Energy Sector List, or is engaged in business operations with Syria. In accordance with Section 287.135, Florida Statutes, as amended, a company is ineligible to, and may not, bid on, submit a proposal for, or enter into or renew a contract with any agency or local governmental entity for goods or services if:

23.16.1 Any amount of, at the time bidding on, submitting a proposal for, or entering into or renewing such contract, the company is on the Scrutinized Companies that Boycott Israel List, created pursuant to Section 215.4725, Florida Statutes or is engaged in a boycott of Israel; or

23.16.2 One million dollars or more if, at the time of bidding on, submitting a proposal for, or entering into or renewing such contract, the company:

23.16.2.1 Is on the Scrutinized Companies with Activities in Sudan List or the Scrutinized Companies with Activities in the Iran Petroleum Energy Sector List, created pursuant to Section 215.473, Florida Statutes; or

23.16.2.2 Is engaged in business operations in Syria.

23.18 **Domestic Partnership.**

23.18.1 CONTRACTOR certifies that it is aware of the requirements of Section 35.39 of the CITY's Code of Ordinances and certifies that (**check only one box below**):

- CONTRACTOR currently complies with the requirements of Section 35.39 of the CITY's Code of Ordinances; or
- CONTRACTOR will comply with the conditions of Section 35.39 of the CITY's Code of Ordinances; or
- CONTRACTOR will not comply with the conditions of Section 35.39 of the CITY's Code of Ordinances; or
- CONTRACTOR does not comply with the conditions of Section 35.39 of the CITY's Code of Ordinances because of the following allowable exemption (**check only box below**):
  - CONTRACTOR does not provide benefits to employees' spouses in traditional marriages; or
  - CONTRACTOR provides an employee the cash equivalent of benefits because CONTRACTOR is unable to provide benefits to employees' Domestic Partners or spouses despite making reasonable efforts to provide them. To meet this exception, CONTRACTOR shall provide a notarized



affidavit that it has made reasonable efforts to provide such benefits. The affidavit shall state the efforts taken to provide such benefits and the amount of the cash equivalent. Case equivalent means the amount of money paid to an employee with a Domestic Partner or spouse rather than providing benefits to the employee's Domestic Partner or spouse. The case equivalent is equal to the employer's direct expense of providing benefits to an employee's spouse; or

- CONTRACTOR is a religious organization, association, society, or any non-profit charitable or educational institution or organization operated, supervised, or controlled by or in conjunction with a religious organization, association, or society; or
- CONTRACTOR is a governmental agency.

23.18.2 Except where federal or state law mandates to the contrary, a contractor awarded a contract pursuant to a competitive solicitation shall provide benefits to Domestic Partners and spouses of its employees, irrespective of gender, on the same basis as it provides benefits to employees' spouses in traditional marriages.

23.18.3 CONTRACTOR shall provide the City Manager and his/her designee, access to its records for the purpose of audits and/or investigations to ascertain compliance with the provisions of this Article, and upon request shall provide evidence that the CONTRACTOR is in compliance with the provisions of this Article upon the renewal of this AGREEMENT or when the City Manager or his/her designee receives a complaint or has reason to believe CONTRACTOR may not be in compliance with the provisions of this Article. Records shall include but not be limited to providing the City Manager and his/her designee with certified copies of CONTRACTOR's records pertaining to its benefits policies and its employment policies and practices.

23.18.4 CONTRACTOR must conspicuously make available to all employees and applicants for employment the following statement:

**“During the performance of a contract with the City of Pembroke Pines, Florida, the CONTRACTOR will provide Equal Benefits to its employees with spouses, as defined by Section 35.39 of the City of Pembroke Pines Code of Ordinances, and its employees with Domestic Partners and all Married Couples”.**

23.18.5 By executing this Agreement, CONTRACTOR certifies that it agrees to comply with the above and Section 35.39 of the City of Pembroke Pines Code of Ordinances, as may be amended from time to time.

**THE REMAINDER OF THIS PAGE**



**HAS BEEN INTENTIONALLY LEFT BLANK**



## REFERENCES FORM

Provide specific examples of similar contracts. References should be capable of explaining and confirming your firm's capacity to successfully complete the scope of work outlined herein. **This form should be duplicated for each reference and any additional information that would be helpful can be attached.**

### **Reference Contact Information:**

Name of Firm, City, County or Agency:

Address:

City/State/Zip:

Contact Name:  Title:

E-Mail Address:

Telephone:  Fax:

### **Project Information:**

Name of Contractor Performing the work:

Name and location of the project:

Nature of the firm's responsibility on the project:

Project duration:  Completion (Anticipated) Date:

Size of project:  Cost of project:

Work for which staff was responsible:

Contract Type:

The results/deliverables of the project:

## REFERENCES FORM

Provide specific examples of similar contracts. References should be capable of explaining and confirming your firm's capacity to successfully complete the scope of work outlined herein. **This form should be duplicated for each reference and any additional information that would be helpful can be attached.**

**Reference Contact Information:**

Name of Firm, City, County or Agency:

Address:

City/State/Zip:

Contact Name:  Title:

E-Mail Address:

Telephone:  Fax:

**Project Information:**

Name of Contractor Performing the work:

Name and location of the project:

Nature of the firm's responsibility on the project:

Project duration:  Completion (Anticipated) Date:

Size of project:  Cost of project:

Work for which staff was responsible:

Contract Type:

The results/deliverables of the project:

**REFERENCES FORM**

Provide specific examples of similar contracts. References should be capable of explaining and confirming your firm's capacity to successfully complete the scope of work outlined herein. **This form should be duplicated for each reference and any additional information that would be helpful can be attached.**

**Reference Contact Information:**

Name of Firm, City, County or Agency:

Address:

City/State/Zip:

Contact Name:  Title:

E-Mail Address:

Telephone:  Fax:

**Project Information:**

Name of Contractor Performing the work:

Name and location of the project:

Nature of the firm's responsibility on the project:

Project duration:  Completion (Anticipated) Date:

Size of project:  Cost of project:

Work for which staff was responsible:

Contract Type:

The results/deliverables of the project:

**REFERENCES FORM**

Provide specific examples of similar contracts. References should be capable of explaining and confirming your firm's capacity to successfully complete the scope of work outlined herein. **This form should be duplicated for each reference and any additional information that would be helpful can be attached.**

**Reference Contact Information:**

Name of Firm, City, County or Agency:

Address:

City/State/Zip:

Contact Name:  Title:

E-Mail Address:

Telephone:  Fax:

**Project Information:**

Name of Contractor Performing the work:

Name and location of the project:

Nature of the firm's responsibility on the project:

Project duration:  Completion (Anticipated) Date:

Size of project:  Cost of project:

Work for which staff was responsible:

Contract Type:

The results/deliverables of the project:

**REFERENCES FORM**

Provide specific examples of similar contracts. References should be capable of explaining and confirming your firm's capacity to successfully complete the scope of work outlined herein. **This form should be duplicated for each reference and any additional information that would be helpful can be attached.**

**Reference Contact Information:**

Name of Firm, City, County or Agency:

Address:

City/State/Zip:

Contact Name:  Title:

E-Mail Address:



Telephone:  Fax:

**Project Information:**

Name of Contractor Performing the work:

Name and location of the project:

Nature of the firm's responsibility on the project:

Project duration:  Completion (Anticipated) Date:

Size of project:  Cost of project:

Work for which staff was responsible:

Contract Type:

The results/deliverables of the project:



# FINAL/PARTIAL RELEASE OF LIEN

KNOW ALL MEN BY THESE PRESENTS:

That the undersigned, for and in consideration of the payment of the sum of \$ [Payment Amount] and other valuable consideration, paid by **City of Pembroke Pines**, receipt of which is hereby acknowledge, hereby releases and quit claims to the said [Contractor Name] its successors and assigns, and

**City of Pembroke Pines**

The owner, all liens, lien rights, claims and demands of any kind whatsoever, which the undersigned now has or might have against the building on premises legally described as:

**[Description]**  
**PO #: [PO #]**

**Invoice #: [Invoice #]**

On account of labor performed and/or material furnished for the construction of any improvements thereon. That all labor and materials used by the undersigned in the erection of said improvements have been fully paid for:

Witnesses:  _____ _____ Print Name _____ _____ Print Name	<b><u>CONTRACTOR</u></b> <b><u>[NAME OF CONTRACTOR]</u></b>  BY: _____ Print Name: _____ Title: _____
--	--

STATE OF FLORIDA    )  
  ) ss:  
COUNTY OF BROWARD )

ON THIS \_\_\_\_\_ day of \_\_\_\_\_, 20\_\_\_\_, before me, the undersigned notary public, personally appeared [Contractor's Representative] as [Job Title] of [Name of Contractor], personally known to me, or who has produced \_\_\_\_\_ as identification, and is the person who subscribed to the foregoing instrument and who acknowledged that (s)he executed the same and that (s)he was duly authorized to do so.

IN WITNESS WHEREOF, I hereunto set my hand and official seal.

\_\_\_\_\_  
NOTARY PUBLIC  
\_\_\_\_\_  
Print or Type Name

My Commission Expires:

# CIVIC CENTER

## 601 City Center Way

### Pembroke Pines, FL. 33025



## NEW UPS

# FOR E.O.C. & IT OPERATIONS

### November, 2020



**INGEMEL S.A.**  
ENGINEERING COMPANY

State of Florida CA No. 9113  
20871 Johnson Street, Suite 115  
Pembroke Pines, Florida 33029  
Phone: (954) 318-2264 Fax: (954) 450-7216

#### DRAWINGS LIST

##### MECHANICAL

M - 01 MECHANICAL PLAN - PARTIAL 4TH FLOOR,

##### ELECTRICAL

E - 01 ELECTRICAL POWER PLAN - 1ST, 2ND, & 3RD FLOOR IT ROOM  
E - 02 ELECTRICAL POWER PLAN - PARTIAL 4TH FLOOR - EXISTING  
E - 03 ELECTRICAL POWER PLAN - PARTIAL 4TH FLOOR - NEW  
E - 04 PARTIAL ELECTRICAL RISER - EXISTING  
E - 05 PARTIAL ELECTRICAL RISER - NEW  
E - 06 ELECTRICAL PANEL SCHEDULES  
E - 07 ELECTRICAL PANEL SCHEDULES  
E - 08 ELECTRICAL PANEL SCHEDULES  
E - 09 ELECTRICAL NOTES & SYMBOLS

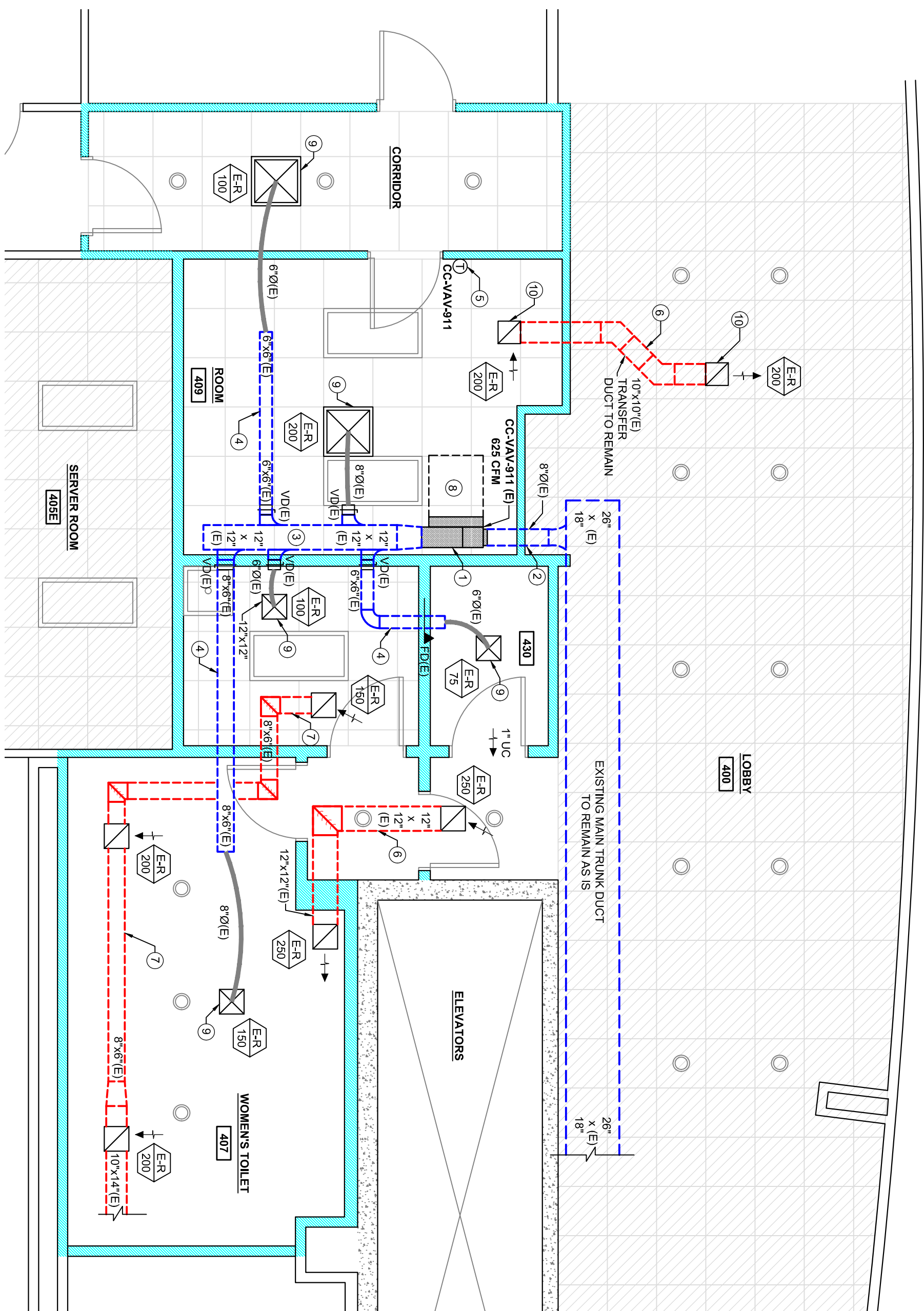
##### STRUCTURAL

S - 01 FOURTH FLOOR PARTIAL PLAN - STORAGE ROOM 409

#### SCOPE OF WORK

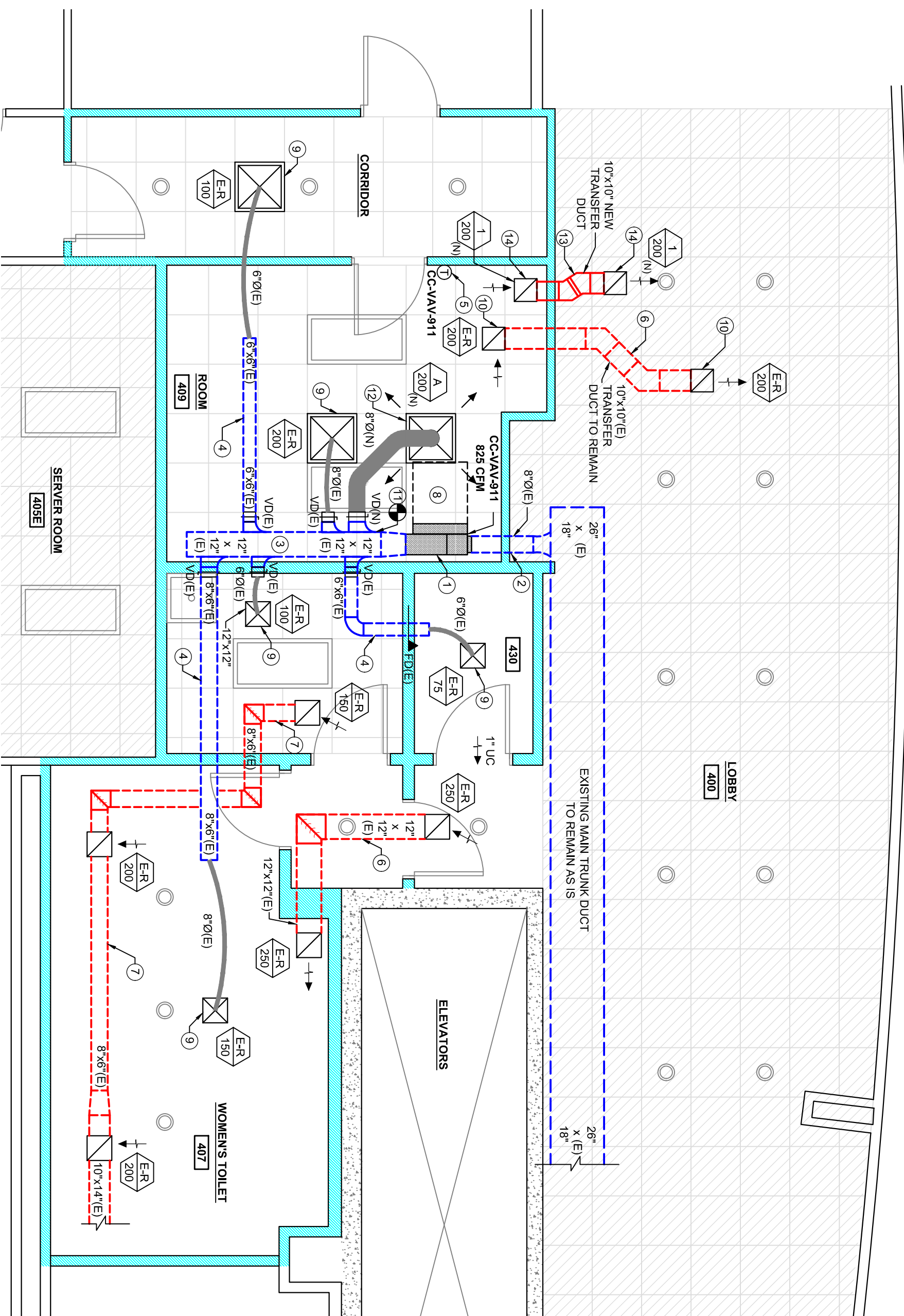
THE INTENTION OF THE SCOPE OF WORK OF THIS PROJECT CONSISTS OF PROVIDING UPS POWER TO SOME OF THE EXISTING ELECTRICAL OUTLETS SERVING THE IT ROOMS AND THE EXISTING ELECTRICAL OUTLETS SERVING THE EMERGENCY OPERATION CENTER ROOMS IN THE BUILDING.

THE SCOPE OF WORK OF THIS PROJECT CONSISTS OF THE ADDITION OF ONE NEW 3KVA UPS AND THE CHANGE OF THE SOURCE OF POWER OF SOME EXISTING ELECTRICAL OUTLETS BEING FED FROM NORMAL POWER TO BE FED FROM THE NEW UPS POWER.  
THERE IS NO ELECTRICAL LOAD ADDITION.



PARTIAL 4TH FLOOR - MECHANICAL PLAN - EXISTING

SCALE: 1/4"=1'-0"



PARTIAL 4TH FLOOR - MECHANICAL PLAN - MODIFIED

SCALE: 1/4"=1'-0"



KEY NOTES	
1	EXISTING SINGLE DUCT VAV BOX TO REMAIN. ADJUST EXISTING BOX FOR 625 CFM. INSTALLATION OF NEW SUPPLY AIR BOXES SHALL BE IN ACCORDANCE WITH THE MECHANICAL DRAWINGS. IF EXISTING VAV BOX IS FROM A DIFFERENT MANUFACTURER OR A DIFFERENT SIZE, CONVERT IT TO HANDLE THE NEW AIRFLOW INDICATED.
2	EXISTING 8" MEDIA PRESSURE INSULATED METAL ROUND DUCT TO REMAIN. EXACT LOCATION AND SIZE TO BE COVERED BY MECHANICAL CONTRACTOR AT THE FIELD.
3	EXISTING 12"x12" LOW PRESSURE INSULATED METAL DUCTWORK TO REMAIN. EXACT LOCATION AND SIZE TO BE COVERED BY MECHANICAL CONTRACTOR AT THE FIELD.
4	EXISTING BRANCH DUCT TO REMAIN THE SAME.
5	EXISTING THERMOSTAT TO REMAIN THE SAME.
6	EXISTING TRANSFER DUCT TO REMAIN THE SAME.
7	EXISTING EXHAUST DUCT TO REMAIN THE SAME.
8	SERVICE AREA FOR EXISTING VAV BOX. INSTALLATION OF NEW DIFFUSER MUST NOT COMPROMISE SERVICE AREA REQUIRED FOR BOX CONTROLS.
9	NEW DIFFUSER TO REMAIN. EXISTING VAV BOX IS ADJUSTED TO NEW AIRFLOW FROM ORIGINAL MECHANICAL DRAWINGS.
10	EXISTING TRANSFER GRILLE TO REMAIN.
11	CONNECT NEW ROUND COLLAR, VOLUME DAMPER AND NEW REAR DUCT TO SPACE FOR NEW CONNECTION AT THE FIELD.
12	NEW SUPPLY/DIFFUSER, DIFFUSER TYPE TO MATCH EXISTING.
13	NEW INSULATED GALVANIZED SHEET METAL TRANSFER DUCT. COORDINATE EXACT LOCATION IN RESPONSE TO FIELD CONDITIONS. INSULATION THICKNESS TO MATCH EXISTING.
14	NEW TRANSFER GRILLE - MIN. AREA=100 IN <sup>2</sup> . COORDINATE EXACT LOCATION IN RESPONSE TO FIELD CONDITIONS.

HVAC REQUIREMENT SCHEDULE:		YES	NO
DUCT SMOKE DETECTOR		X	
FIRE DAMPERS		X	
SMOKE DAMPERS		X	
FIRE RATED ENCLOSURE		X	
FIRE RATED ROOF/FLOOR CEILING ASSEMBLY		X	
FIRE STOPPING		X	
SMOKE CONTROL		X	

**FLORIDA ENERGY CONSERVATION CODE COMPLIANCE**  
ALL NEW & RENOVATED ITEMS SHALL COMPLY WITH THE FLORIDA ENERGY CONSERVATION CODE (2017) PRESCRIPTIVE REQUIREMENTS.

**GENERAL DUCTWORK NOTES:**  
1. ALL DUCT SIZES ARE IN INCHES UNLESS OTHERWISE INDICATED.  
2. ALL DUCTWORK DIMENSIONS INDICATED ON THIS DRAWING ARE CLEAR DIMENSIONS.

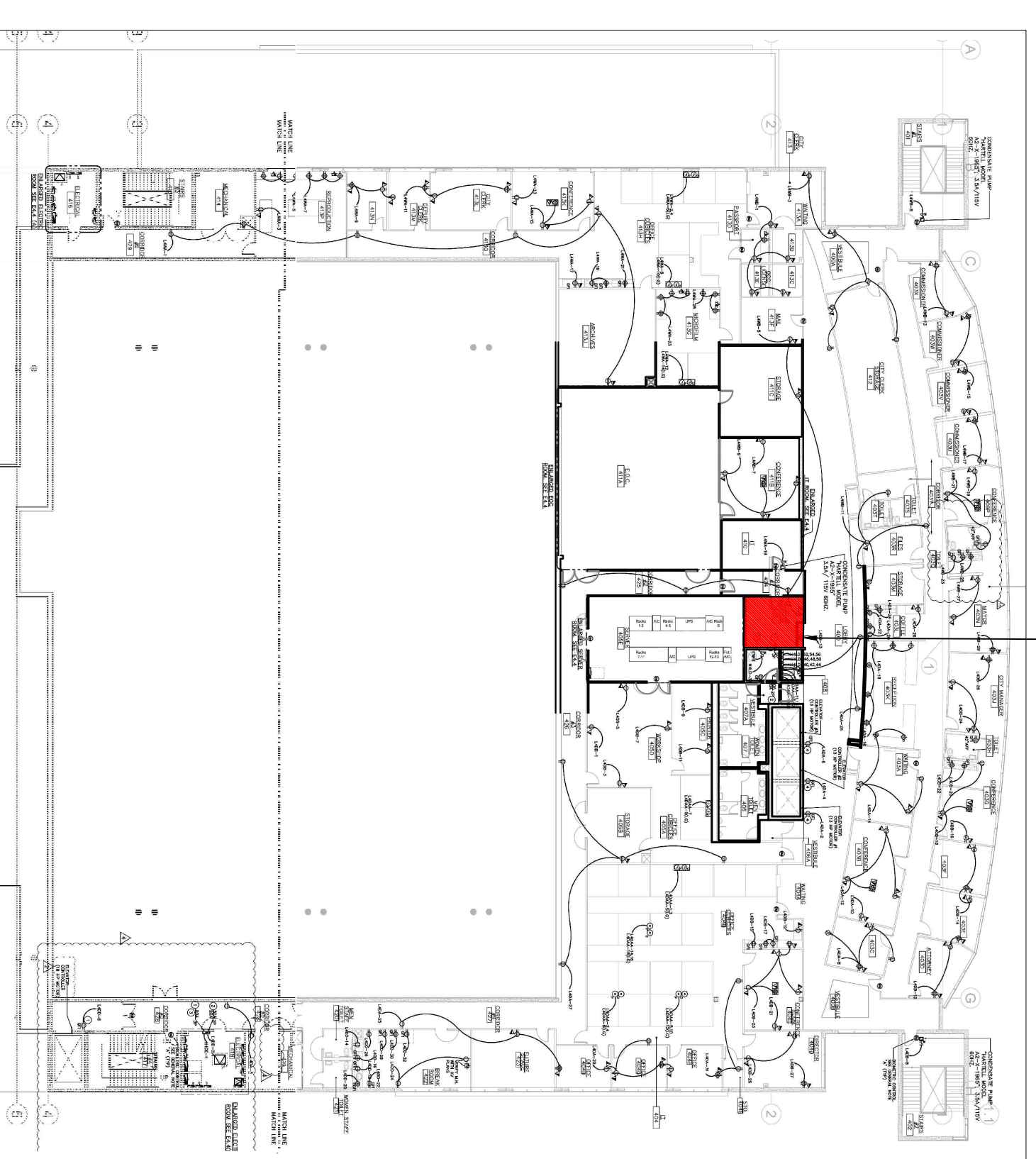
A/C LEGEND	
	DESIGNATION FOR DIFFUSER LETTER AND CFM
	PROGRAMMABLE THERMOSTAT
	EXISTING SUPPLY DUCTWORK
	NEW SUPPLY DUCTWORK
	EXISTING TRANSFER EXHAUST DUCTWORK
	NEW TRANSFER DUCTWORK
	FLEXIBLE DUCTWORK
	ELBOW WITH TURNING VANES
	BRANCH DUCT TAKEOFF
	UNDERCUT DOOR
	VOLUME DAMPER
	CEILING SUPPLY GRILLE
	CEILING RETURN GRILLE
	CONNECT NEW TO EXISTING
	EXISTING TO REMAIN
	NEW
	VARIABLE AIR VOLUME
	AREA OF WORK

SUPPLY / RETURN AIR DIFFUSER SCHEDULE					
TAG	NECK SIZE	PATTERN	MANUFACTURER	SERIES	DESCRIPTION
A	8" Ø	4-WAY	TITUS	TDC44A	18"x18" - ADJUSTABLE ALUMINUM LOUVERED FACE SUPPLY DIFFUSER WITH 24"X24" CEILING MODULE AND VOLUME DAMPER.
E-R	EXISTING	EXISTING	EXISTING	EXISTING	EXISTING SUPPLY DIFFUSER TO REMAIN. BALANCE FOR ORIGINAL AIRFLOW AS INDICATED. AFTER VAV BOX HAS BEEN ADJUSTED.
1	10" x 10"	---	TITUS	369FL	10" x 10" - TRANSFER GRILLE WITHOUT VOLUME DAMPER

**NOTES:**  
1. SELECTION OF AIR DISTRIBUTION DEVICES HAS BEEN DONE BASED ON TITUS' NOISE CRITERIA. SHALL NOT EXCEED NOISE CRITERIA OF 1.5.  
2. FINISH AND COLOR OF NEW DIFFUSER AND TRANSFER GRILLES TO MATCH EXISTING. IF EXISTING DIFFUSER OR GRILLES ARE DIFFERENT FROM SPECIFIED, MATCH EXISTING TYPE AND SIZE.

VAV BOX UNIT SCHEDULE - SINGLE DUCT									
TAG No.	MANUFACT. & MODEL	INLET CONNECT	FLOW RATE ORIGINAL (CFM)	FLOW RATE MODIFIED (CFM)	MIN. AIRFLOW (CFM)	MAX. AIRFLOW (CFM)	AIR PRESS. DROP (IN. WG)	ESP (IN. WG)	NC
CC-VAV-911	TRANCE/VEE	8" Ø	625	625	250	900	0.08	0.4	27

**NOTES:**  
1. EXISTING VAV BOX ASSUMED TO BE TRANCE MODEL VEE-9 AS PER MECHANICAL DRAWINGS. IF EXISTING VAV BOX IS FROM A DIFFERENT MANUFACTURER, CONVERT IT TO HANDLE THE NEW AIRFLOW INDICATED.



KEY PLAN - 4TH FLOOR

SCALE: N.T.S.



**INGEMEL S.A.**  
ENGINEERING COMPANY  
State of Florida CA No. 9113  
20877 Johnson Street, Suite 115  
Pembroke Pines, Florida 33029  
Phone: (954) 318-2264 Fax: (954) 450-2116



LEGENDS:


P.E. SEAL  
I DO NOT BEAR WITNESS TO THE ACCURACY OF THE INFORMATION CONTAINED HEREIN OR THE APPLICABILITY OF THE MINIMUM BUILDING CODE.

Patricia Morales, P.E.  
Professional Registration No. 63818

REV. No. DATE DESCRIPTION

11-06-20 ISSUED FOR BID

PROJECT: CIVIC CENTER NEW UPS FOR EOC & IT OPERATIONS



PROJECT ADDRESS:  
CIVIC CENTER - PEMBROKE PINES  
601 CITY CENTER WAY  
PEMBROKE PINES, FL 33025

CONTENTS:  
MECHANICAL PLAN  
PARTIAL 4TH FLOOR  
AC MODIFICATION  
ROOM 409

This drawing and the information and design application herein contained is property of INGEMEL S.A. The information contained herein may not be used or reproduced in any manner without written permission of INGEMEL S.A.

SCALE INDICATED DATE: 06-20-19

DRAWN: J.S DWG FILE: 19-036 M-01

APPROVED: P.MORALES PROJECT NO: 19-036

SHEET No.:

M - 1

SHEET: 1 OF: 1


LEGENDS:

- BLACK COLOR DENOTES EXISTING CIRCUIT AND/OR EQUIPMENT CONNECTED TO NORMAL POWER
- PURPLE COLOR DENOTES EXISTING CIRCUIT AND/OR EQUIPMENT CONNECTED TO UPS-POWER
- (E) EXISTING
- (N) NEW

P.E. SEAL  
 I DO, THE BEST OF OUR KNOWLEDGE, THE PLANS AND SPECIFICATIONS CONTAINED HEREIN, MEET ALL APPLICABLE MINIMUM BUILDING CODE

Pedro Azael P.E.  
 Florida Registration No. 63813

REV. NO.	DATE	DESCRIPTION
11-06-20	ISSUED FOR BID	

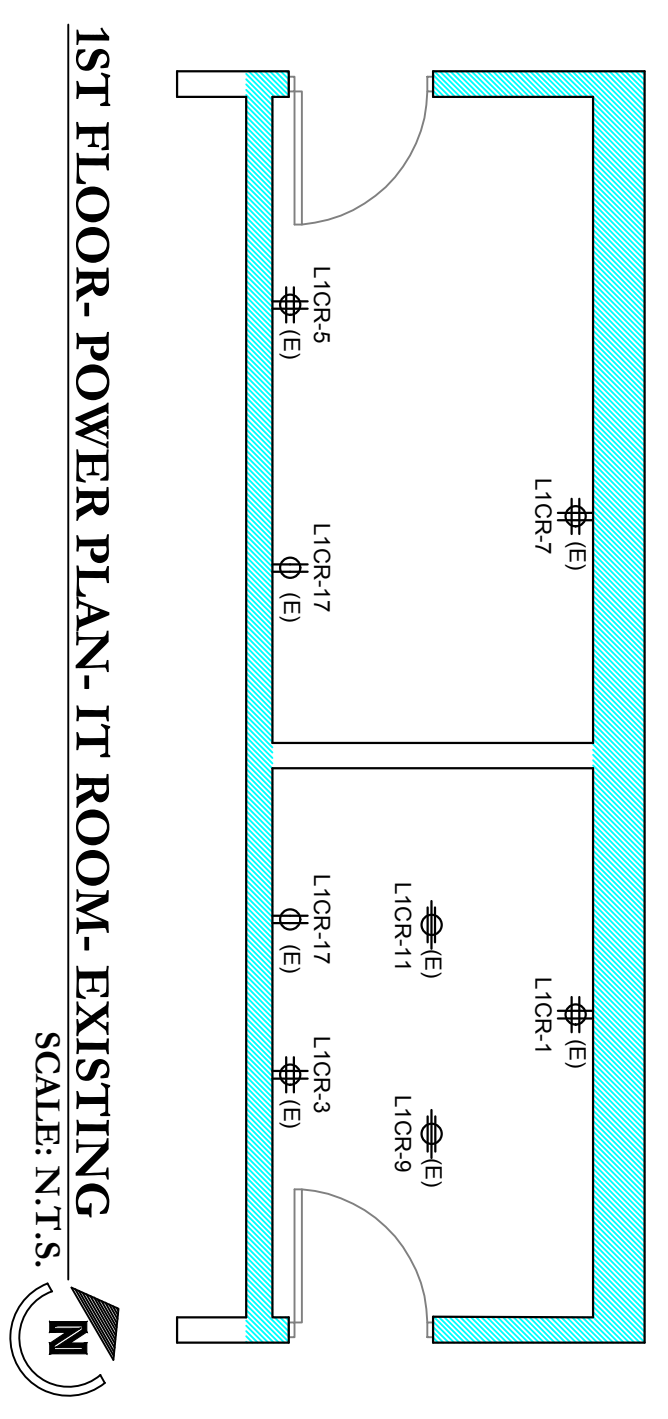
PROJECT:  
  
**CIVIC CENTER  
 NEW UPS FOR  
 EOC & IT OPERATIONS**

PROJECT ADDRESS:  
 CIVIC CENTER - PEMBROKE PINES  
 601 CITY CENTER WAY  
 PEMBROKE PINES, FL 33025

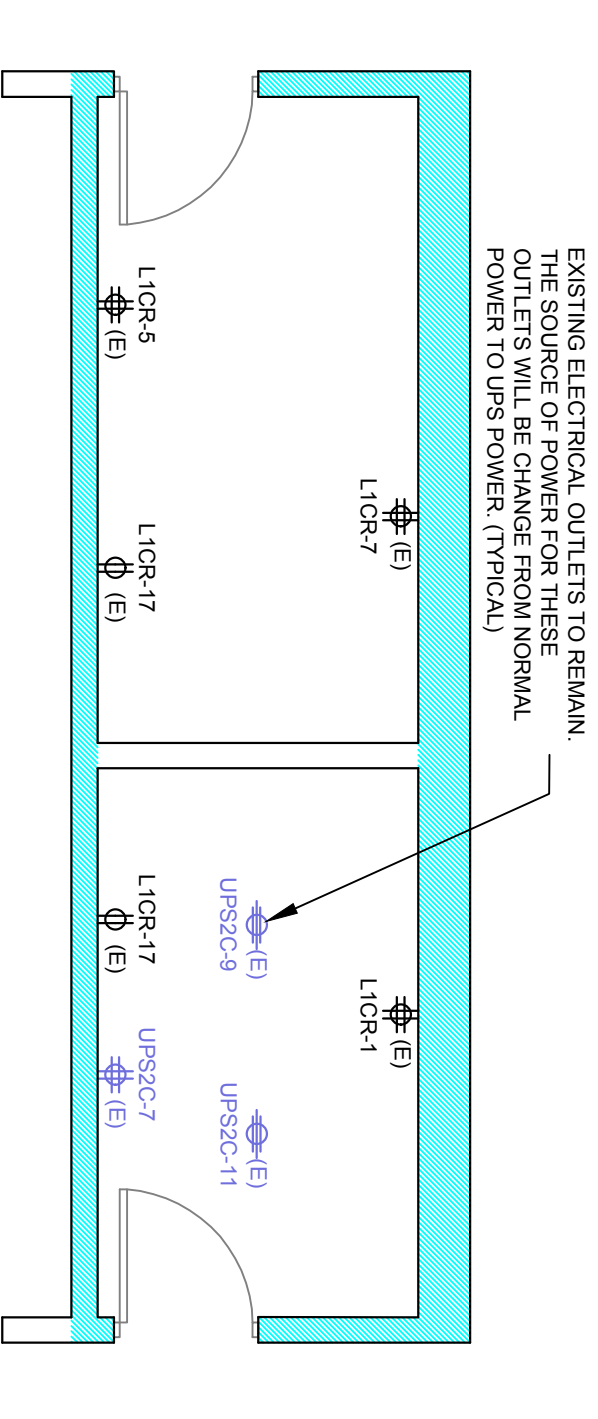
CONTENTS:  
**ELECTRICAL  
 POWER PLAN  
 1ST., 2ND. & 3RD FLOOR  
 IT ROOM**

This drawing and the information and design application herein contained is property of INGEMEL S.A. The information contained herein may not be used or reproduced in any manner without written permission of INGEMEL S.A.

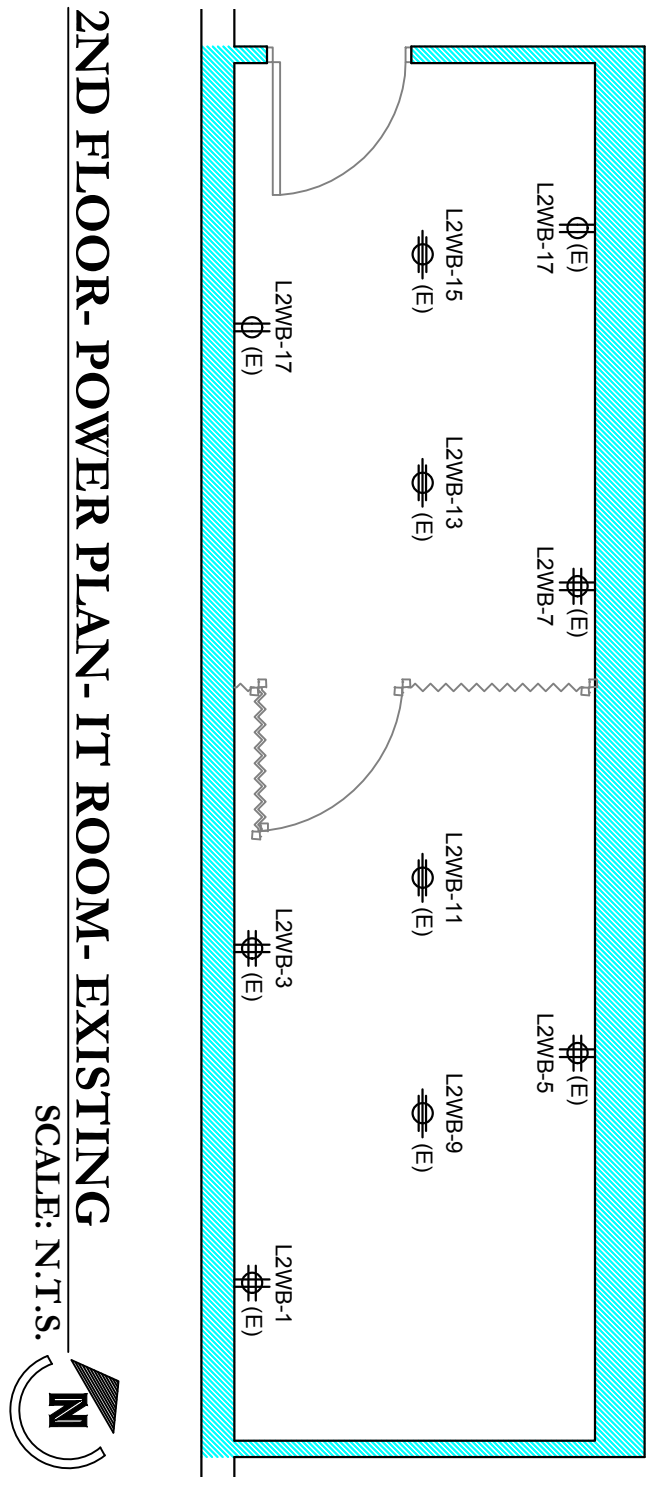
SCALE INDICATED DATE: 04-24-19  
 DRAWN: J.S. DWG FILE: 19-036 E.01  
 APPROVED: PEDRO A. PROJECT NO: 19-036



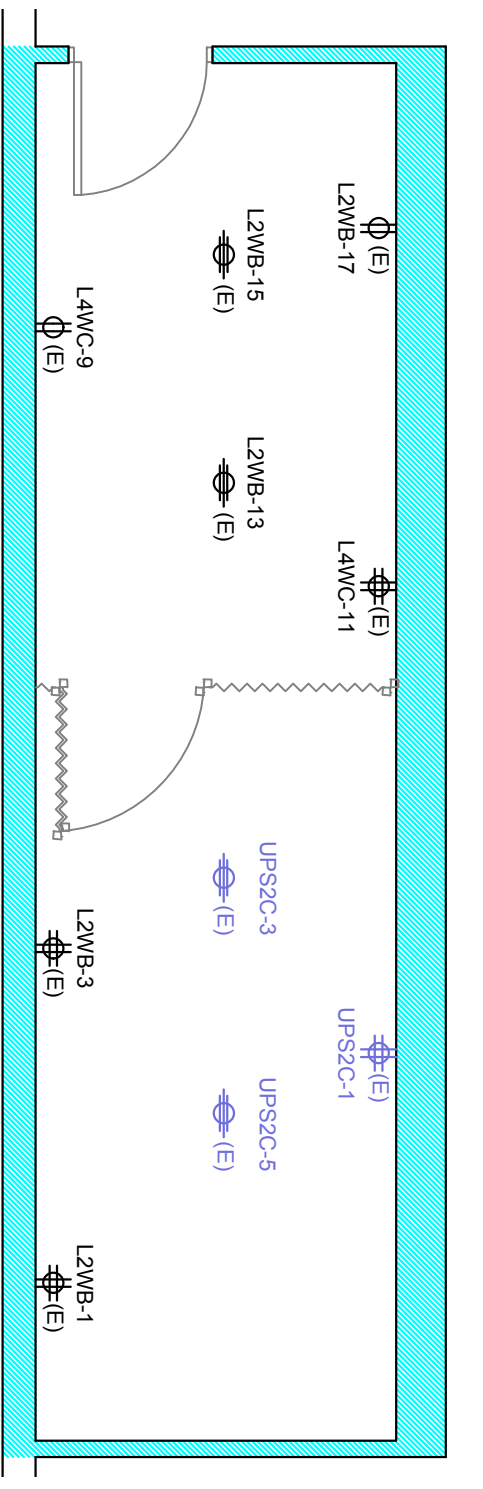
**1ST FLOOR- POWER PLAN- IT ROOM- EXISTING**  
 SCALE: N.T.S.



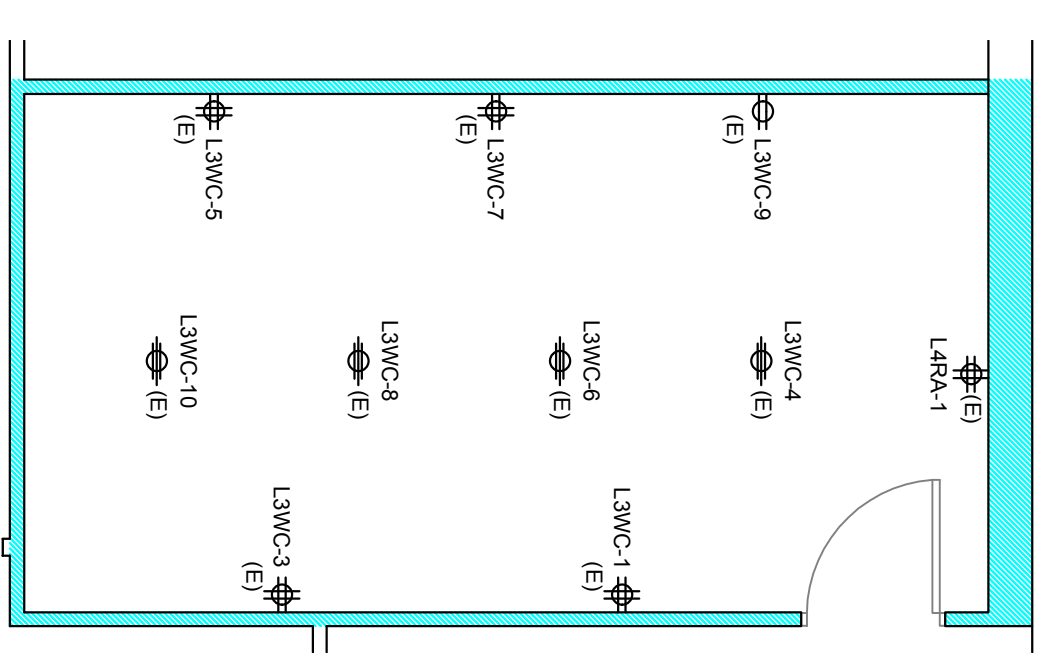
**1ST FLOOR- POWER PLAN- IT ROOM- NEW**  
 SCALE: N.T.S.



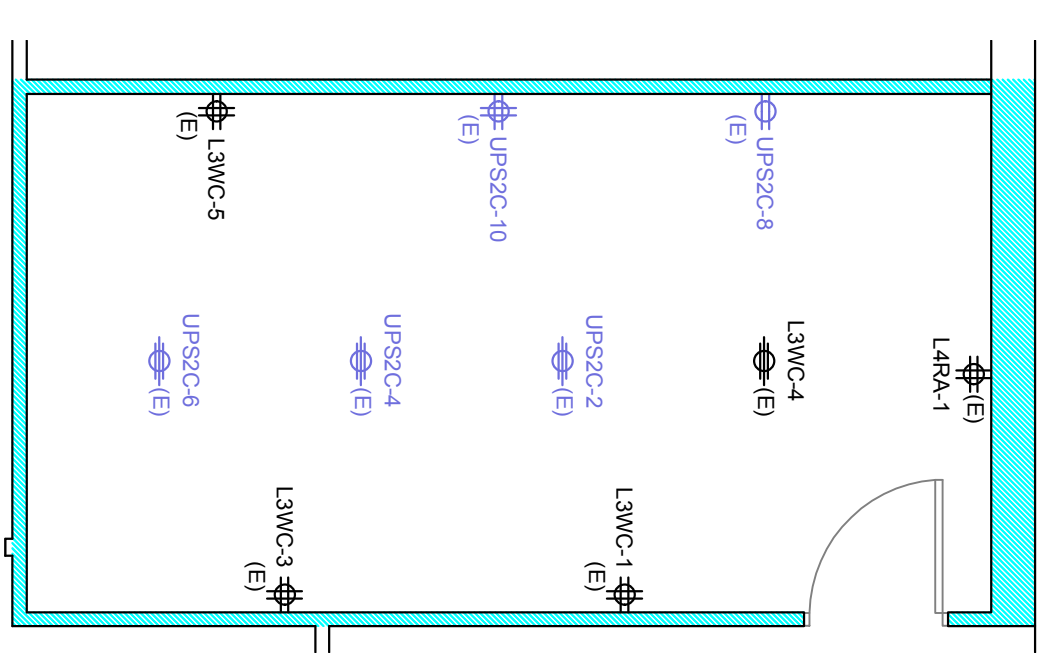
**2ND FLOOR- POWER PLAN- IT ROOM- EXISTING**  
 SCALE: N.T.S.



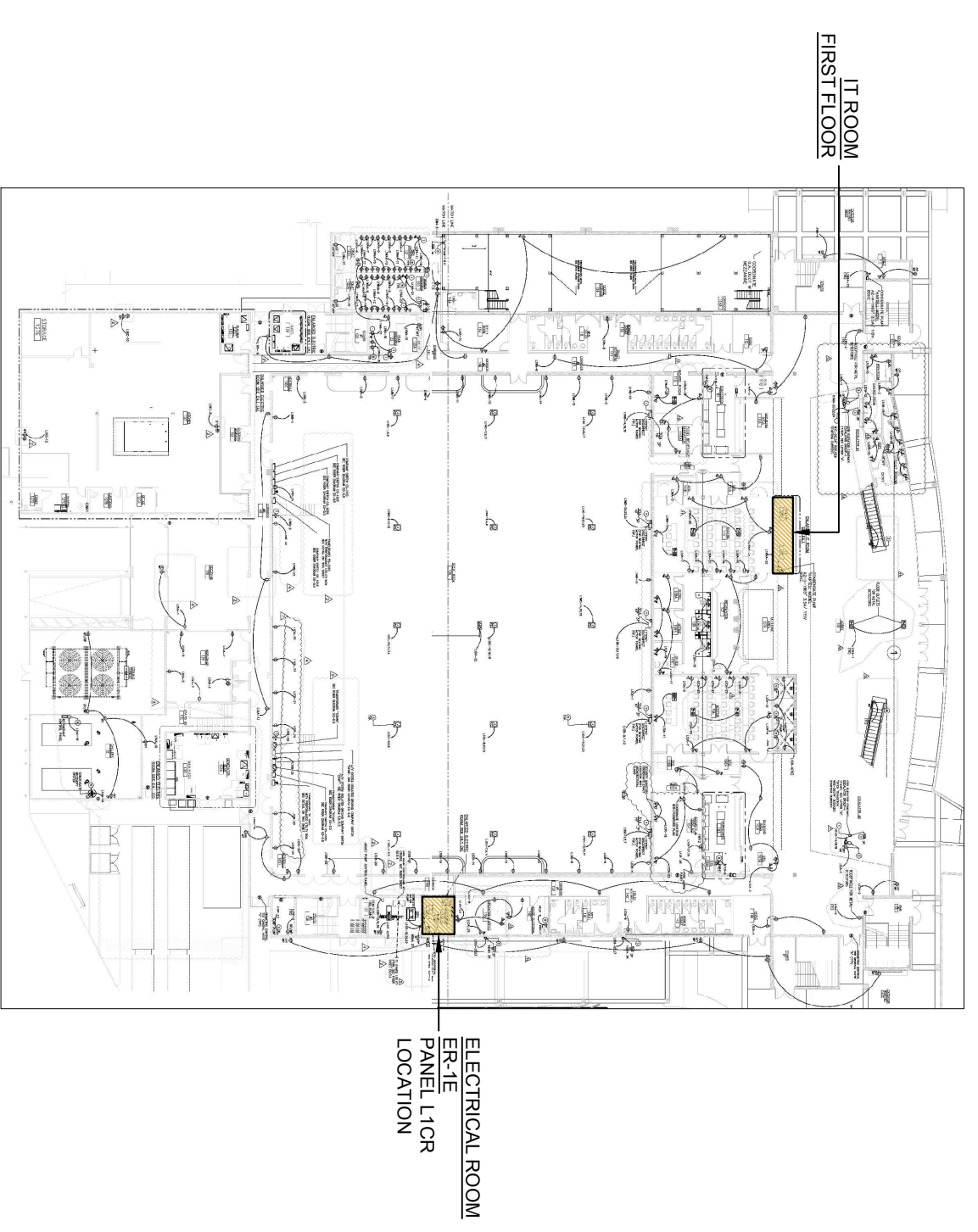
**2ND FLOOR- POWER PLAN- IT ROOM- NEW**  
 SCALE: N.T.S.



**3RD FLOOR- POWER PLAN -IT ROOM- EXISTING**  
 SCALE: N.T.S.



**3RD FLOOR- POWER PLAN -IT ROOM- NEW**  
 SCALE: N.T.S.



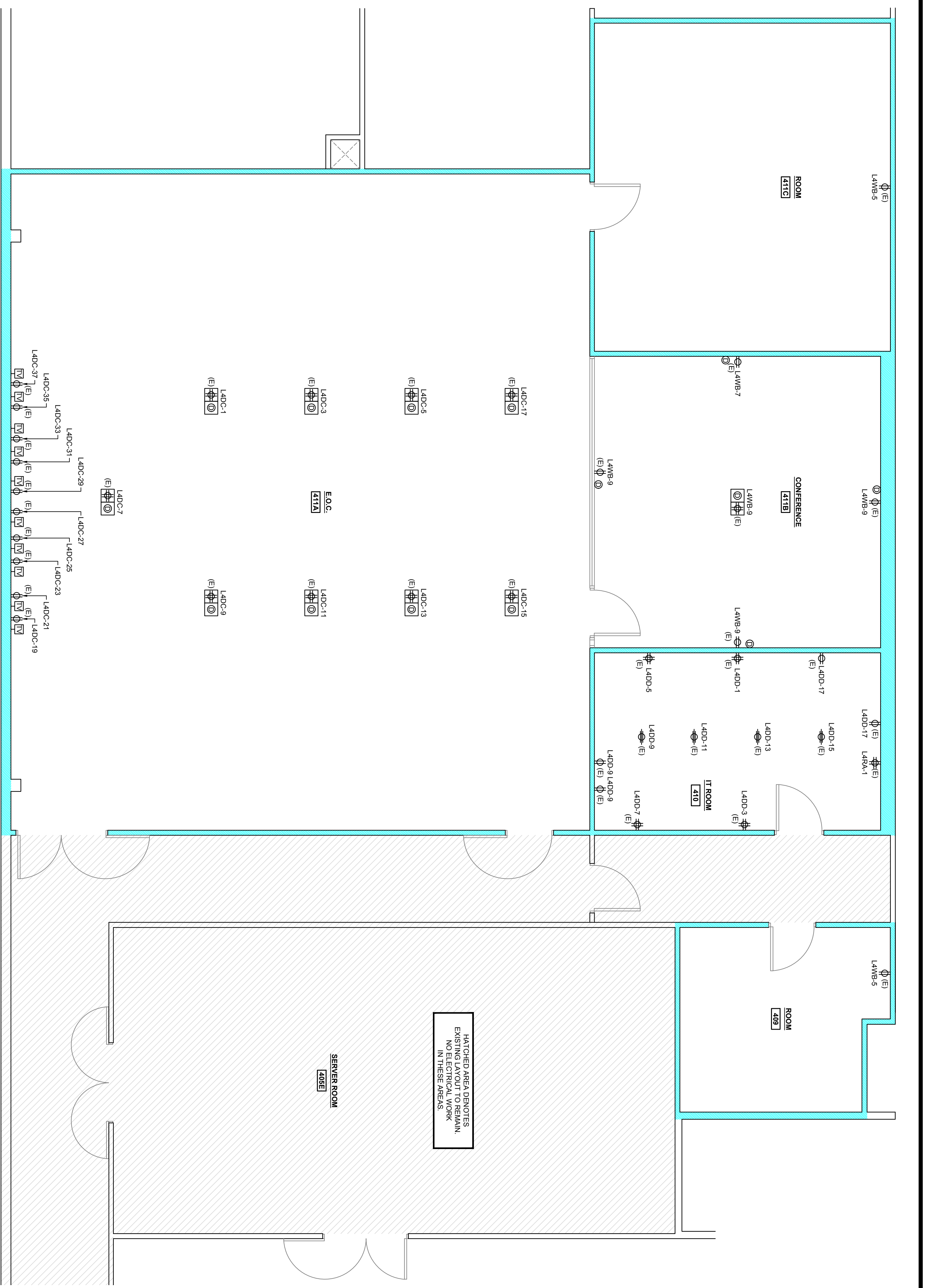
**KEY PLAN - 1ST FLOOR**  
 SCALE: N.T.S.



**KEY PLAN - 2ND FLOOR**  
 SCALE: N.T.S.

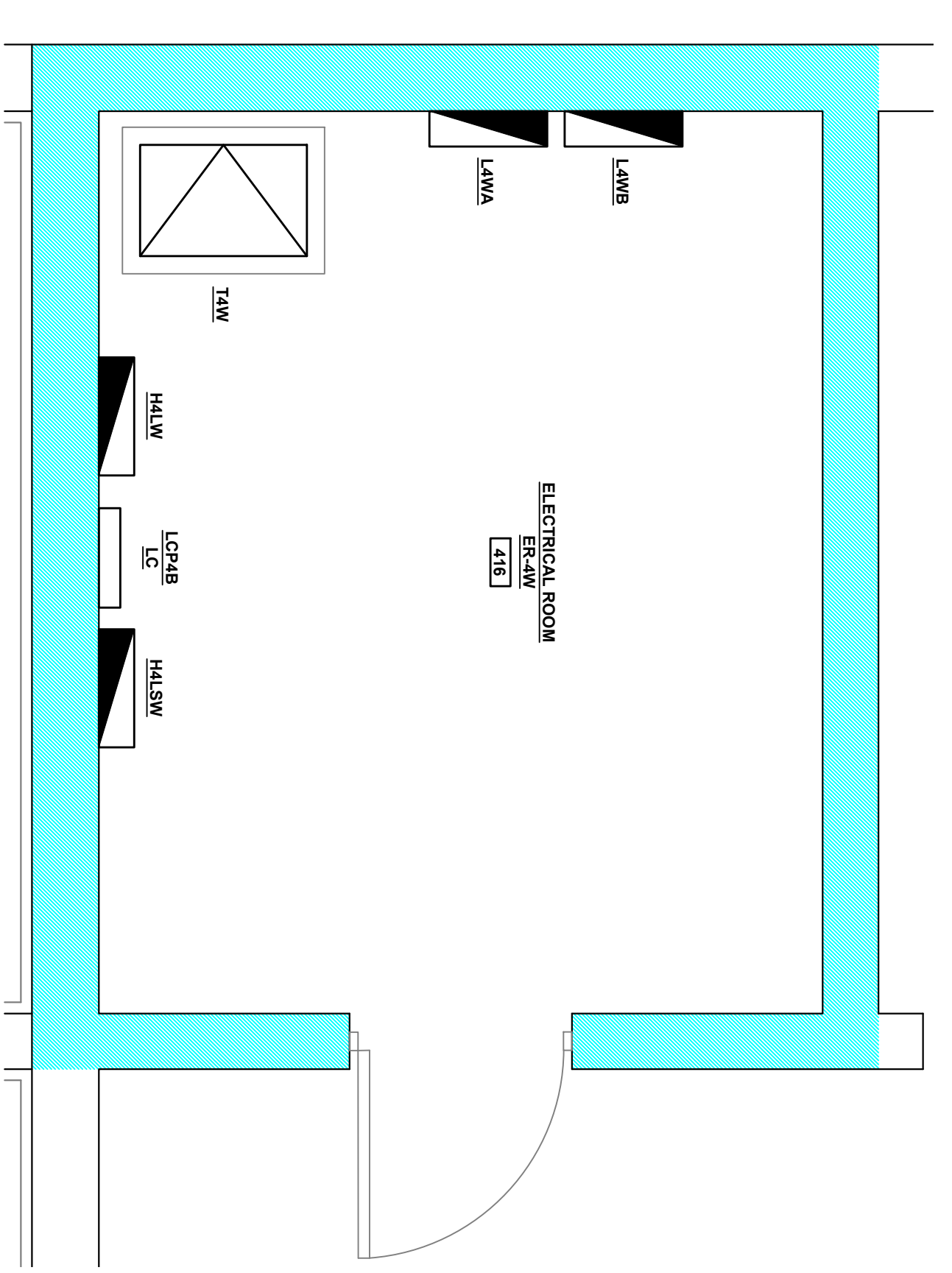


**KEY PLAN - 3RD FLOOR**  
 SCALE: N.T.S.



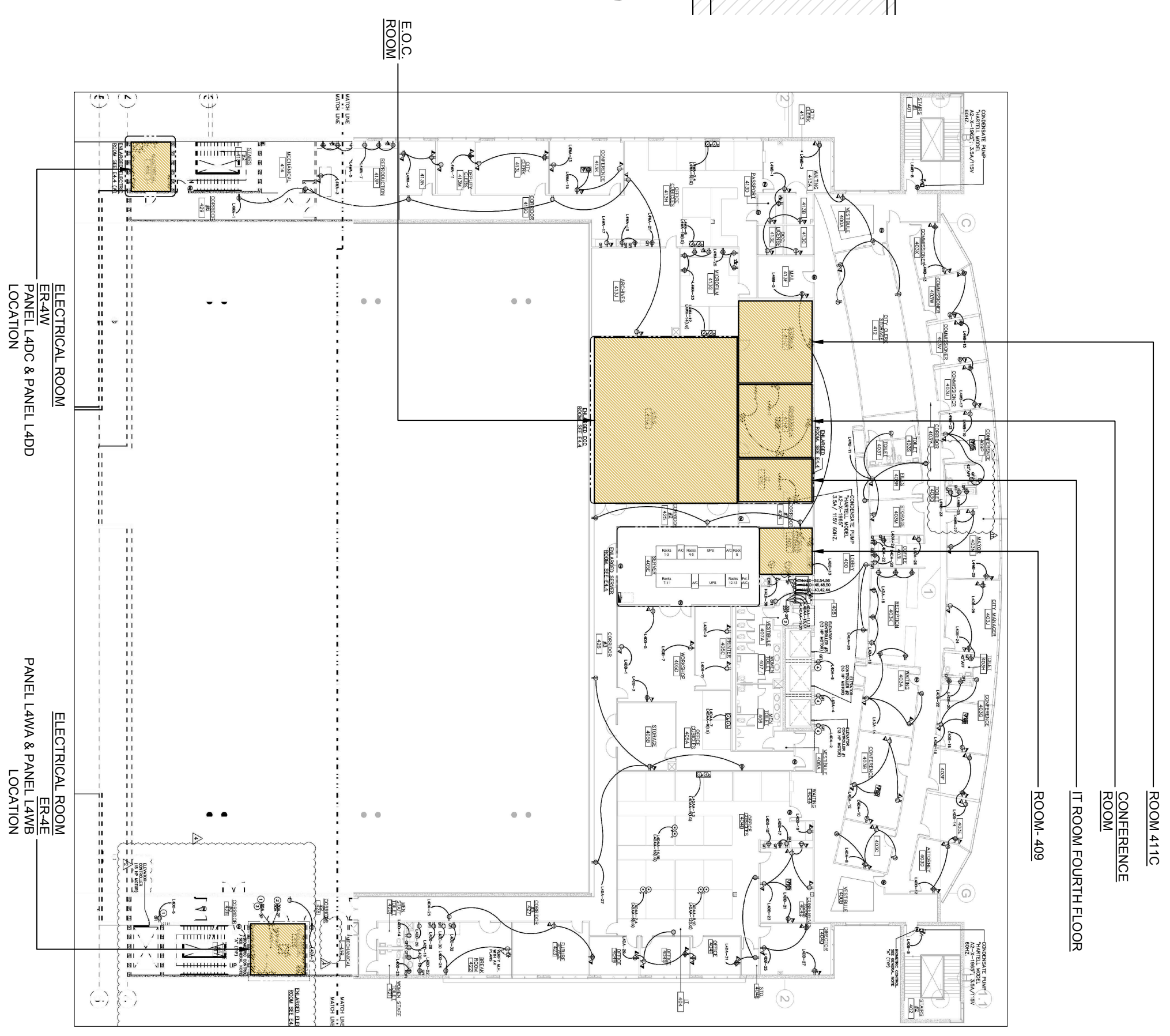
PARTIAL 4TH FLOOR- POWER PLAN- EXISTING

SCALE: 1/4"=1'-0"



4TH FLOOR ELECTRICAL ROOM- ER- 4W- EXISTING

SCALE: 1/2"=1'-0"



KEY PLAN - 4TH FLOOR

SCALE: 1/32"=1'-0"

**INGEMEL S.A.**  
 ENGINEERING COMPANY  
 State of Florida CA No. 9113  
 20871 Johnson Street, Suite 115  
 Pembroke Pines, Florida 33029  
 Phone: (954) 318-2264 Fax: (954) 450-7216




LEGENDS:

- BLACK COLOR DENOTES EXISTING CIRCUIT AND/OR EQUIPMENT CONNECTED TO NORMAL POWER
- PURPLE COLOR DENOTES EXISTING CIRCUIT AND/OR EQUIPMENT CONNECTED TO UPS-C POWER
- (E) EXISTING
- (N) NEW

P.E. SEAL  
 I AM THE BEST OF OUR KNOWLEDGE. THE PLANS AND SPECIFICATIONS CONTAINED HEREIN ARE THE APPLICABLE MINIMUM BUILDING CODE

Pedro Azares, P.E.  
 Florida Registration No. 63813

REV. NO.	DATE	DESCRIPTION
11-06-20		ISSUED FOR BID

PROJECT:  
  
**CIVIC CENTER  
 NEW UPS FOR  
 EOC & IT OPERATIONS**

PROJECT ADDRESS:  
 CIVIC CENTER - PEMBROKE PINES  
 601 CITY CENTER WAY  
 PEMBROKE PINES, FL 33025

CONTENTS:  
**ELECTRICAL  
 POWER PLAN  
 PARTIAL 4TH FLOOR  
 EXISTING**

This drawing and the information and design application herein contained is property of INGEMEL S.A. The information contained herein may not be used or reproduced in any manner without written permission of INGEMEL S.A.

SCALE INDICATED DATE: 04-24-19  
 DRAWN: J.S. DWG FILE: 19-036 E-02  
 APPROVED: PEDRO A. PROJECT NO: 19-036

SHEET NO.:  
**E - 02**

SHEET: 2 OF: 9




- LEGENDS:**
- BLACK COLOR DENOTES EXISTING CIRCUIT AND/OR EQUIPMENT CONNECTED TO NORMAL POWER
  - RED COLOR DENOTES EXISTING CIRCUIT AND/OR EQUIPMENT CONNECTED TO EMERGENCY POWER
  - GREEN COLOR DENOTES EXISTING CIRCUIT AND/OR EQUIPMENT CONNECTED TO UPS-A POWER
  - BLUE COLOR DENOTES EXISTING CIRCUIT AND/OR EQUIPMENT CONNECTED TO UPS-B POWER
  - PURPLE COLOR DENOTES EXISTING CIRCUIT AND/OR EQUIPMENT CONNECTED TO UPS-C POWER

**P.E. SEAL**  
 I DO HEREBY CERTIFY THAT I AM A LICENSED PROFESSIONAL ELECTRICAL ENGINEER IN THE STATE OF FLORIDA AND THAT I AM THE APPLICABLE MINIMUM BUILDING CODE

Pedro Arbes, P.E.  
 Florida Registration No. 63813

REV. No.	DATE	DESCRIPTION
11-06-20		ISSUED FOR BID



**CIVIC CENTER  
 NEW UPS FOR  
 EOC & IT OPERATIONS**

**PROJECT ADDRESS:**  
 CIVIC CENTER - PEMBROKE PINES  
 601 CITY CENTER WAY  
 PEMBROKE PINES, FL 33025

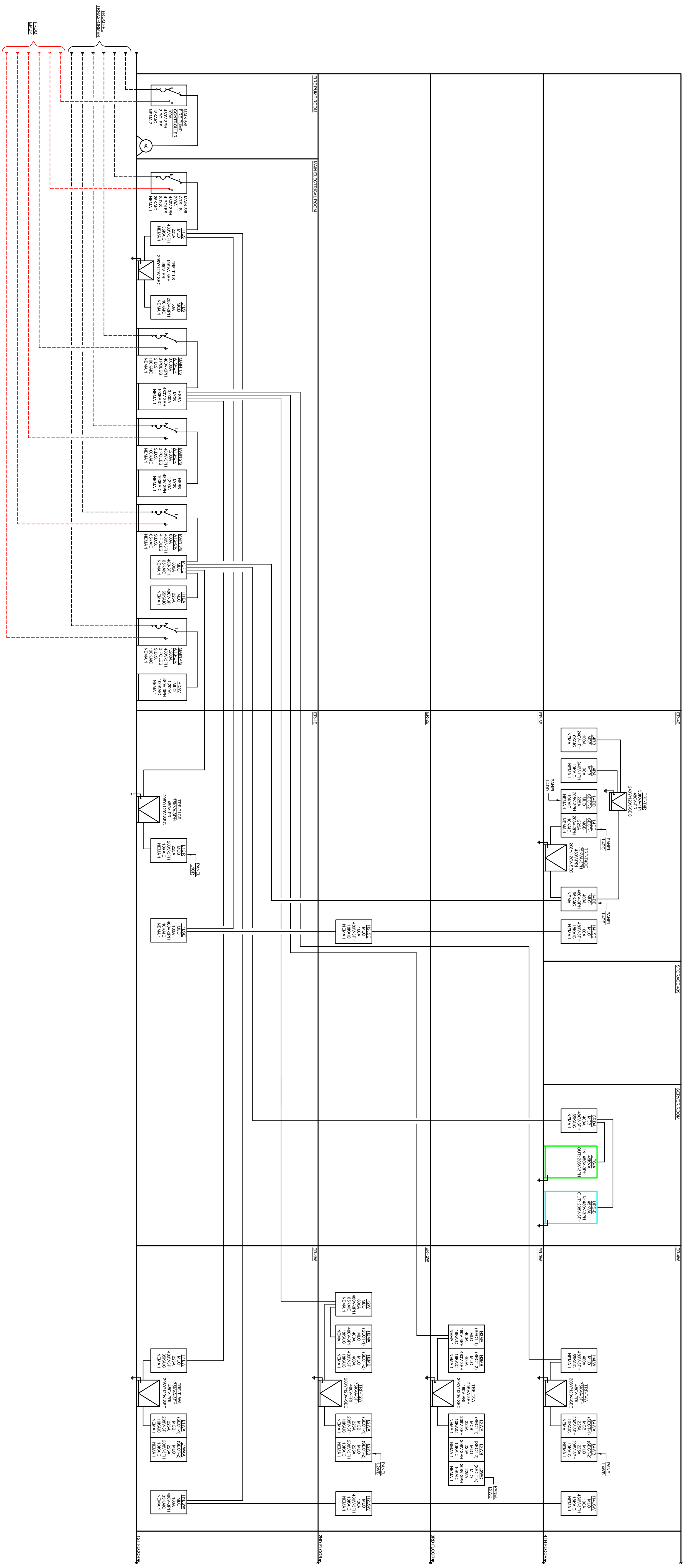
**CONTENTS:**  
 PARTIAL  
 ELECTRICAL RISER  
 EXISTING

This drawing and the information and design application herein contained is property of INGEMEL S.A. The information contained herein may not be used or reproduced in any manner without written permission of INGEMEL S.A.

**SCALE INDICATED** DATE: 04-24-19  
**DRAWN BY** DWG FILE: 19-036 E-04  
**APPROVED:** PEDRO A. PROJECT NO: 19-036

**SHEET NO.:**  
 E - 04

**SHEET:** 4 **OF:** 9



**PARTIAL ELECTRICAL RISER - EXISTING**

**SCALE: N.T.S**



- LEGENDS:**
- BLACK COLOR DENOTES EXISTING CIRCUIT AND/OR EQUIPMENT CONNECTED TO NORMAL POWER
  - RED COLOR DENOTES EXISTING CIRCUIT AND/OR EQUIPMENT CONNECTED TO EMERGENCY GENERATION POWER
  - GREEN COLOR DENOTES EXISTING CIRCUIT AND/OR EQUIPMENT CONNECTED TO UPS-A POWER
  - PURPLE COLOR DENOTES EXISTING CIRCUIT AND/OR EQUIPMENT CONNECTED TO UPS-B POWER
  - PURPLE COLOR DENOTES EXISTING CIRCUIT AND/OR EQUIPMENT CONNECTED TO UPS-C POWER

**P.E. SEAL**  
 I AM THE BEST OF OUR KNOWLEDGE. THE PLANS AND SPECIFICATIONS COMPLY WITH THE APPLICABLE MINIMUM BUILDING CODE

Peñón Arce, P.E.  
 License Registration No. 63813

REV No.	DATE	DESCRIPTION
1	11-06-20	ISSUED FOR BID

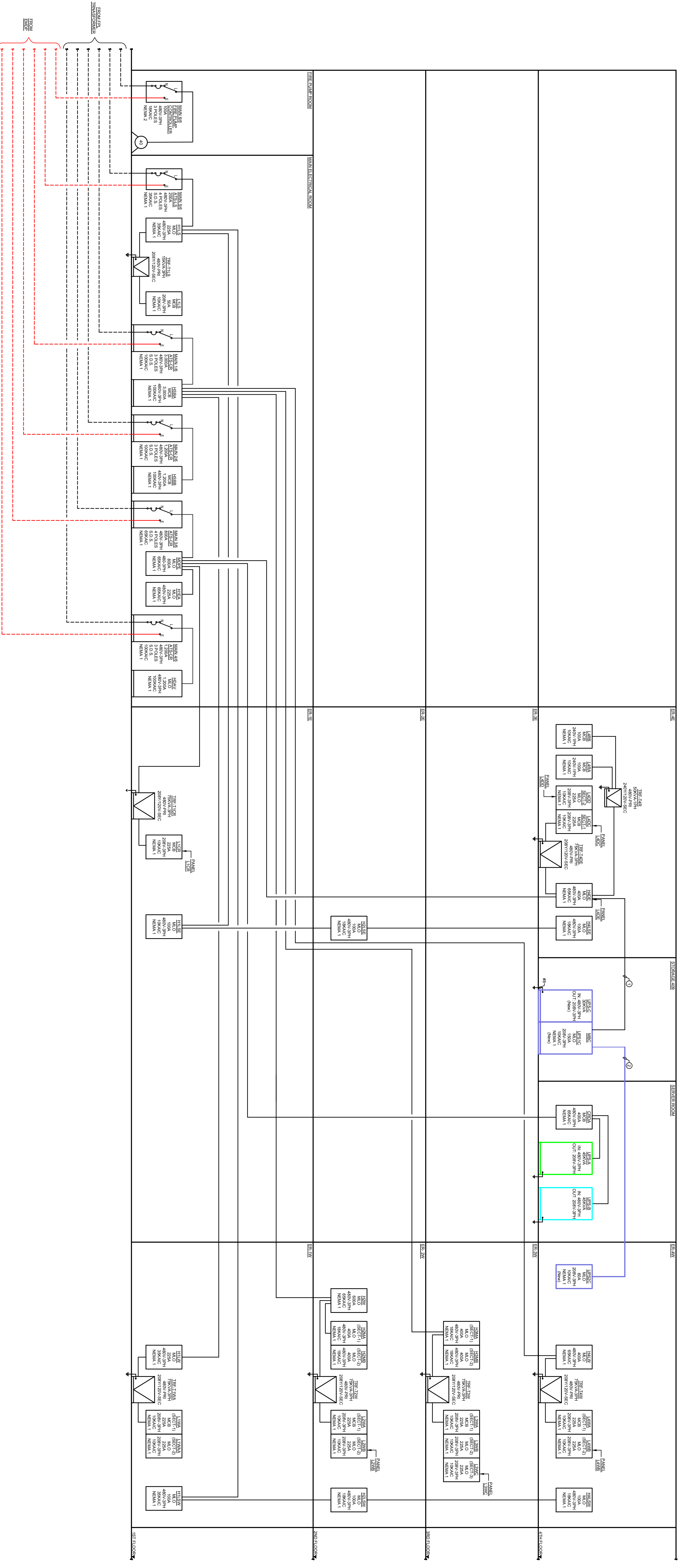
**PROJECT:**  
 CIVIC CENTER  
 NEW UPS FOR  
 EOC & IT OPERATIONS

**PROJECT ADDRESS:**  
 CIVIC CENTER - PEMBROKE PINES  
 601 CITY CENTER WAY  
 PEMBROKE PINES, FL 33025

**CONTENTS:**  
 PARTIAL  
 ELECTRICAL RISER  
 NEW

This drawing and the information and design application herein contained is property of INGEMEL S.A. The information contained herein may not be used or reproduced in any manner without written permission of INGEMEL S.A.

**SCALE INDICATED** DATE: 04-24-19  
 DRAWN: J.S. DWG FILE: 19-026 E-05  
 APPROVED: PEDRO A. PROJECT NO: 19-026



**PARTIAL ELECTRICAL RISER - NEW**

SCALE: N:T:5

**CONDUIT & WIRE SCHEDULE**

FEEBER NUMBER	LOAD DESCRIPTION	No. OF CONDUITS	SIZE OF CONDUITS	No. & SIZE OF CONDUCTORS IN EACH CONDUIT
1	FROM PANEL MADE TO UPS-C	1	1"	3#4 + 1#8 GND THRUW CU
2	FROM PANEL UPS-C TO PANEL UPS-C	1	1-1/4"	4#4 + 1#8 GND + 1#8 G THRUW CU

TYPE:	PANELBOARD	MAIN BUS:	400A
SERVICE:	POWER	NEUTRAL:	400A
VOLTAGE:	277/480V, 3PH, 4W	MAINS:	M.L.O.
ENCLOSURE:	NEMA 1	A.I.C.	6SK

AMPS POLE VA	TOTAL COND WIRE	DESC	CKT No.	PHASE	CKT No.	DESC	WIRE COND	TOTAL VA	POLE VA	AMPS
-	-	SPACE	1		2	SPACE	-	-	-	-
-	-	SPACE	3		4	SPACE	-	-	-	-
-	-	SPACE	5		6	SPACE	-	-	-	-
125	2 10,400	2" XMR-TAR - PANEL LARA & PANEL LARB	7		8	SPACE	-	-	-	-
-	-	SPACE	9		10	SPACE	-	-	-	-
-	-	SPACE	11		12	SPACE	-	-	-	-
-	-	SPACE	13		14	SPACE	-	-	-	-
-	-	SPACE	15		16	SPACE	-	-	-	-
-	-	SPACE	17		18	SPACE	-	-	-	-
-	-	SPACE	19		20	SPACE	-	-	-	-
-	-	SPACE	21		22	SPACE	-	-	-	-
-	-	SPACE	23		24	SPACE	-	-	-	-
-	-	SPACE	25		26	SPACE	-	-	-	-
-	-	SPACE	27		28	SPACE	-	-	-	-
60	3 16,900	1" SERVICE ELEVATOR	29		30	TVSS	6 1"	0	3	60

TOTAL CONNECTED LOAD: 69,700 VA 84 AMPS FEEDER: 2#4#250MCM-#10 GND-#1#10 G.A. IN 3" C. PANEL MDPE

TYPE:	PANELBOARD (WITH IG)	MAIN BUS:	225A
SERVICE:	POWER	NEUTRAL:	225A
VOLTAGE:	120/208V, 3PH, 4W	MAINS:	M.C.B. - 225A
ENCLOSURE:	NEMA 1	A.I.C.	10K

AMPS POLE VA	TOTAL COND WIRE	DESC	CKT No.	PHASE	CKT No.	DESC	WIRE COND	TOTAL VA	POLE VA	AMPS
20	1 400	3/4" 12 RECEPT ROOM	1		2	RECEPT ELECT RM - FP RM	12 3/4" 400	1	20	20
20	1 400	3/4" 12 RECEPT ROOM	3		4	REC & LITS ELEV LOBBY	12 3/4" 1,000	1	20	20
20	1 400	3/4" 12 RECEPT ROOM	5		6	SLUMP PUMP ELEV LOBBY	12 3/4" 1,000	1	20	20
20	1 400	3/4" 12 RECEPT ROOM	7		8	REC & LITS SERV ELEV	12 3/4" 600	1	20	20
30	1 1,000	3/4" 10 RECEPT ROOM	9		10	SLUMP PUMP SERV ELEV	12 3/4" 1,200	1	20	20
30	1 1,000	3/4" 10 RECEPT ROOM	11		12	SLUMP PUMP SERV ELEV	12 3/4" 1,200	1	20	20
30	1 1,000	3/4" 10 RECEPT ROOM	13		14	SLUMP PUMP SERV ELEV	12 3/4" 1,200	1	20	20
30	1 1,000	3/4" 10 RECEPT ROOM	15		16	SLUMP PUMP SERV ELEV	12 3/4" 1,200	1	20	20
30	1 1,000	3/4" 10 RECEPT ROOM	17		18	SLUMP PUMP SERV ELEV	12 3/4" 1,200	1	20	20
30	1 1,000	3/4" 10 RECEPT ROOM	19		20	SLUMP PUMP SERV ELEV	12 3/4" 1,200	1	20	20
30	1 1,000	3/4" 10 RECEPT ROOM	21		22	SLUMP PUMP SERV ELEV	12 3/4" 1,200	1	20	20
30	1 1,000	3/4" 10 RECEPT ROOM	23		24	SLUMP PUMP SERV ELEV	12 3/4" 1,200	1	20	20
20	1 800	3/4" 12 RECEPT ROOM	25		26	EMERGENCY PHONES	6 2" 900	1	20	20
20	1 800	3/4" 12 RECEPT ROOM	27		28	EMERGENCY PHONES	6 2" 900	1	20	20
30	2 4,200	3/4" 10 SECURITY OFF-1W/2	29		30	SECURITY OFF-1W/2	10 3/4" 0	3	30	30

TOTAL CONNECTED LOAD: 35,500 VA 99 AMPS FEEDER: #4#300MCM-#10 GND-#1#10 G.A. IN 3" C. TRF-TTCR

TYPE:	PANELBOARD (WITH IG)	MAIN BUS:	225A
SERVICE:	POWER	NEUTRAL:	225A
VOLTAGE:	120/208V, 3PH, 4W	MAINS:	M.C.B. - 225A
ENCLOSURE:	NEMA 1	A.I.C.	10K

AMPS POLE VA	TOTAL COND WIRE	DESC	CKT No.	PHASE	CKT No.	DESC	WIRE COND	TOTAL VA	POLE VA	AMPS
20	1 400	3/4" 12 RECEPT ROOM	1		2	RECEPT ELECT RM 224	12 3/4" 200	1	20	20
20	1 400	3/4" 12 RECEPT ROOM	3		4	RECEPT CORR. STORAGE	12 3/4" 800	1	20	20
20	1 400	3/4" 12 RECEPT ROOM	5		6	RECEPT CORR. STORAGE	12 3/4" 1,000	1	20	20
20	1 400	3/4" 12 RECEPT ROOM	7		8	RECEPT VESTIBULE STO	12 3/4" 500	1	20	20
30	1 800	3/4" 10 RECEPT ROOM	9		10	RECEPT VESTIBULE LOBBY	12 3/4" 600	1	20	20
30	1 800	3/4" 10 RECEPT ROOM	11		12	RECEPT VESTIBULE LOBBY	12 3/4" 600	1	20	20
30	1 800	3/4" 10 RECEPT ROOM	13		14	RECEPT DRINKING FOUNT	12 3/4" 500	1	20	20
30	1 800	3/4" 10 RECEPT ROOM	15		16	RECEPT DRINKING FOUNT	12 3/4" 500	1	20	20
30	1 800	3/4" 10 RECEPT ROOM	17		18	RECEPT DRINKING FOUNT	12 3/4" 500	1	20	20
20	1 400	3/4" 12 RECEPT ROOM	19		20	RECEPT COFFEE MACH	12 3/4" 1,000	1	20	20
20	1 400	3/4" 12 RECEPT ROOM	21		22	COND PUMP CC-AHU-201	12 3/4" 300	1	20	20
60	3 14,100	1" PANEL LVMC	23		24	SPACE	-	-	-	-
-	-	SPACE	25		26	SPACE	-	-	-	-
-	-	SPACE	27		28	SPACE	-	-	-	-
-	-	SPACE	29		30	SPACE	-	-	-	-
-	-	SPACE	31		32	SPACE	-	-	-	-
-	-	SPACE	33		34	SPACE	-	-	-	-
-	-	SPACE	35		36	SPACE	-	-	-	-
-	-	SPACE	37		38	SPACE	-	-	-	-
-	-	SPACE	39		40	SPACE	-	-	-	-
-	-	SPACE	41		42	SPACE	-	-	-	-

TOTAL CONNECTED LOAD: 25,700 VA 71 AMPS FEEDER: #4#300MCM-#10 GND-#1#10 G.A. IN 3" C. TRF-TTCR

TYPE:	PANELBOARD	MAIN BUS:	400A
SERVICE:	POWER	NEUTRAL:	400A
VOLTAGE:	277/480V, 3PH, 4W	MAINS:	M.L.O.
ENCLOSURE:	NEMA 1	A.I.C.	6SK

AMPS POLE VA	TOTAL COND WIRE	DESC	CKT No.	PHASE	CKT No.	DESC	WIRE COND	TOTAL VA	POLE VA	AMPS
80	3 24,200	2" UPS-C - PANEL UPS (C) (8)	1		2	SPACE	-	-	-	-
-	-	SPACE	3		4	SPACE	-	-	-	-
125	2 10,400	2" XMR-TAR - PANEL LARA & PANEL LARB	7		8	SPACE	-	-	-	-
-	-	SPACE	9		10	SPACE	-	-	-	-
-	-	SPACE	11		12	SPACE	-	-	-	-
-	-	SPACE	13		14	SPACE	-	-	-	-
-	-	SPACE	15		16	SPACE	-	-	-	-
-	-	SPACE	17		18	SPACE	-	-	-	-
-	-	SPACE	19		20	SPACE	-	-	-	-
-	-	SPACE	21		22	SPACE	-	-	-	-
-	-	SPACE	23		24	SPACE	-	-	-	-
-	-	SPACE	25		26	SPACE	-	-	-	-
-	-	SPACE	27		28	SPACE	-	-	-	-
60	3 16,900	1" SERVICE ELEVATOR	29		30	TVSS	6 1"	0	3	60

TOTAL CONNECTED LOAD: 81,100 VA 98 AMPS FEEDER: 2#4#250MCM-#10 GND-#1#10 G.A. IN 3" C. PANEL MDPE

TYPE:	PANELBOARD (WITH IG)	MAIN BUS:	225A
SERVICE:	POWER	NEUTRAL:	225A
VOLTAGE:	120/208V, 3PH, 4W	MAINS:	M.C.B. - 225A
ENCLOSURE:	NEMA 1	A.I.C.	10K

AMPS POLE VA	TOTAL COND WIRE	DESC	CKT No.	PHASE	CKT No.	DESC	WIRE COND	TOTAL VA	POLE VA	AMPS
20	1 400	3/4" 12 RECEPT ROOM	1		2	RECEPT ELECT RM - FP RM	12 3/4" 400	1	20	20
20	1 400	3/4" 12 RECEPT ROOM	3		4	REC & LITS ELEV LOBBY	12 3/4" 1,000	1	20	20
20	1 400	3/4" 12 RECEPT ROOM	5		6	SLUMP PUMP ELEV LOBBY	12 3/4" 1,000	1	20	20
20	1 400	3/4" 12 RECEPT ROOM	7		8	REC & LITS SERV ELEV	12 3/4" 600	1	20	20
30	1 1,000	3/4" 10 RECEPT ROOM	9		10	SLUMP PUMP SERV ELEV	12 3/4" 1,200	1	20	20
30	1 1,000	3/4" 10 RECEPT ROOM	11		12	SLUMP PUMP SERV ELEV	12 3/4" 1,200	1	20	20
30	1 1,000	3/4" 10 RECEPT ROOM	13		14	SLUMP PUMP SERV ELEV	12 3/4" 1,200	1	20	20
30	1 1,000	3/4" 10 RECEPT ROOM	15		16	SLUMP PUMP SERV ELEV	12 3/4" 1,200	1	20	20
30	1 1,000	3/4" 10 RECEPT ROOM	17		18	SLUMP PUMP SERV ELEV	12 3/4" 1,200	1	20	20
30	1 1,000	3/4" 10 RECEPT ROOM	19		20	SLUMP PUMP SERV ELEV	12 3/4" 1,200	1	20	20
30	1 1,000	3/4" 10 RECEPT ROOM	21		22	SLUMP PUMP SERV ELEV	12 3/4" 1,200	1	20	20
30	1 1,000	3/4" 10 RECEPT ROOM	23		24	SLUMP PUMP SERV ELEV	12 3/4" 1,200	1	20	20
20	1 800	3/4" 12 RECEPT ROOM	25		26	EMERGENCY PHONES	6 2" 900	1	20	20
20	1 800	3/4" 12 RECEPT ROOM	27		28	EMERGENCY PHONES	6 2" 900	1	20	20
30	2 4,200	3/4" 10 SECURITY OFF-1W/2	29		30	SECURITY OFF-1W/2	10 3/4" 0	3	30	30

TOTAL CONNECTED LOAD: 33,100 VA 92 AMPS FEEDER: #4#300MCM-#10 GND-#1#10 G.A. IN 3" C. TRF-TTCR

TYPE:	PANELBOARD (WITH IG)	MAIN BUS:	225A
SERVICE:	POWER	NEUTRAL:	225A
VOLTAGE:	120/208V, 3PH, 4W	MAINS:	M.C.B. - 225A
ENCLOSURE:	NEMA 1	A.I.C.	10K

AMPS POLE VA	TOTAL COND WIRE	DESC	CKT No.	PHASE	CKT No.	DESC	WIRE COND	TOTAL VA	POLE VA	AMPS
20	1 400	3/4" 12 RECEPT ROOM	1		2	RECEPT ELECT RM 224	12 3/4" 200	1	20	20
20	1 400	3/4" 12 RECEPT ROOM	3		4	RECEPT CORR. STORAGE	12 3/4" 800	1	20	20
20	1 400	3/4" 12 RECEPT ROOM	5		6	RECEPT CORR. STORAGE	12 3/4" 1,000	1	20	20
20	1 400	3/4" 12 RECEPT ROOM	7		8	RECEPT VESTIBULE STO	12 3/4" 500	1	20	20
30	1 800	3/4" 10 RECEPT ROOM	9		10	RECEPT VESTIBULE LOBBY	12 3/4" 600	1	20	20
30	1 800	3/4" 10 RECEPT ROOM	11		12	RECEPT VESTIBULE LOBBY	12 3/4" 600	1	20	20
30	1 800	3/4" 10 RECEPT ROOM	13		14	RECEPT DRINKING FOUNT	12 3/4" 500	1	20	20
30	1 800	3/4" 10 RECEPT ROOM	15		16	RECEPT DRINKING FOUNT	12 3/4" 500	1	20	20
30	1 800	3/4" 10 RECEPT ROOM	17		18	RECEPT DRINKING FOUNT	12 3/4" 500	1	20	20
20	1 400	3/4" 12 RECEPT ROOM	19		20	RECEPT COFFEE MACH	12 3/4" 1,000	1	20	20
20	1 400	3/4" 12 RECEPT ROOM	21		22	COND PUMP CC-AHU-201	12 3/4" 300	1	20	20
60	3 14,100	1" PANEL LVMC	23		24	SPACE	-	-	-	-
-	-	SPACE	25		26	SPACE	-	-	-	-
-	-	SPACE	27		28	SPACE	-	-	-	-
-	-	SPACE	29		30	SPACE	-	-	-	-
-	-	SPACE	31		32	SPACE	-	-	-	-
-	-	SPACE</								

TYPE: PANELBOARD (WITH IGS)  
 SERVICE: POWER  
 VOLTAGE: 120/208V, 3PH, 4W  
 ENCLOSURE: NEMA 1

AMPS	POLE	TOTAL VA	COND	WIRE	DESC	CKT No.	PHASE	CKT No.	DESC	WIRE COND	TOTAL VA	POLE	AMPS	
20	1	400	3/4"	12	RECEPT ROOM	1		2	SPACE	-	-	1	20	
20	1	400	3/4"	12	RECEPT ROOM	3		4	RECEPT RM	10	3/4"	800	1	30
20	1	400	3/4"	12	RECEPT ROOM	6		6	RECEPT RM	10	3/4"	800	1	30
20	1	400	3/4"	12	RECEPT ROOM	7		8	RECEPT RM	10	3/4"	800	1	30
20	1	400	3/4"	12	RECEPT ROOM	9		10	SPACE	-	-	1	30	
20	1	400	3/4"	12	RECEPT ROOM	11		12	RECEPT EQUIP YARD	12	3/4"	1,000	1	20
-	-	-	-	-	SPACE	13		14	RECEPT RM	12	3/4"	360	1	20
-	-	-	-	-	SPACE	15		16	SPACE	-	-	-	-	-
-	-	-	-	-	SPACE	17		18	SPACE	-	-	-	-	-
-	-	-	-	-	SPACE	19		20	SPACE	-	-	-	-	-
-	-	-	-	-	SPACE	21		22	SPACE	-	-	-	-	-
-	-	-	-	-	SPACE	23		24	SPACE	-	-	-	-	-
-	-	-	-	-	SPACE	25		26	SPACE	-	-	-	-	-
-	-	-	-	-	SPACE	27		28	SPACE	-	-	-	-	-
-	-	-	-	-	SPACE	29		30	SPACE	-	-	-	-	-
-	-	-	-	-	SPACE	30		42	SPACE	-	-	-	-	-

CONNECTED LOAD (3W): 6,560 VA 18 AMPS  
 FEEDER: 4#300MCM-1#10 GND-1#10 B AL N 3'C  
 FED FROM: FED THROUGH LUS (L3W-SECT-1)

TYPE: PANELBOARD (WITH IGS)  
 SERVICE: POWER  
 VOLTAGE: 120/208V, 3PH, 4W  
 ENCLOSURE: NEMA 1

AMPS	POLE	TOTAL VA	COND	WIRE	DESC	CKT No.	PHASE	CKT No.	DESC	WIRE COND	TOTAL VA	POLE	AMPS	
20	1	400	3/4"	12	RECEPT ROOM	1		2	SPACE	-	-	1	20	
20	1	400	3/4"	12	RECEPT ROOM	3		4	RECEPT RM	10	3/4"	800	1	30
20	1	400	3/4"	12	RECEPT ROOM	6		6	SPACE	-	-	1	30	
20	1	400	3/4"	12	RECEPT ROOM	7		8	SPACE	-	-	1	30	
20	1	400	3/4"	12	RECEPT ROOM	9		10	SPACE	-	-	1	30	
20	1	400	3/4"	12	RECEPT ROOM	11		12	RECEPT EQUIP YARD	12	3/4"	1,000	1	20
-	-	-	-	-	SPACE	13		14	RECEPT RM	12	3/4"	360	1	20
-	-	-	-	-	SPACE	15		16	SPACE	-	-	-	-	-
-	-	-	-	-	SPACE	17		18	SPACE	-	-	-	-	-
-	-	-	-	-	SPACE	19		20	SPACE	-	-	-	-	-
-	-	-	-	-	SPACE	21		22	SPACE	-	-	-	-	-
-	-	-	-	-	SPACE	23		24	SPACE	-	-	-	-	-
-	-	-	-	-	SPACE	25		26	SPACE	-	-	-	-	-
-	-	-	-	-	SPACE	27		28	SPACE	-	-	-	-	-
-	-	-	-	-	SPACE	29		30	SPACE	-	-	-	-	-
-	-	-	-	-	SPACE	30		42	SPACE	-	-	-	-	-

CONNECTED LOAD (3W): 3,390 VA 9 AMPS  
 FEEDER: 4#300MCM-1#10 GND-1#10 B AL N 3'C  
 FED FROM: FED THROUGH LUS (L3W-SECT-1)

TYPE: PANELBOARD (WITH IGS)  
 SERVICE: POWER  
 VOLTAGE: 120/208V, 3PH, 4W  
 ENCLOSURE: NEMA 1

AMPS	POLE	TOTAL VA	COND	WIRE	DESC	CKT No.	PHASE	CKT No.	DESC	WIRE COND	TOTAL VA	POLE	AMPS	
20	1	400	3/4"	12	RECEPT EOC	1		2	CC-AHU-403 *	6	1"	6,800	2	60
20	1	400	3/4"	12	RECEPT EOC	3		4	CC-AHU-403 *	6	1"	6,800	2	60
20	1	400	3/4"	12	RECEPT EOC	6		6	CC-AHU-404 *	6	1"	6,800	2	60
20	1	400	3/4"	12	RECEPT EOC	7		8	CC-AHU-404 *	6	1"	6,800	2	60
20	1	400	3/4"	12	RECEPT EOC	9		10	CC-AHU-406 *	6	3/4"	4,200	2	25
20	1	400	3/4"	12	RECEPT EOC	11		12	CC-AHU-403 *	6	3/4"	4,200	2	25
20	1	400	3/4"	12	RECEPT EOC	13		14	CC-AHU-403 *	8	3/4"	5,200	2	50
20	1	400	3/4"	12	RECEPT EOC	16		16	CC-AHU-404 *	8	3/4"	5,200	2	50
20	1	400	3/4"	12	RECEPT EOC	17		18	CC-AHU-404 *	8	3/4"	5,200	2	50
20	1	400	3/4"	12	RECEPT EOC	19		20	CC-AHU-404 *	10	3/4"	2,800	2	25
20	1	400	3/4"	12	RECEPT EOC	21		22	CC-AHU-406 *	10	3/4"	2,800	2	25
20	1	400	3/4"	12	RECEPT EOC	23		24	CC-AHU-403 *	12	3/4"	100	1	20
20	1	400	3/4"	12	RECEPT EOC	26		26	CC-AHU-404, 405, 410	-	-	-	-	-
20	1	400	3/4"	12	RECEPT EOC	27		28	SPACE	-	-	-	-	-
20	1	400	3/4"	12	RECEPT EOC	29		30	SPACE	-	-	-	-	-
20	1	400	3/4"	12	RECEPT EOC	31		32	SPACE	-	-	-	-	-
20	1	400	3/4"	12	RECEPT EOC	33		34	SPACE	-	-	-	-	-
20	1	400	3/4"	12	RECEPT EOC	35		36	SPACE	-	-	-	-	-
20	1	400	3/4"	12	RECEPT EOC	38		38	TVSS	-	-	-	-	-
20	1	400	3/4"	12	RECEPT EOC	37		39	TVSS	-	-	-	-	-
-	-	-	-	-	SPACE	41		42	SPACE	-	-	-	-	-

CONNECTED LOAD (LDC) (SECT-1): 29,000 VA 81 AMPS FEEDER: 4#300MCM-1#10 GND-1#10 B AL N 3'C  
 CONNECTED LOAD (LDD) (SECT-2): 13,800 VA 38 AMPS FED FROM: TRF-TADE  
 TOTAL CONNECTED LOAD: 42,800 VA 119 AMPS

TYPE: PANELBOARD (WITH IGS)  
 SERVICE: POWER  
 VOLTAGE: 120/208V, 3PH, 4W  
 ENCLOSURE: NEMA 1

AMPS	POLE	TOTAL VA	COND	WIRE	DESC	CKT No.	PHASE	CKT No.	DESC	WIRE COND	TOTAL VA	POLE	AMPS	
20	1	400	3/4"	12	RECEPT EOC	1		2	CC-AHU-403 *	6	1"	6,800	2	60
20	1	400	3/4"	12	RECEPT EOC	3		4	CC-AHU-403 *	6	1"	6,800	2	60
20	1	400	3/4"	12	RECEPT EOC	6		6	CC-AHU-404 *	6	1"	6,800	2	60
20	1	400	3/4"	12	RECEPT EOC	7		8	CC-AHU-404 *	6	1"	6,800	2	60
20	1	400	3/4"	12	RECEPT EOC	9		10	CC-AHU-406 *	6	3/4"	4,200	2	25
20	1	400	3/4"	12	RECEPT EOC	11		12	CC-AHU-403 *	6	3/4"	4,200	2	25
20	1	400	3/4"	12	RECEPT EOC	13		14	CC-AHU-403 *	8	3/4"	5,200	2	50
20	1	400	3/4"	12	RECEPT EOC	16		16	CC-AHU-404 *	8	3/4"	5,200	2	50
20	1	400	3/4"	12	RECEPT EOC	17		18	CC-AHU-404 *	8	3/4"	5,200	2	50
20	1	400	3/4"	12	RECEPT EOC	19		20	CC-AHU-404 *	10	3/4"	2,800	2	25
20	1	400	3/4"	12	RECEPT EOC	21		22	CC-AHU-406 *	10	3/4"	2,800	2	25
20	1	400	3/4"	12	RECEPT EOC	23		24	CC-AHU-403 *	12	3/4"	100	1	20
20	1	400	3/4"	12	RECEPT EOC	26		26	CC-AHU-403, 404, 405, 410	-	-	-	-	-
20	1	400	3/4"	12	RECEPT EOC	27		28	SPACE	-	-	-	-	-
20	1	400	3/4"	12	RECEPT EOC	29		30	SPACE	-	-	-	-	-
20	1	400	3/4"	12	RECEPT EOC	31		32	SPACE	-	-	-	-	-
20	1	400	3/4"	12	RECEPT EOC	33		34	SPACE	-	-	-	-	-
20	1	400	3/4"	12	RECEPT EOC	35		36	SPACE	-	-	-	-	-
20	1	400	3/4"	12	RECEPT EOC	38		38	TVSS	-	-	-	-	-
20	1	400	3/4"	12	RECEPT EOC	37		39	TVSS	-	-	-	-	-
-	-	-	-	-	SPACE	41		42	SPACE	-	-	-	-	-

CONNECTED LOAD (LDC) (SECT-1): 21,400 VA 59 AMPS FEEDER: 4#300MCM-1#10 GND-1#10 B AL N 3'C  
 CONNECTED LOAD (LDD) (SECT-2): 8,600 VA 24 AMPS FED FROM: TRF-TADE  
 TOTAL CONNECTED LOAD: 30,000 VA 83 AMPS

TYPE: PANELBOARD (WITH IGS)  
 SERVICE: POWER  
 VOLTAGE: 120/208V, 3PH, 4W  
 ENCLOSURE: NEMA 1

AMPS	POLE	TOTAL VA	COND	WIRE	DESC	CKT No.	PHASE	CKT No.	DESC	WIRE COND	TOTAL VA	POLE	AMPS	
20	1	400	3/4"	12	RECEPT ROOM	1		2	CAB LTR SERV ELEVATOR	6	1"	1,000	2	20
20	1	400	3/4"	12	RECEPT ROOM	3		4	RECEPT SERV ELEVATOR	12	3/4"	360	1	20
20	1	400	3/4"	12	RECEPT ROOM	6		6	EPO CTRL POWER	12	3/4"	100	1	20
20	1	400	3/4"	12	RECEPT ROOM	7		8	SPACE	-	-	-	-	-
20	1	400	3/4"	12	RECEPT ROOM	9		10	SPACE	-	-	-	-	-
20	1	400	3/4"	12	RECEPT ROOM	11		12	SPACE	-	-	-	-	-
20	1	400	3/4"	12	RECEPT ROOM	13		14	FRIODE BREAK RM 422	12	3/4"	1,200	1	20
20	1	400	3/4"	12	RECEPT ROOM	16		16	RECEPT BREAK RM 422	12	3/4"	1,000	1	20
20	1	400	3/4"	12	RECEPT ROOM	17		17	RECEPT BREAK RM 422	12	3/4"	1,000	1	20
20	1	400	3/4"	12	RECEPT ROOM	19		19	RECEPT BREAK RM 422	12	3/4"	1,000	1	20
20	1	400	3/4"	12	RECEPT ROOM	21		22	RECEPT BREAK RM 422	12	3/4"	1,000	1	20
20	1	400	3/4"	12	RECEPT ROOM	23		24	RECEPT BREAK RM 422	12	3/4"	1,000	1	20
20	1	400	3/4"	12	RECEPT ROOM	26		26	RECEPT BREAK RM 422	12	3/4"	1,000	1	20
20	1	400	3/4"	12	RECEPT ROOM	27		28	VENONG MACH RM 422	12	3/4"	1,200	1	20
20	1	400	3/4"	12	RECEPT ROOM	29		30	VENONG MACH RM 422	12	3/4"	1,200	1	20
20	1	400	3/4"	12	RECEPT ROOM	31		32	VENONG MACH RM 422	12	3/4"	1,200	1	20
20	1	400	3/4"	12	RECEPT ROOM	33		34	SPACE	-	-	-	-	-
20	1	400	3/4"	12	RECEPT ROOM	35		36	SPACE	-	-	-	-	-
20	1	400	3/4"	12	RECEPT ROOM	37		38	SPACE	-	-	-	-	-
20	1	400	3/4"	12	RECEPT ROOM	39		40	SPACE	-	-	-	-	-
-	-	-	-	-	SPACE	41		42	SPACE	-	-	-	-	-

CONNECTED LOAD: 13,800 VA 38 AMPS FEEDER: 4#300MCM-1#10 GND-1#10 B AL N 3'C  
 FED FROM: FED THROUGH LUS

TYPE: PANELBOARD (WITH IGS)  
 SERVICE: POWER  
 VOLTAGE: 120/208V, 3PH, 4W  
 ENCLOSURE: NEMA 1

AMPS	POLE	TOTAL VA	COND	WIRE	DESC	CKT No.	PHASE	CKT No.	DESC	WIRE COND	TOTAL VA	POLE	AMPS	
20	1	400	3/4"	12	RECEPT ROOM	1		2	CAB LTR SERV ELEVATOR	6	1"	1,000	2	20
20	1	400	3/4"	12	RECEPT ROOM	3		4	RECEPT SERV ELEVATOR	12	3/4"	360	1	20
20	1	400	3/4"	12	RECEPT ROOM	6		6	EPO CTRL POWER	12	3/4"	100	1	20
20	1	400	3/4"	12	RECEPT ROOM	7		8</						

TYPE: PANELBOARD (WITH ICS)  
 SERVICE: POWER  
 VOLTAGE: 120/208V, 3PH, 4W  
 ENCLOSURE: NEMA 1

**PANEL LAMB**  
**SECT-2**  
 (Existing/Modified)

MAIN BUS: 225A  
 NEUTRAL: M.L.O.  
 MAINS: 10K  
 A.I.C.

AMPS	POLE	TOTAL VA	COND	WIRE	DESC	CKT No.	PHASE	CKT No.	DESC	WIRE COND	TOTAL VA	POLE AMPS
20	1	1200	3/4"	12	RECEPT VISITOR BOOTHS	1		2	CC-FUJ-401	6	1" 9000	2
20	1	1200	3/4"	12	RECEPT WAINING, VEST	3		4	CC-SF-402, CC-CMD-402	12	3/4" 1200	1
20	1	200	3/4"	12	RECEPT MAIL, STORAGE	5		6	COND PUMP, CC-FUJ-401	12	3/4" 300	1
20	1	200	3/4"	12	RECEPT COFF RM 411B	7		8	RECEPT ELEC RM 416	12	3/4" 200	1
20	1	1000	3/4"	12	RECEPT LOBBY, CORR	9		10	CC-CUJ-101 / AHU-101	10	3/4" 1900	2
20	1	1000	3/4"	12	RECEPT LOBBY, CORR	11		12	CC-CUJ-101 / AHU-101	10	3/4" 1900	2
20	1	800	3/4"	12	RECEPT OFF COMMISS	13		14	CC-CUJ-101 / AHU-101	10	3/4" 1900	2
20	1	1000	3/4"	12	RECEPT OFF COMMISS	15		16	CC-CUJ-101 / AHU-101	10	3/4" 1900	2
20	1	800	3/4"	12	RECEPT OFF COMMISS	17		18	CC-CUJ-101 / AHU-101	10	3/4" 1900	2
20	1	200	3/4"	12	RECEPT COFF RM 419	19		20	CC-CUJ-101 / AHU-101	10	3/4" 1900	2
20	1	800	3/4"	12	RECEPT COFF RM 419	21		22	CC-CUJ-101 / AHU-101	10	3/4" 1900	2
20	1	1000	3/4"	12	RECEPT FROBE UIC	23		24	CC-FUJ-401 / AHU-401	10	3/4" 1900	2
20	1	1000	3/4"	12	RECEPT FROBE UIC	25		26	CC-FUJ-401	12	3/4" 1800	1
20	1	1000	3/4"	12	RECEPT OFFICE MAJOR	27		28	CC-FUJ-401	12	3/4" 1800	1
20	1	400	3/4"	12	RECEPT OFFICE MAJOR	29		30	CC-FUJ-401	12	3/4" 1800	1
20	1	400	3/4"	12	RECEPT OFFICE MAJOR	31		32	CC-FUJ-401	12	3/4" 1800	1
20	1	400	3/4"	12	RECEPT OFFICE MAJOR	33		34	RECEPT ROOF	12	3/4" 1600	1
20	1	400	3/4"	12	RECEPT OFFICE MAJOR	35		36	SPACE	-	-	-
20	1	400	3/4"	12	RECEPT OFFICE MAJOR	37		38	SPACE	-	-	-
20	1	400	3/4"	12	RECEPT OFFICE MAJOR	39		40	SPACE	-	-	-
20	1	400	3/4"	12	RECEPT OFFICE MAJOR	41		42	SPACE	-	-	-

CONNECTED LOAD (LAMB SECT-2): 36,300 VA 101 AMPS  
 FEEDER: 4#500MCM+1#10 GND+1#10 IS AL N 3" C  
 FED FROM: FED THROUGH LUGS

TYPE: PANELBOARD (WITH ICS)  
 SERVICE: POWER  
 VOLTAGE: 120/208V, 3PH, 4W  
 ENCLOSURE: NEMA 1

**PANEL LAMB**  
**SECT-2**  
 (Existing/Modified)

MAIN BUS: 225A  
 NEUTRAL: M.L.O.  
 MAINS: 10K  
 A.I.C.

AMPS	POLE	TOTAL VA	COND	WIRE	DESC	CKT No.	PHASE	CKT No.	DESC	WIRE COND	TOTAL VA	POLE AMPS
20	1	1200	3/4"	12	RECEPT VISITOR BOOTHS	1		2	CC-FUJ-401	6	1" 9000	2
20	1	1200	3/4"	12	RECEPT WAINING, VEST	3		4	CC-SF-402, CC-CMD-402	12	3/4" 1200	1
20	1	200	3/4"	12	RECEPT MAIL, STORAGE	5		6	COND PUMP, CC-FUJ-401	12	3/4" 300	1
20	1	200	3/4"	12	RECEPT COFF RM 411B	7		8	RECEPT ELEC RM 416	12	3/4" 200	1
20	1	1000	3/4"	12	RECEPT LOBBY, CORR	9		10	CC-CUJ-101 / AHU-101	10	3/4" 1900	2
20	1	1000	3/4"	12	RECEPT LOBBY, CORR	11		12	CC-CUJ-101 / AHU-101	10	3/4" 1900	2
20	1	800	3/4"	12	RECEPT OFF COMMISS	13		14	CC-CUJ-101 / AHU-101	10	3/4" 1900	2
20	1	1000	3/4"	12	RECEPT OFF COMMISS	15		16	CC-CUJ-101 / AHU-101	10	3/4" 1900	2
20	1	800	3/4"	12	RECEPT OFF COMMISS	17		18	CC-CUJ-101 / AHU-101	10	3/4" 1900	2
20	1	200	3/4"	12	RECEPT COFF RM 419	19		20	CC-CUJ-101 / AHU-101	10	3/4" 1900	2
20	1	800	3/4"	12	RECEPT COFF RM 419	21		22	CC-CUJ-101 / AHU-101	10	3/4" 1900	2
20	1	1000	3/4"	12	RECEPT FROBE UIC	23		24	CC-FUJ-401 / AHU-401	10	3/4" 1900	2
20	1	1000	3/4"	12	RECEPT FROBE UIC	25		26	CC-FUJ-401	12	3/4" 1800	1
20	1	1000	3/4"	12	RECEPT OFFICE MAJOR	27		28	CC-FUJ-401	12	3/4" 1800	1
20	1	400	3/4"	12	RECEPT OFFICE MAJOR	29		30	CC-FUJ-401	12	3/4" 1800	1
20	1	400	3/4"	12	RECEPT OFFICE MAJOR	31		32	CC-FUJ-401	12	3/4" 1800	1
20	1	400	3/4"	12	RECEPT OFFICE MAJOR	33		34	RECEPT ROOF	12	3/4" 1600	1
20	1	400	3/4"	12	RECEPT OFFICE MAJOR	35		36	SPACE	-	-	-
20	1	400	3/4"	12	RECEPT OFFICE MAJOR	37		38	SPACE	-	-	-
20	1	400	3/4"	12	RECEPT OFFICE MAJOR	39		40	SPACE	-	-	-
20	1	400	3/4"	12	RECEPT OFFICE MAJOR	41		42	SPACE	-	-	-

CONNECTED LOAD (LAMB SECT-2): 34,800 VA 97 AMPS  
 FEEDER: 4#500MCM+1#10 GND+1#10 IS AL N 3" C  
 FED FROM: FED THROUGH LUGS

TYPE: PANELBOARD (WITH ICS)  
 SERVICE: POWER  
 VOLTAGE: 120/208V, 3PH, 4W  
 ENCLOSURE: NEMA 1

**PANEL UPS1C**  
**(MBC - New)**

MAIN BUS: 150A  
 NEUTRAL: 150A  
 MAINS: M.L.O.  
 A.I.C.

AMPS	POLE	TOTAL VA	COND	WIRE	DESC	CKT No.	PHASE	CKT No.	DESC	WIRE COND	TOTAL VA	POLE AMPS
20	1	400	3/4"	12	RECEPT EOC	1		2	RECEPT IT ROOM 4TH	12	3/4" 400	1
20	1	400	3/4"	12	RECEPT EOC	3		4	RECEPT IT ROOM 4TH	12	3/4" 400	1
20	1	400	3/4"	12	RECEPT EOC	5		6	RECEPT IT ROOM 4TH	12	3/4" 400	1
20	1	400	3/4"	12	RECEPT EOC	7		8	RECEPT IT ROOM 4TH	12	3/4" 400	1
20	1	400	3/4"	12	RECEPT EOC	9		10	RECEPT IT ROOM 4TH	10	3/4" 800	1
20	1	400	3/4"	12	RECEPT EOC	11		12	RECEPT IT ROOM 4TH	10	3/4" 800	1
20	1	400	3/4"	12	RECEPT EOC	13		14	RECEPT IT ROOM 4TH	10	3/4" 800	1
20	1	400	3/4"	12	RECEPT EOC	15		16	RECEPT IT ROOM 4TH	10	3/4" 800	1
20	1	400	3/4"	12	RECEPT EOC	17		18	RECEPT IT ROOM 4TH	12	3/4" 400	1
20	1	400	3/4"	12	RECEPT EOC	19		20	RECEPT COFF RM 411B	12	3/4" 200	1
20	1	400	3/4"	12	RECEPT EOC	21		22	RECEPT COFF RM 411B	12	3/4" 800	1
20	1	400	3/4"	12	RECEPT EOC	23		24	RECEPT RM 411C	12	3/4" 800	1
20	1	400	3/4"	12	RECEPT EOC	25		26	RECEPT RM 411C	12	3/4" 800	1
20	1	400	3/4"	12	RECEPT EOC	27		28	SPACE	-	-	-
20	1	400	3/4"	12	RECEPT EOC	29		30	SPACE	-	-	-
20	1	400	3/4"	12	RECEPT EOC	31		32	SPACE	-	-	-
20	1	400	3/4"	12	RECEPT EOC	33		34	SPACE	-	-	-
20	1	400	3/4"	12	RECEPT EOC	35		36	SPACE	-	-	-
20	1	800	3/4"	12	RECEPT EOC	37		38	SPACE	-	-	-
20	1	800	3/4"	12	RECEPT EOC	39		40	SPACE	-	-	-
20	1	800	3/4"	12	RECEPT EOC	41		42	SPACE	-	-	-

TOTAL CONNECTED LOAD: 24,200 VA 67 AMPS  
 FEEDER: FACTORY MOUNTED  
 FED FROM: UPS1C

TYPE: PANELBOARD (WITH ICS)  
 SERVICE: POWER  
 VOLTAGE: 120/208V, 3PH, 4W  
 ENCLOSURE: NEMA 1

**PANEL UPS2C**  
**(New)**

MAIN BUS: 100A  
 NEUTRAL: 100A  
 MAINS: M.L.O.  
 A.I.C.

AMPS	POLE	TOTAL VA	COND	WIRE	DESC	CKT No.	PHASE	CKT No.	DESC	WIRE COND	TOTAL VA	POLE AMPS
20	1	400	3/4"	12	RECEPT IT ROOM 2ND	1		2	RECEPT IT RM 3RD	12	3/4" 800	1
20	1	800	3/4"	10	RECEPT IT ROOM 2ND	3		4	RECEPT IT RM 3RD	12	3/4" 800	1
20	1	800	3/4"	10	RECEPT IT ROOM 2ND	5		6	RECEPT IT RM 3RD	12	3/4" 800	1
20	1	400	3/4"	12	RECEPT IT ROOM 1ST	7		8	RECEPT IT ROOM 3RD	12	3/4" 400	1
20	1	800	3/4"	10	RECEPT IT ROOM 1ST	9		10	RECEPT IT ROOM 3RD	12	3/4" 400	1
20	1	800	3/4"	10	RECEPT IT ROOM 1ST	11		12	SPACE	-	-	-
20	1	800	3/4"	10	RECEPT IT ROOM 1ST	13		14	SPACE	-	-	-
20	1	800	3/4"	10	RECEPT IT ROOM 1ST	15		16	SPACE	-	-	-
20	1	800	3/4"	10	RECEPT IT ROOM 1ST	17		18	SPACE	-	-	-
20	1	800	3/4"	10	RECEPT IT ROOM 1ST	19		20	SPACE	-	-	-
20	1	800	3/4"	10	RECEPT IT ROOM 1ST	21		22	SPACE	-	-	-
20	1	800	3/4"	10	RECEPT IT ROOM 1ST	23		24	SPACE	-	-	-
20	1	800	3/4"	10	RECEPT IT ROOM 1ST	25		26	SPACE	-	-	-
20	1	800	3/4"	10	RECEPT IT ROOM 1ST	27		28	SPACE	-	-	-
20	1	800	3/4"	10	RECEPT IT ROOM 1ST	29		30	SPACE	-	-	-
20	1	800	3/4"	10	RECEPT IT ROOM 1ST	31		32	SPACE	-	-	-
20	1	800	3/4"	10	RECEPT IT ROOM 1ST	33		34	SPACE	-	-	-
20	1	800	3/4"	10	RECEPT IT ROOM 1ST	35		36	SPACE	-	-	-
20	1	800	3/4"	10	RECEPT IT ROOM 1ST	37		38	SPACE	-	-	-
20	1	800	3/4"	10	RECEPT IT ROOM 1ST	39		40	SPACE	-	-	-
20	1	800	3/4"	10	RECEPT IT ROOM 1ST	41		42	SPACE	-	-	-

TOTAL CONNECTED LOAD: 7,200 VA 20 AMPS  
 FEEDER: 4#4-1#8 GND+1#8 IS CU IN 1-1/4" C  
 FED FROM: PANEL UPS1C

**UPS SCHEDULE**

TAG	MANUFACTURER	RATING	INPUT	OUTPUT	BATTERIES RUN TIME @ FULL LOAD (minutes)	MODEL	NOTES
UPS-C	VERTIV	KVA	V / PH	V / PH	74.0	6M-400	1,2,3,4,5

- NOTES:  
 1. 800A UPS SCALABLE TO 400A  
 2. PROVIDE WITH THREE BATTERY CABINETS  
 3. PROVIDE WITH COMMUNICATIONS CABINETS  
 4. PROVIDE WITH COMMUNICATIONS CABINETS  
 5. STARTUP BY EQUIPMENT MANUFACTURER

**ELECTRICAL PANELS**

Panel Label	Panel Label
PANEL LAMB SECT-2 (Existing)	PANEL LAMB SECT-2 (Existing/Modified)
PANEL UPS1C (MBC - New)	PANEL UPS2C (New)
UPS SCHEDULE	

**INGEMEL S.A.**  
 ENGINEERING COMPANY  
 State of Florida CA No. 9113  
 208741 Johnson Street, Suite 1115  
 Phone: (954) 318-2264 Fax: (954) 450-7216  
 Pembroke Pines, Florida 33029



**LEGENDS:**

**THIS IS THE BEST OF OUR KNOWLEDGE. THE PLANS AND SPECIFICATIONS CONTAINED HEREIN ARE APPLICABLE TO MINIMUM BUILDING CODE.**

**REV No. DATE DESCRIPTION**

11-06-20 ISSUED FOR BID

Project Address:  
 CIVIC CENTER - PEMBROKE PINES  
 601 CITY CENTER WAY  
 PEMBROKE PINES, FL 33025



**PROJECT:**  
 CIVIC CENTER - PEMBROKE PINES  
 601 CITY CENTER WAY  
 PEMBROKE PINES, FL 33025

**CONTENTS:**  
 ELECTRICAL  
 PANEL SCHEDULES

This drawing and the information and design application herein contained is property of INGEMEL S.A. The information contained herein may not be used or reproduced in any manner without written permission of INGEMEL S.A.

**SCALE INDICATED** DATE: 04-24-19  
**DRAWN BY** DWG FILE: 19-036 E-08  
**APPROVED/PEMBRO A** PROJECT NO: 19-036

ELECTRICAL NOTES

- ALL WORK SHALL BE DONE IN ACCORDANCE WITH THE FLORIDA BUILDING CODE 2017, NATIONAL ELECTRICAL CODE (NEC) 2014, NFPA 72, 2015, NFPA 70, 2015 AND NATIONAL ELECTRICAL CODE (NEC) 2014.
- CONTRACTOR SHALL GUARANTEE THE ENTIRE ELECTRICAL WORK, INCLUDING PARTS AND MATERIALS, FOR A PERIOD OF ONE (1) YEAR AFTER FINAL WRITTEN ACCEPTANCE BY THE OWNER.
- THE CONTRACTOR SHALL TAKE PERMITS, PROCURE CERTIFICATES AND PAY ALL FEES CONNECTED THEREWITH.
- THE CONTRACTOR SHALL MAKE FIELD VISITS PRIOR TO BID AND BECOME FAMILIAR WITH THE SCOPE OF WORK INVOLVED IN THIS JOB. EXTRAS SHALL NOT BE ALLOWED FOR FAILURE ON THE CONTRACTOR'S PART TO COMPLY WITH THIS REQUIREMENT.
- ELECTRICAL CONTRACTOR SHALL BE RESPONSIBLE FOR COORDINATION WITH OTHER TRADES AS WELL PROVIDING TEMPORARY POWER AT PROJECT SITE FOR ALL TRADES POWER TO PROJECT SITE.
- ALL MATERIALS SHALL BE NEW, OF TYPES AND NAMES CALLED FOR OR APPROVED EQUAL.
- ALL ELECTRICAL CIRCUITS SHALL BE IDENTIFIED AND LABELED IN THE ELECTRICAL PANEL.
- DRAWINGS ARE DIAGRAMMATIC AND INTENDED TO SHOW APPROXIMATE LOCATIONS AND ARRANGEMENTS ONLY.
- GROUNDING SHALL COMPLY WITH THE NEC ART 250.
- THE ELECTRICAL CONTRACTORS SHALL PROVIDE ALL NECESSARY CONTROL WIRING FOR HVAC EQUIPMENT.
- FEASIBLE CONDUIT SHALL BE USED FOR CONNECTIONS TO VIBRATING EQUIPMENT, TRANSFORMERS, AND RECESSED LIGHT FIXTURES WHERE PERMITTED BY CODE. SPLITITE WHERE USED OUTDOORS.
- PROVIDE ENGRAVED PLASTIC LABELS FOR ALL NEW ELECTRICAL PANELS, CONTROLLERS, DISCONNECT SWITCHES, AND TIME SWITCHES.
- THE CONTRACTOR SHALL FIELD VERIFY ALL DIMENSIONS AND EXISTING CONDITIONS PRIOR TO PROCEEDING WITH ANY WORK. WHERE DISCREPANCIES OCCUR BETWEEN THESE DOCUMENTS AND EXISTING CONDITIONS, THE DISCREPANCY SHALL BE REPORTED TO OWNERS REPRESENTATIVE FOR EXPEDITING AND RESOLUTION.
- EMERGENCY LIGHTS MUST BE AHEAD OF LIGHTING SWITCHES ON LIGHTING CIRCUIT ONLY.
- CONTRACTOR TO ASSURE THAT PROPER CLEARANCE (AS PER MANUFACTURER RECOMMENDATIONS) IS PROVIDED AROUND ALL NEW EQUIPMENT FOR SERVICING AND REPLACEMENT PURPOSES.
- CONTRACTOR SHALL BE RESPONSIBLE FOR ALL CUTTING AND PATCHING REQUIRED OF HIS WORK.
- ALL CONDUCTORS SHALL BE COPPER UNLESS OTHERWISE SPECIFIED. ALL CONDUCTORS # 10 AND SMALLER MAY BE SOLID. ALL CONDUCTORS # 8 AND LARGER SHALL BE STRANDED TYPE.
- ALL WIRING INSTALLATION SHALL BE MADE AS REQUIRED BY NEC ART. 300.
- ALL CONDUCTORS SHALL BE IN CONDUIT. OUTDOOR UNDERGROUND CONDUITS SHALL BE IN PVC SCHEDULE 40 UNDER PAVED AREAS IT SHALL BE ENCASED IN CONCRETE. ALL CONDUITS SHALL BE IDENTIFIED BY THE CONTRACTOR. ALL CONDUITS SHALL BE SET-SCREW FITTINGS FOR CONDUIT 2 1/2" AND SMALLER STEEL PER NEC ART. 334.
- ONCE CONSTRUCTION IS COMPLETED, AS-BUILT DRAWINGS SHALL BE PROVIDED TO OWNERS REPRESENTATIVE DULY SIGNED BY ELECTRICAL CONTRACTOR.

ELECTRICAL SYMBOLS & LEGEND

	DUPLEX RECEPTACLE OUTLET, 120 VOLTS, 3 WIRE, GROUNDING TYPE, 20 AMPS, INSTALL 1/2" x 1/2" UNLESS OTHERWISE NOTED.
	QUAD RECEPTACLE, 20 AMP (1/2" x 1/2" UNLESS NOTED) GROUNDING TYPE 120 V, WALL MOUNTED.
	SPECIAL OUTLET TO MATCH EQUIPMENT REQUIREMENTS.
	TELEPHONE AND DATA OUTLET (1/2" x 1/2" UNLESS NOTED) WALL MOUNTED.
	ELECTRICAL PANEL.
	BRANCH CIRCUIT HOMERUN TO PANEL BOARD NUMBER INDICATE CIRCUIT DESIGNATION.
	JUNCTION BOX.
	ISOLATED GROUND BAR.

ELECTRICAL KEY NOTES

- ALL WORK SHALL BE COORDINATED WITH OWNERS PROJECT MANAGER BEFORE EXECUTION.
- ALL WORK SHALL BE PERFORMED IN A CLEAN MANNER. ALL WORK SHALL BE COORDINATED WITH OWNERS PROJECT MANAGER TO MINIMIZE ANY DISTURBANCE TO OTHER AREAS OF THE BUILDING WHICH ARE TO REMAIN IN OPERATION.
- THESE DRAWINGS ARE DIAGRAMMATIC, IN NATURE AND REPRESENT EXISTING CONDITIONS BASED ON AVAILABLE DRAWINGS AND SITE OBSERVATIONS. CONTRACTOR IS RESPONSIBLE FOR FIELD VERIFICATION OF ALL ACTUAL CONDITIONS, FOR EXACT LOCATIONS AND SIZES OF PIPES, CONDUIT, WIRING, EQUIPMENT, ETC.
- EXISTING WORK TO REMAIN SHALL BE PROTECTED FROM DAMAGE. WORK DAMAGED BY THE CONTRACTOR SHALL BE REPAIRED TO MATCH EXISTING WORK.
- ALL EXISTING CIRCUIT FEEDERS WILL BE REUSED. THE CIRCUIT FEEDERS WILL BE INTERFERED AND EXTENDED TO THE NEW PANEL LOCATIONS AS INDICATED ON DRAWINGS.
- ELECTRICAL CONTRACTOR SHALL REMOVE EXISTING CONDUIT, WIRE AND BOXES THAT WILL NOT BE REUSED. EXISTING PANELS, CONDUIT AND WIRE MAY BE REUSED IF THEY ARE IN GOOD CONDITION AND MATCH NEW REQUIREMENTS.
- ELECTRICAL CONTRACTOR SHALL TRACE AND IDENTIFY ALL CIRCUITS IN ALL PANELS THAT ARE PART OF THIS PROJECT. ONCE CONSTRUCTION IS COMPLETED AS BUILT DRAWINGS SHALL BE PROVIDED TO OWNERS REPRESENTATIVE DULY SIGNED BY THE ELECTRICAL CONTRACTOR.
- UPS MANUFACTURER SHALL SUPPLY POWER AND CONTROL CABLES FOR CONNECTING TO THE UPS. UPS MANUFACTURER SHALL PROVIDE PERMANENT LABELS IDENTIFYING THE CIRCUIT NUMBER IN ALL THE NEW AND/OR RELOCATED ELECTRICAL OUTLETS.



State of Florida CA No. 9113  
20877 Johnson Street, Suite 115  
Pembroke Pines, Florida 33029  
Phone: (954) 318-2264 Fax: (954) 450-7216




LEGENDS:

PER STATE OF FLORIDA BUILDING CODE AND LOCAL ORDINANCES, THE PLANS SHALL BE IN ACCORDANCE WITH THE APPLICABLE MINIMUM BUILDING CODE.

Project Address:  
CIVIC CENTER - PEMBROKE PINES  
601 CIVIC CENTER WAY  
PEMBROKE PINES, FL 33025

REV NO.	DATE	DESCRIPTION
1	11-06-20	ISSUED FOR BID



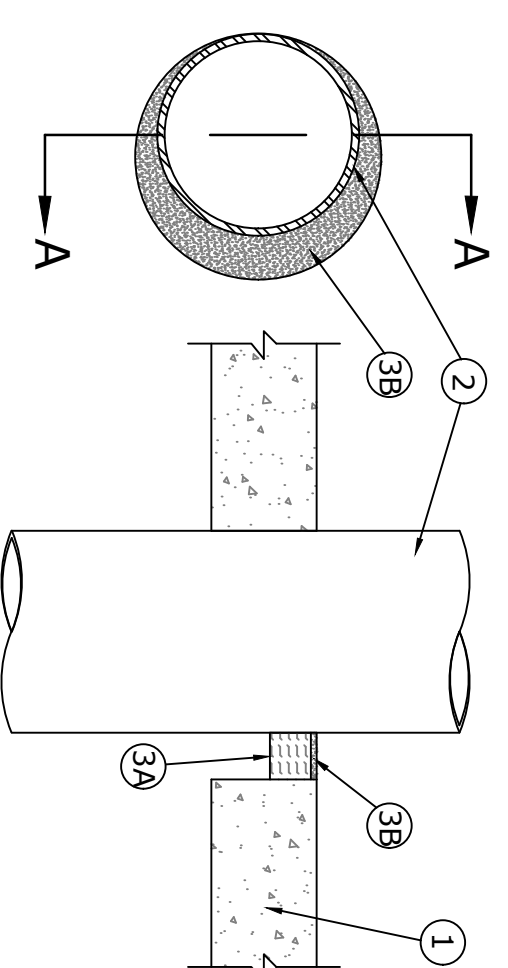
PROJECT:  
CIVIC CENTER  
NEW UPS FOR  
EOC & IT OPERATIONS

CONTENTS:  
ELECTRICAL  
NOTES & SYMBOLS

This drawing and the information and design application herein contained is property of INGEMEL S.A. The information contained herein may not be used or reproduced in any manner without written permission of INGEMEL S.A.

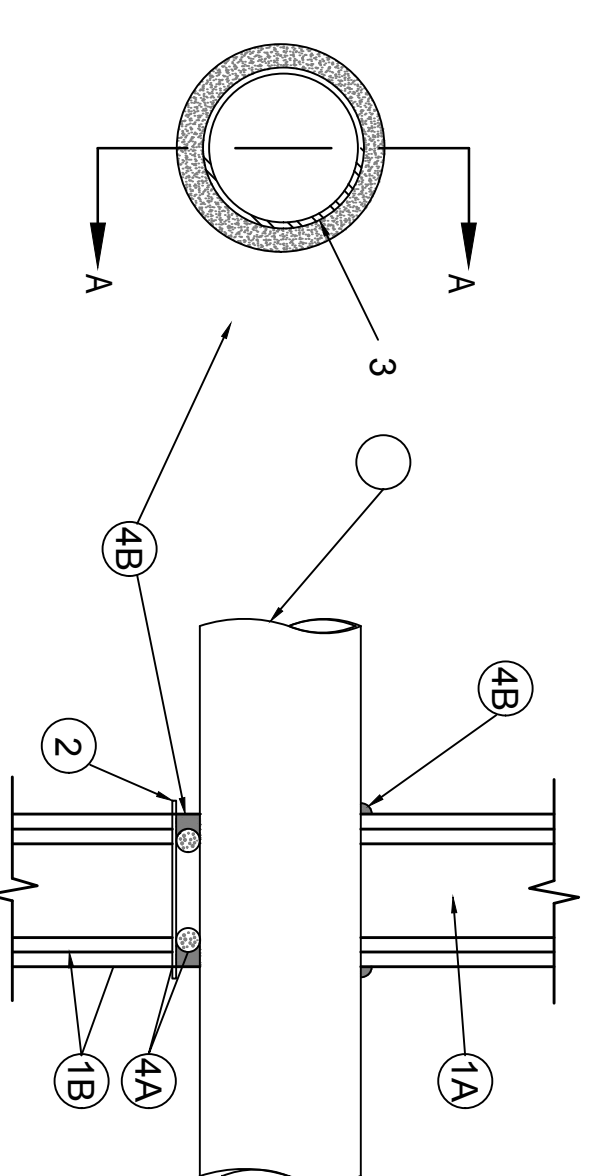
SCALE: INDICATED  
DATE: 04-24-19  
DRAWINGS: DWG FILE: 19-036 E-09  
APPROVED: PEDRO A. PROJECT NO: 19-036

SHEET: E - 09



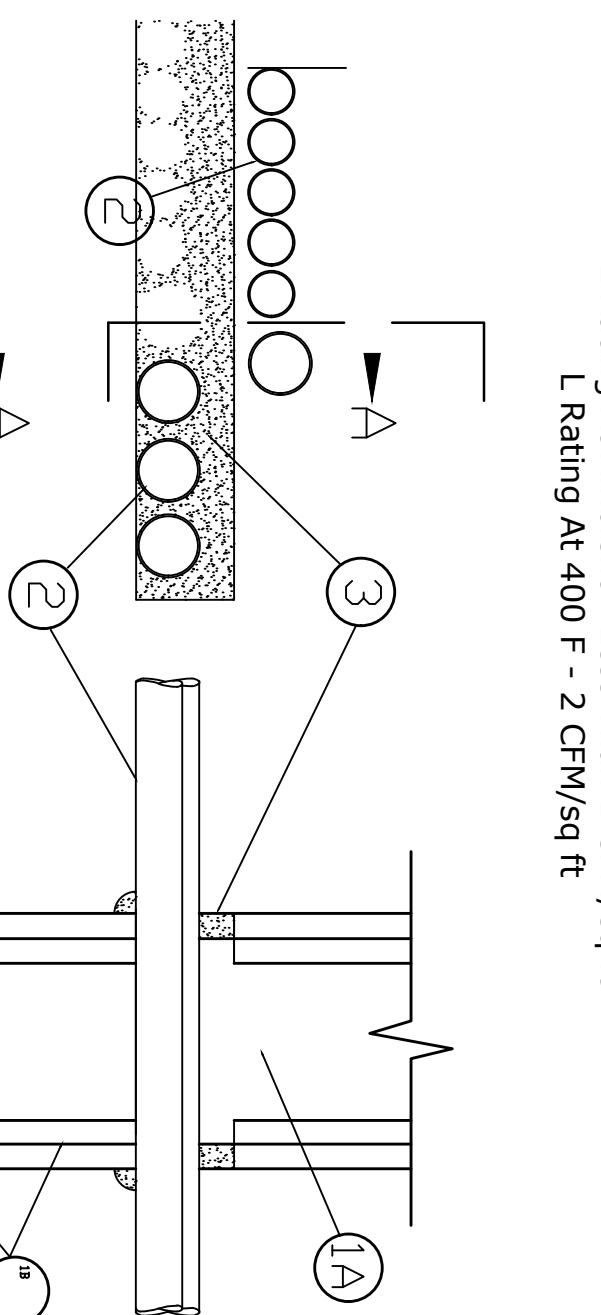
System No. C-AJ-1571  
April 18, 2007  
F Rating - 2 Hr  
T Rating - 0, 1/4 and 1/2 Hr

- Floor or Wall Assembly** - Min 4-1/2 in. thick reinforced lightweight or normal weight (100-150 pcf) concrete. Wall may also be constructed of any UL Classified **Concrete Blocks\***. Max diam of opening is 10-1/4 in. See **Concrete Blocks** (CAZ7) category in the Fire Resistance Directory for names of manufacturers.
- Through Penetrants** - One metallic pipe or tubing to be installed either concentrically or eccentrically within the firestop system. The annular space between tube and periphery of opening shall be min 0 in. to max 2-3/4 in. depending on both sides of floor or wall assembly. The following types and sizes of metallic pipes or tubings may be used:
  - Steel Pipe** - Nom 8 in. diam (or smaller) Schedule 10 (or heavier) steel pipe.
  - Copper Tubing** - Nom 4 in. diam (or smaller) Type L (or heavier) copper tube.
  - Copper Pipe** - Nom 4 in. diam (or smaller) Regular (or heavier) copper pipe.
- Tubing is 1/2 in. when annular space is 1-7/8 in. or less and min 1/2 in. thickness of sealant and min 4 in. thickness of mineral wool is used. T Rating is 1/4 hr when annular space is 1-7/8 in. or less, and min 1/4 in. thickness of sealant and min 2 in. thickness of mineral wool is used. The T Rating is 0 hr for annular spaces greater than 1-7/8 in.**
- Firestop System** - The details of the firestop system shall be as follows:
  - Packing Material** - Min 2 in. thickness of min 4 pcf mineral wool batt insulation firmly packed into opening as a permanent form. Packing material to be recessed from top surface of floor or from both surfaces of wall as required.
  - Fill Void or Cavity Material** - Caulk - Min 1/4 in. thickness of fill material applied within the annulus, flush with top surface of floor or with both surfaces of wall. Min 1/2 in. diam bead of caulk applied to the penetrant/concrete interface at the point contact location on the top surface of floor or both surfaces of wall.



System No. W-L-1422  
April 18, 2007  
F Rating - 1 and 2 Hr  
T Rating - 0 Hr

- Wall Assembly** - Min 1 or 2 hr fire rated gypsum board/stud wall assembly shall be constructed of the materials and in the manner specified in the individual U300 or U400 Series Wall and Partition Designs in the UL Fire Resistance Directory and shall include the following construction feature:
  - Studs** - Wall framing may consist of either wood studs or steel channel studs. Wood studs to consist of non 2 by 4 in. lumber spaced 16 in. OC. Steel channel studs 80 to min 4-1/2 in. wide and spaced max 24 in. OC.
  - Gypsum Board** - Thickness, type, number of layers and fasteners shall be as specified in the individual Wall and Partition Design. Max diam of opening is 14-1/2".
- Hourly F rating of the firestop system is equal to the hourly fire rating of the wall assembly.**
- Through Penetrants** - One metallic pipe, conduit or tubing to be installed concentrically or eccentrically within the firestop system. Pipes, conduit or tubing to be rigidly supported on both sides of wall assembly. The following types and sizes of metallic pipes, pipes, conduit or tubing may used:
  - Steel Pipe** - Nom 12 in. diam (or smaller) Schedule 10 (or heavier) steel pipe. An annular space of 0 in. (point contact) to 1-3/4 in. is required within the firestop system.
  - Iron Pipe** - Nom 12 in. diam (or smaller) Schedule 10 (or heavier) cast iron pipe. An annular space of 0 in. (point contact) to 1-3/4 in. is required within the firestop system.
  - Copper Tubing** - Nom 4 in. diam (or smaller) Type L (or heavier) copper pipe. An annular space of 0 in. (point contact) to 1-7/8 in. is required within the firestop system.
  - Copper Pipe** - Nom 4 in. diam (or smaller) Regular (or heavier) copper pipe. An annular space of 0 in. (point contact) to 1-7/8 in. is required within the firestop system.
  - Conduit** - Nom 6 in. diam (or smaller) Steel conduit or nom 4 in. diam (or smaller) steel electrical metallic conduit. An annular space of 0 in. (point contact) to 1-7/8 in. is required within the firestop system.
  - Packing Material** - In 2 hr assemblies, shall consist of the following:
    - Fill Void or Cavity Material** - Caulk - Min 1/2 in. thickness of fill material applied within the annulus on both surfaces of the wall assembly.



System No. W-L-1228  
May 19, 2005  
F Rating - 1 and 2 Hr (See Item 1)  
T Rating At Ambient - Less Than 1 CFM/sq ft  
L Rating At 400 F - 2 CFM/sq ft

- Wall Assembly** - The 1 or 2 hr fire rated gypsum board/stud wall assembly shall be constructed of the materials and in the manner described in the individual U300 or U400 Series Wall and Partition Design in the UL Fire Resistance Directory and shall include the following construction features:
  - Studs** - Wall framing shall consist of min 3-5/8 in. (92 mm) wide steel channel studs spaced max 24 in. (610 mm) OC.
  - Gypsum Board** - Thickness, type, number of layers and fasteners shall be as specified in the individual U300 Series Wall and Partition Design in the UL Fire Resistance Directory. Max area of opening is 67-1/2 sq. in. (435 sq cm) with max dimension of 22-1/2 in. (572 mm).
- The hourly F Rating of the firestop system is equal to the hourly fire rating of the wall assembly in which it is installed.
- Through Penetrant** - One or more from 2 in. (51 mm) diam (or smaller) rigid steel conduit or electrical metallic tubing and periphery of opening shall be min 0 in. (point contact) to max 1-1/4 in. (0 mm to max 32 mm). The space between conduits or tubing shall be min 1/4 in. to max 1/4 in. (6 mm to max 25 mm). Conduit or tubing to be rigidly supported on both sides of wall assembly.
- Fill Void or Cavity Material** - Caulk or Sealant - Min 5/8 in. (16 mm) thickness of fill material applied within the annulus, flush with both surfaces of wall. Min 1/2 in. (13 mm) diam bead of caulk applied to the penetrant/gypsum board interface at the point contact location on both sides of wall.
  - The hourly T Rating of the firestop system is 0 hr when used in 1 hr rated assemblies.
  - The T Rating for 2 hr rated assemblies is 1/2 and 1 hr for Firebarm 150+ and CP 25W+, respectively.

FIRE STOP DETAIL 1

NOT TO SCALE

FIRE STOP DETAIL 2

NOT TO SCALE

FIRE STOP DETAIL 3

NOT TO SCALE

SHEET: 9 OF 9

## GENERAL NOTES

PLANS ARE BASED UPON ELECTRICAL PLANS BY INGBEL, SA, LLC. CONTRACTOR TO VERIFY ALL DIMENSIONS AND CONDITIONS; CONFIRM WITH ARCH. DRAWINGS. REPORT ANY DISCREPANCIES TO STRUCT. ENGR. PRIOR TO PROCEEDING WITH WORK.

CONSTRUCTION SHALL FOLLOW PER FLORIDA BUILDING CODE 2017.

STRUCTURAL SYSTEMS AND COMPONENTS DESIGN SHALL FOLLOW PER FLORIDA BUILDING CODE 2017.

SEE ARCH. AND MECH. DRAWINGS FOR SIZE AND LOCATION OF OPENINGS IN STRUCTURE NOT SHOWN ON STRUCT. DRAWINGS.

CONTRACTOR IS TO PROTECT EXISTING FACILITIES, STRUCTURES AND UTILITY LINES FROM ALL DAMAGE.

CONTRACTOR IS RESPONSIBLE FOR ADEQUATE BRACING OF STRUCTURAL MEMBERS, WALLS, AND NON-STRUCTURAL ITEMS DURING CONSTRUCTION.

EXISTING FLOOR SYSTEM DESIGNED FOR FOLLOWING LIVE LOADS:

FLOOR (STORAGE) 125 PSF

FLOOR DECK ADDITIONAL SUPPORT DESIGNED FOR THE CONCENTRATED LOADS SHOWN ON PLANS.

ALL STRUCTURAL COMPONENTS AND SYSTEMS SHALL BE DESIGNED FOR SELF WEIGHT, SUPERIMPOSED DEAD LOADS, CONCENTRATED LOADS SHOWN ON PLANS, AND LIVE LOADS SHOWN ABOVE.

STRUCTURAL COMPONENTS AND SYSTEMS SHALL BE ERECTED AND INSPECTED FROM SHOP DRAWINGS, STAMPED APPROVED BY THE ENGINEER OF RECORD.

ALL REFERENCED STANDARDS REFER TO LATEST EDITION.

ALL STRUCTURAL COMPONENTS AND SYSTEMS SHALL BE DESIGNED FOR THE FOLLOWING DEFLECTIONS:

FLOORS LIVE LOAD LONG TERM TOTAL LOAD  
L/760 L/740

## SHOP DRAWING SUBMITTALS

REVIEW OF SUBMITTALS IS FOR GENERAL CONFORMANCE WITH THE DESIGN CONCEPT AS PRESENTED BY THE CONTRACT DOCUMENTS. NO DETAILED CHECK OF QUANTITIES OR DIMENSIONS WILL BE MADE.

THE GENERAL CONTRACTOR/CONSTRUCTION MANAGER IS RESPONSIBLE FOR ASSURING THAT ALL SUBMITTALS COMPLY WITH THE LATEST PROJECT PLANS, SPECIFICATIONS, GOVERNING CODES AND REGULATIONS AND IS SOLELY RESPONSIBLE FOR COORDINATING ALL QUANTITIES, DIMENSIONS, FABRICATION TECHNIQUES AND COORDINATING WORK WITH ALL TRADES.

SHOP DRAWINGS ARE TO BE SUBMITTED IN A TIMELY MANNER ALLOWING ADEQUATE TIME FOR PROCESSING. AN AVERAGE SUBMITTAL WILL BE REVIEWED WITHIN 14 CALENDAR DAYS OF RECEIPT.

SUBMIT SHOP DRAWINGS FOR SPECIFIC COMPONENTS, SUCH AS COLUMNS, FOOTINGS, ETC., IN THEIR ENTIRETY. SHOP DRAWINGS FOR SIMILAR FLOORS SHALL BE SUBMITTED IN THE SAME PACKAGE.

ALL SUBMITTALS ARE TO BE ACCOMPANIED BY A LETTER OF TRANSMITTAL. DO NOT COMBINE DIFFERENT SUBMITTALS ON THE SAME TRANSMITTAL.

ALL SHOP DRAWINGS MUST BEAR EVIDENCE OF THE CONTRACTOR'S APPROVAL. PRIOR TO SUBMITTING.

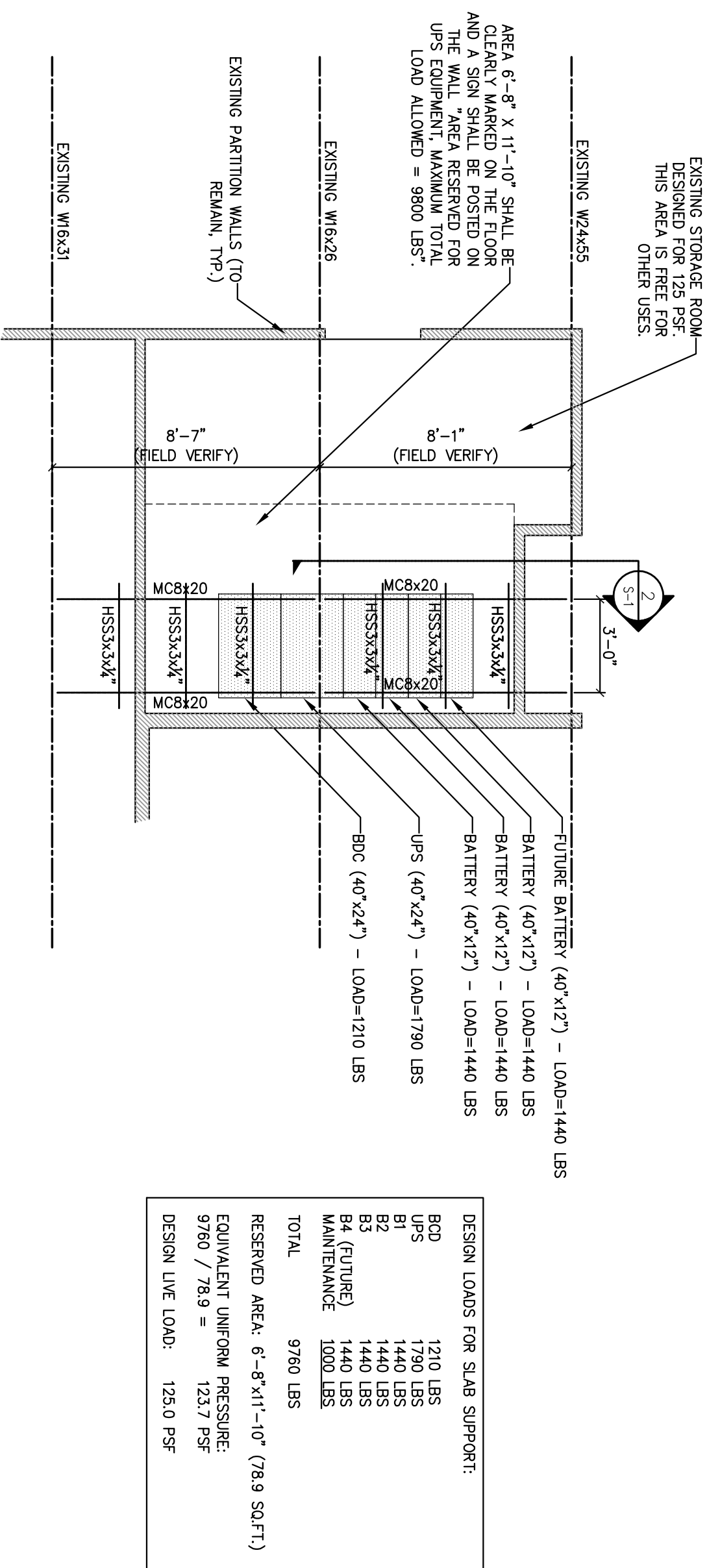
ALL CHANGES AND ADDITIONS MADE ON RE-SUBMITTALS MUST BE CLEARLY FLAGGED AND NOTED. THE PURPOSE OF THE RE-SUBMITTALS MUST BE CLEARLY NOTED ON THE LETTER OF TRANSMITTAL. THE REVIEW OF THE RE-SUBMITTALS WILL BE LIMITED TO THOSE ITEMS CAUSING THE RESUBMISSION.

FOR CHANGES AND ADDITIONS TO SHOP DRAWINGS REQUIRING ENGINEERING INPUT BY A SPECIALTY ENGINEER, SEE THE FOLLOWING NOTES FOR SHOP DRAWINGS REQUIRING SPECIALTY ENGINEER, AND THE NOTES FOR THE INDIVIDUAL COMPONENTS AND SYSTEMS.

SHOP DRAWINGS NOT MEETING THE ABOVE CRITERIA OR SUBMITTED AFTER FABRICATION WILL NOT BE REVIEWED. THE ABOVE CRITERIA OR SUBMITTED AFTER FABRICATION THE STRUCTURAL CONTRACT DOCUMENTS ARE NOT TO BE REPRODUCED FOR USE AS SHOP DRAWINGS.

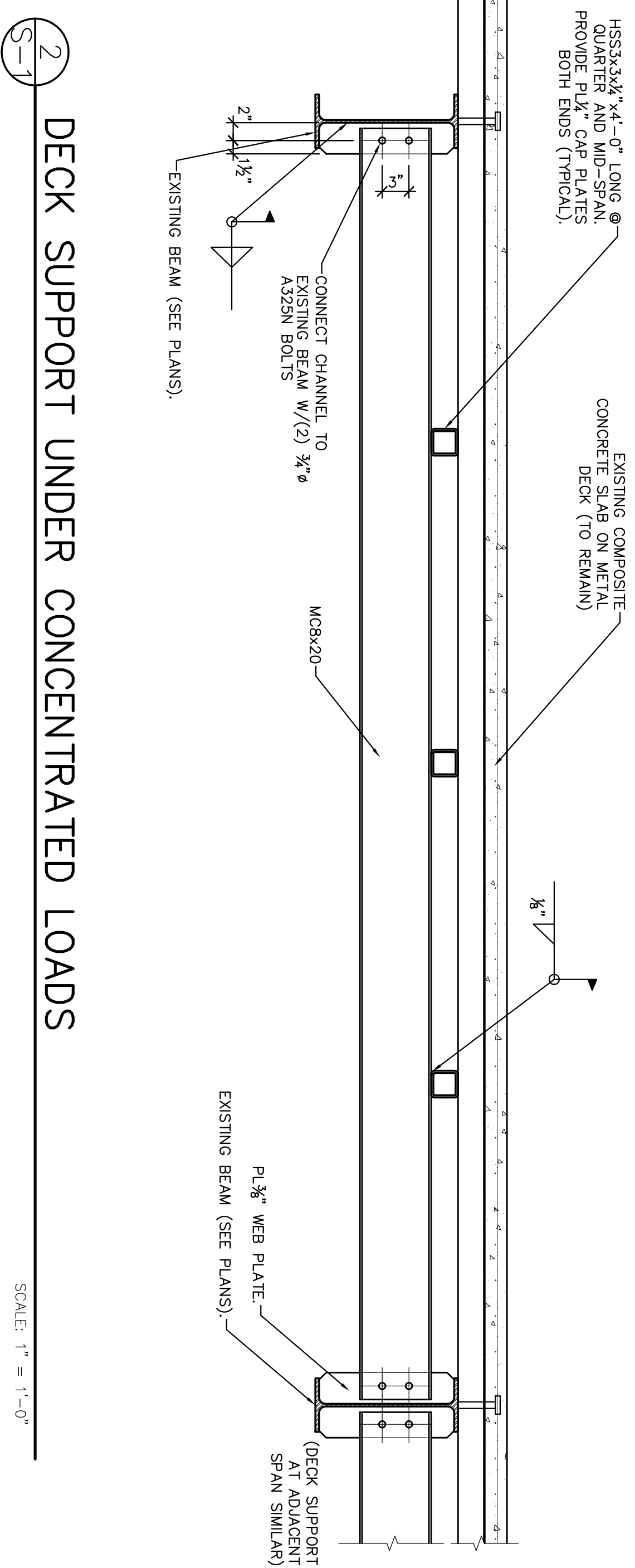
## STRUCTURAL STEEL

- FABRICATION AND ERECTION OF STRUCTURAL STEEL SHALL CONFORM TO AISC SPECIFICATION FOR THE DESIGN, FABRICATION, AND ERECTION OF STRUCTURAL STEEL FOR BUILDINGS.
- WELDING SHALL BE DONE BY CERTIFIED WELDERS PER A.W.S. REQUIREMENTS. USE AWS A5.1 OR A5.1 E70XX SERIES ELECTRODES, UNLESS NOTED OTHERWISE. THE ENGINEER OF RECORD MAY REQUEST NON DESTRUCTIVE TEST TO VERIFY PROPER WELDS.
- UNLESS NOTED, SHOP CONNECTIONS SHALL BE WELDED.
- FIELD CONNECTIONS SHALL BE BOLTED WITH  $\frac{3}{8}$ " DIA. ASTM A-325 BOLTS TYPE N BEARING CONNECTION. USE WASHERS AND NUTS ON ALL BOLTS. BOLTS SHALL BE "SNUG TIGHT".
- FOR MISC. STEEL, NOT SHOWN ON THESE DWGS, SEE ARCH. AND MECH. DWGS.
- ALL STEEL MEMBER CONNECTION DETAILS SHALL BE DESIGNED FOR THE MAXIMUM ALLOWABLE MEMBER SHEAR UNLESS NOTED OTHERWISE.
- IN THE ABSENCE OF SPECIFICATIONS SHOP PAINT ALL NON-GALVANIZED STEEL WITH RED OXIDE PRIMER, MIN. DRY FILM THICKNESS 2 MILS.
- PROVIDE  $\frac{3}{4}$ " CAP PLATE AND  $2\frac{1}{2}$ " DIA. BOLTS DIAGONALLY PLACED CONNECTION FOR ALL BEAMS THAT RIDE OVER PIPE COLUMNS, UNLESS OTHERWISE NOTED. PROVIDE  $\frac{3}{4}$ " STIFFENER PLATE ON EACH SIDE OF BEAM WEB AT COLUMN CENTRLINE.
- REFER TO ARCHITECTURAL PLANS FOR FIREPROOFING OF STRUCTURAL STEEL MEMBERS.
- ALL BOLT HOLES SHALL BE  $\frac{1}{16}$ " LARGER IN DIAMETER THAN BOLT.
- ALL ANCHOR ROOTS SHALL BE ASTM A-36 GRADE A.
- ALL W SHAPE BEAMS SHALL BE ASTM A-992, GRADE 50, F<sub>y</sub>=50 KSI STEEL PER AISC.
- ALL HSS COLUMNS SHALL BE ASTM A500, GRADE B, F<sub>y</sub>=46 KSI STEEL PER AISC.
- ALL MISCELLANEOUS STEEL SHALL BE ASTM A-36.



## FOURTH FLOOR PARTIAL PLAN - STORAGE ROOM 409

SCALE: 1/4" = 1'-0"



## DECK SUPPORT UNDER CONCENTRATED LOADS

SCALE: 1" = 1'-0"

CLAUDIO D. LAPILLI, PE  
STRUCTURAL CONSULTING  
4802 CAPITAL DR  
LAKE WORTH, FL 33463  
OFFICE: (561) 266-3774  
LICENSE #65839  
STATE OF FLORIDA

ISSUE	DATE	DESCRIPTION
	07/22/19	BID ISSUE SET

## UPS LOCATION DECK SUPPORT DETAILS PEMBROKE PINES CIVIC CENTER

City of Pembroke Pines, FL

CREATED BY:  
CDL  
DATE:  
07/22/19  
REVIEWED BY:  
CDL  
JOB #:  
SHEET TITLE:  
STRUCTURAL OPTION A  
SCALE:  
AS SHOWN

CLAUDIO D. LAPILLI, PE  
4802 CAPITAL DR  
LAKE WORTH, FL 33463  
OFFICE: (561) 266-3774

LICENSE #65839  
STATE OF FLORIDA

SHEET NUMBER

S-1

**CIVIC CENTER – NEW UPS FOR EOC & IT OPERATION****Single-Module Uninterruptible Power System  
GUIDE SPECIFICATIONS****1.0 GENERAL****1.1 SUMMARY**

These specifications describe requirements for an Uninterruptible Power System (UPS) optimized for maximum efficiency. The UPS shall automatically maintain AC power to the critical load within specified tolerances and without interruption during failure or deterioration of the normal power source.

The manufacturer shall design and furnish all materials and equipment to be fully compatible with electrical, environmental and space conditions at the site. The UPS shall include all equipment to properly interface the AC power source to the intended load and shall be designed for unattended operation.

**1.2 STANDARDS**

The UPS and all associated equipment and components shall be manufactured in accordance with the following applicable standards:

- The UPS shall be UL listed per UL Standard 1778, Fourth edition, Uninterruptible Power Supplies, and shall be CSA Certified.
- The UPS shall be provided with a Short Circuit Withstand Rating (SCWR) label denoting the maximum source fault short circuit current that is applicable to the unit. The withstand rating shall be independently verified by a nationally recognized, third-party lab.
- The UPS shall withstand input surges to both the rectifier and bypass when configured as either a single-input or dual-input unit without damage as per the criteria in EN62040-2 (4kV). The manufacturer shall provide evidence of compliance upon request.
- The UPS shall comply with FCC Rules and Regulations, Part 15, Subclass B, Class A. This compliance is legally required to prevent interference with adjacent equipment. The UPS shall have a label stating FCC compliance. The manufacturer shall provide evidence and test data of compliance upon request.
- The UPS shall be compatible with the wiring practices, materials and coding in accordance with the requirements of the National Electrical Code, OSHA and applicable local codes and standards. Provisions shall be made in the cabinets to permit installation of input, output and external control cabling using raceway or conduit for top and bottom access to input, output, bypass and DC connections. Connection cabinets shall provide for wiring gutter and wire bend radius as defined by the NEC and UL.

**1.3 SYSTEM DESCRIPTION****1.3.1 Design Requirements**

The UPS shall be sized to provide a minimum of 30kW output (unity load power factor rating).

The UPS output capacity shall have the option to enable scalability at the time of ordering and shall be upgradeable by Vertiv™ Services.

UPS shall be available in this frame size:

- 40kVA frame – Scalable from 10kVA to 40kVA (firmware and hardware upgrade)

## CIVIC CENTER – NEW UPS FOR EOC & IT OPERATION

The UPS shall be able to supply all required power to full rated output kVA loads with power factor from 0.5 lagging to 0.9 leading. The UPS shall also work from unity power factor to 0.5 leading power factors subject to derating.

System AC input shall be 480VAC, three-phase, three wire plus ground. Load voltage and bypass line voltage shall be 208VAC, three-phase, four-wire plus ground. UPS input voltage shall be 208VAC, three-phase, four-wire plus ground. The AC input source and bypass input source shall each be a solidly grounded wye service.

The rectifier AC input and bypass AC input may be fed from separate AC sources with the use of an optional Liebert EXM Dual Transformer Cabinet.

The battery shall support the UPS at 100% rated kW load for at least 74 minutes at 77°F (25°C) at startup.

The UPS shall have an active power factor-corrected IGBT converter/rectifier, capable of maintaining input power factor and input current total harmonic distortion (THDi) within specifications without an additional input filter.

The UPS shall be of transformer-free design, requiring no internal transformer in the main power path for the basic operation of the module. Optional transformers in cabinets or otherwise external to the basic UPS module shall be permissible to provide isolation and/or voltage transformation.

### 1.3.2 Modes of Operation

The UPS shall operate as an on-line reverse transfer system in the following modes:

- A. Normal:** The critical AC load shall be continuously powered by the UPS inverter. The rectifier/charger shall derive power from the utility AC source and supply DC power to the DC-DC converter, which in turn shall supply the inverter while simultaneously float charging the battery.
- B. ECO Mode:** The critical AC load shall be continuously powered by the bypass with the inverter available to power the load if the bypass source voltage or frequency exceeds adjustable parameters of power quality.
- C. Battery:** Upon failure of utility AC power, the critical load shall be powered by the inverter, which, without any switching, shall obtain its power from the battery plant via the DC-DC converter. There shall be no interruption in power to the critical load upon failure or restoration of the utility AC source.
- D. Recharge:** Upon restoration of the utility AC source, the rectifier shall supply power to the output inverter and to the DC-DC converter, which shall simultaneously recharge the batteries. This shall be an automatic function and shall cause no interruption to the critical load.
- E. Bypass:** If the UPS must be taken out of service, the static transfer switch shall transfer the load to the bypass source. The transfer process shall cause no interruption in power to the critical load. An optional external wrap-around maintenance bypass shall be used to ensure full isolation of the unit for the service of internal components while providing safety from arc flash and in compliance with OSHA requirements.
- F. Off-Battery:** If the battery only is taken out of service, it shall be disconnected from the DC-DC converter by means of an external disconnect circuit breaker (in the case of external batteries). The UPS shall continue to function and meet all the specified steady-state performance criteria, except for the power outage backup time capability. If multiple battery strings are used, each string shall be capable of being electrically isolated for safety during maintenance.



## CIVIC CENTER – NEW UPS FOR EOC & IT OPERATION

### 1.3.3 Performance Requirements

The solid-state power components, magnetics, electronic devices and overcurrent protection devices shall operate within the manufacturer's recommended temperature when the UPS is operating at 100% critical load and maintain battery charging under either of the following conditions:

- Any altitude within the specified operating range up to 3300 ft. (1000m) elevation
- Any ambient temperature within the specified operating range of 32°F to 104°F (0°C to 40°C)

### 1.3.4 Input

- A. Voltage:** Input/output voltage specifications of the UPS shall be
- Rectifier AC Input: 208V, three-phase, four-wire-plus-ground
  - Bypass AC Input: 208V, three-phase, four-wire-plus-ground
  - AC Output: 208V, three-phase, four-wire-plus-ground
- B. Voltage Range:** +20%, -15% at full load; -40% at half load
- C. Frequency Range:** 40 - 70Hz
- D. Maximum Inrush Current:** UPS inrush current not to exceed 1.5 times rated input current
- E. Input Current Walk-In:** The UPS shall contain a controlled module walk-in to minimize inrush current upon auto-restart. The module walk-in is programmable for a 1 to 5 second delay.
- F. Power Factor:** Minimum 0.99 at full load with nominal input voltage
- G. Current Distortion:** Less than 5% THD at full load input current in double-conversion mode
- H. Surge Protection:** Withstands input surges of 4kV (Line to ground) without damage as per criteria listed in EN 61000-4-5: 1995
- I. Short Circuit Current Rating:** Units shall carry as standard 65kA Short Circuit Withstand Rating. All ratings shall be certified and a label shall be applied to the unit clearly identifying this rating as required by the National Electrical Code.

### 1.3.5 AC Output

- A. Load Rating:** 100% of load rating at 104°F (40°C) for any load from 0.5 lagging to 0.9 leading
- B. Voltage Regulation:**
- ±1% RMS average for a balanced, three-phase load
  - ±2% for 100% unbalanced load for line-to-line imbalances
- C. Voltage Adjustment Range:** ±5% for line drop compensation adjustable by factory service personnel
- D. Frequency Regulation:**
- Synchronized to bypass: ±2.0Hz default setting, (adjustable by factory service personnel)

## CIVIC CENTER – NEW UPS FOR EOC & IT OPERATION

**E. System Efficiency** (defined as output kW/input kW at rated lagging load power factor; and not less than the values listed below [select kVA rating for this specification]):

kVA Rating	Efficiency (%)			
	25% Load	50%Load	75% Load	100% Load
10	86.40	90.60	92.70	93.67
15	88.90	92.80	93.90	94.10
20	93.08	94.72	94.97	94.67
30	92.30	94.33	94.95	94.83
40	93.9	94.44	95.27	94.72

**F. Phase Imbalance:**

- Balanced loads 120° ±1°
- 100% unbalanced loads 120° ±2°

**G. Voltage Transients** (average of all three phases):

- **0-100% or 100-0%**
  - Response Meets IEC 62040-3: 2010 Figure 2 Curve 1, Class 1
  - Meets ITIC and CBEMA Curve Requirements
  - Transient Voltage Deviation, RMS 5%
  - Recovers within 60 ms

**H. Overload at Full Output Voltage with ±1% voltage regulation:**

- 100% continuously
- 105% - 110% of full load for 60 minutes at 104°F (40°C) ambient
- 110% - 125% of full load for 10 minutes at 104°F (40°C) ambient
- 125% - 150% of full load for 60 seconds at 104°F (40°C) ambient
- >150% of full load for a minimum of 200 milliseconds at 104°F (40°C) ambient

### 1.3.6 Grounding

The UPS chassis shall have an equipment ground terminal.

## 1.4 ENVIRONMENTAL CONDITIONS

The UPS shall be able to withstand the following environmental conditions without damage or degradation of operating characteristics:

**A. Operating Ambient Temperature**

- UPS: 32°F to 104°F (0°C to 40°C) without derating
- Battery: 77°F (25°C), ±5°F (±3°C)

**B. Storage/Transport Ambient Temperature**

- -4°F to 158°F (-20°C to 70°C)

**C. Relative Humidity**

- 0 to 95%, non-condensing

**D. Altitude**

- Operating: To 3300 ft. (1000m) above Mean Sea Level without derating (compliant with IEC/EN 62040-3 at altitudes exceeding 1000m)  
Consult factory for derating above 3300 ft. (1000m) elevation.
- Storage/Transport: To 50,000 ft. (15,000m) above Mean Sea Level

## **CIVIC CENTER – NEW UPS FOR EOC & IT OPERATION**

### **E. Audible Noise Level**

- 59 dBA measured 4.6 ft. (1.4m) from the surface of the unit

## **1.5 SUBMITTALS**

### **1.5.1 Proposal Submittals**

Submittals with the proposal shall include:

- Descriptions of equipment to be furnished, including deviations from these specifications.
- Document stating compliance with FCC requirements.
- Document stating listing to UL, including edition used for listing.
- Document showing compliance with required SCCR and labeling.
- System configuration with single-line diagrams.
- Detailed layouts of customer power and control connections.
- Functional relationship of equipment, including weights, dimensions and heat dissipation.
- Information to allow distribution system coordination.
- Size and weight of shipping units to be handled by contractor.

### **1.5.2 Order Submittals**

Submittals supplied at time of order shall include:

- All the documentation presented with the proposal, per Section 1.5.1 above.
- Detailed installation drawings including all terminal locations.
- Interconnect wiring diagrams showing conduit wiring with terminal numbers for each wire.

### **1.5.3 UPS Delivery Submittals**

Submittals upon UPS delivery shall include:

- A complete set of submittal drawings.
- Two (2) sets of instruction manuals. Manuals shall include a functional description of the equipment, safety precautions, instructions, step-by-step operating procedures and routine maintenance guidelines, including illustrations.

## **1.6 WARRANTY**

### **1.6.1 UPS Warranty**

The UPS manufacturer shall warrant the unit against defects in workmanship and materials for 12 months after initial startup or 18 months after the shipping date, whichever comes first.

### **1.6.2 Warranty – End User**

Warranties associated with items not manufactured by the UPS supplier but included as part of the system shall be passed through to the end user.

## **1.7 QUALITY ASSURANCE**

### **1.7.1 Manufacturer's Qualifications**

A minimum of 20 years' experience in the design, manufacture and testing of solid-state UPS systems shall be required.

The quality system for the engineering and manufacturing facility shall be certified to conform to Quality System Standard ISO 9001 for the design and manufacture of power protection systems for computers and other sensitive electronics

**CIVIC CENTER – NEW UPS FOR EOC & IT OPERATION****1.7.2 Factory Testing**

Before shipment, the manufacturer shall fully and completely test the UPS unit to ensure compliance with the specification.

The UPS unit shall be tested at the system-specified capacity. Testing shall be done using load banks at part-load and the full kW rating of the unit.

Operational discharge and recharge tests to ensure guaranteed rated performance.

System operations such as startup, shutdown and transfers shall be demonstrated.

A certified copy of the test results shall be available for each system as indicated on the order.

**CIVIC CENTER – NEW UPS FOR EOC & IT OPERATION****2.0 PRODUCT****2.1 FABRICATION****2.1.1 Materials**

All materials of the UPS shall be new, of current manufacture, high grade and shall not have been in prior service except as required during factory testing. All active electronic devices shall be solid-state. All power semiconductors shall be sealed. Control logic and fuses shall be physically isolated from power train components to ensure operator safety and protection from heat.

**2.1.2 UPS Internal Wiring**

Wiring practices, materials and coding shall be in accordance with the requirements of the National Electrical Code, OSHA and applicable local codes and standards. All bolted connections of busbars, lugs and cables shall be in accordance with requirements of the National Electrical Code and other applicable standards. All electrical power connections shall be torqued to the required value and marked with a visual indicator.

**2.1.3 Field Wiring**

All field wiring power connections shall be to tin-plated copper busbars for connection integrity. Busbars shall have adequate space to allow two-hole, long-barrel, compression type lugs forming a permanent connection between field wiring and field-installed lugs.

Provisions shall be made in the cabinets to permit installation of input, output and external control cabling using raceway or conduit. Provision shall be made for top and bottom access to input, output, bypass and DC connections. In conformance with the NEC, connection cabinets shall provide for adequate wire bend radius.

**2.1.4 Construction and Mounting**

The UPS shall be in NEMA Type 1 enclosures, designed for floor mounting. The UPS shall be structurally adequate and have provisions for hoisting, jacking and forklift handling. Maximum cabinet height shall be 78.7 in. (2000mm).

The UPS shall be NEMA Type 1-compliant, with front doors open to enable safe change of air filters without the need for shutdown.

**2.1.5 Cooling**

Adequate ventilation shall be provided to ensure that all components are operated well within temperature ratings.

Temperature sensors shall be provided to monitor the UPS's internal temperature. Upon detection of temperatures in excess of the manufacturer's recommendations, the sensors shall cause audible alarms to be sounded and visual alarms to be displayed on the UPS control panel. Air filters shall be located at the point of air inlet and shall be changeable. No service clearance or ventilation shall be required in the rear of the system.

**2.2 EQUIPMENT****2.2.1 UPS System**

The UPS system shall consist of an IGBT power factor-corrected rectifier, DC-DC converter and three-phase, transformer-free inverter, bypass static transfer switch, bypass synchronizing circuitry, protective devices and accessories as specified. The specified system shall also include a battery disconnect breaker and battery system.

**2.2.2 Surge Protection**

The UPS shall have built-in protection against surges, sags and overcurrent from the AC source. The protection shall meet the requirements of ANSI C62.41 A3 and B3 including:

- 6kV, 100kHz ring wave, line-to-line, line-to-neutral, line-to-ground and neutral-to-ground
- 6kV, combined wave, line-to-line, line-to-neutral, line-to-ground and neutral-to-ground

## **CIVIC CENTER – NEW UPS FOR EOC & IT OPERATION**

### **2.2.3 Output Protection**

The UPS shall be protected against sudden changes in output load and short circuits at the output terminals. The UPS shall have built-in protection against permanent damage to itself and the connected load for all predictable types of malfunctions. Fast-acting, current-limiting devices shall be used to protect against cascading failure of solid-state devices. Internal UPS malfunctions shall cause the module to trip off-line with minimum damage to the module and provide maximum information to maintenance personnel regarding the reason for tripping off-line. The load shall be automatically transferred to the bypass line uninterrupted for an internal UPS malfunction. The status of protective devices shall be indicated on a graphic display screen on the front of the unit.

## **2.3 COMPONENTS**

### **2.3.1 Rectifier**

The term rectifier shall denote the solid-state equipment and controls necessary to convert alternating current to regulated direct current to supply the inverter and charge the battery. The DC output of the rectifier shall meet the input requirements of the inverter without the battery being connected.

#### **A. Input Current Harmonic Distortion**

The rectifier shall actively control and reduce input current distortion over the full operating range of the UPS without the need for an additional passive input filter. Input current THD shall be less than 5% at rated load and nominal voltage in double-conversion mode.

#### **B. Dynamic Current Input Limit Reduction**

The rectifier, in conjunction with the other UPS controls and circuitry, shall adjust the current demanded for battery charging as a function of UPS wattage load and input voltage level.

### **2.3.2 DC-DC Converter**

The term *DC-DC converter* shall denote the equipment and controls to regulate the output of the rectifier to the levels appropriate for charging the battery and to boost the battery voltage to the level required to operate the inverter. The DC-DC converter shall be solid-state, capable of providing rated output power and, for increased performance, shall be a pulse width-modulated design and shall utilize insulated gate bipolar transistors (IGBTs). The DC-DC converter shall control charging of the battery. The AC ripple voltage of the charger DC shall not exceed 1% RMS of the float voltage.

#### **A. Battery Equalize Charge**

A manually initiated equalize charge feature shall be provided to apply an equalize voltage to the battery. The duration of equalize charge time shall be adjustable from 8 to 30 hours. A method shall be available to deactivate this feature for valve regulated battery systems.

#### **B. Stop Battery Charging Function**

Battery charging may be stopped by a shunt trip of the battery cabinet breaker when overtemperature is sensed in the battery cabinet, on generator or when environmental contact is closed.

#### **C. Overvoltage Protection**

There shall be DC overvoltage protection so that if the DC voltage rises to the pre-set limit, the UPS shall shut down automatically and initiate an uninterrupted load transfer to bypass or shall disconnect the battery via the DC breaker(s) in the battery string.

#### **D. Temperature-Compensated Charging**

The UPS shall adjust the battery charging voltage based on the battery temperature reported from external battery temperature sensors. When multiple sensors are used, the voltage shall be based on the average temperature measured. Excessive difference in the temperature measurements shall be reported and the charging voltage adjusted to protect the batteries from excessive current.

## **CIVIC CENTER – NEW UPS FOR EOC & IT OPERATION**

### **E. Battery Load Testing**

The UPS shall be capable of performing battery load testing under operator supervision. To accomplish this, the rectifier shall reduce charging voltage to force the batteries to carry the load for a short time. If the curve of battery voltage drop indicates diminished battery capacity, the UPS shall display an alarm message. If the voltage drop indicates battery failure, the UPS shall terminate the test immediately and annunciate the appropriate alarms.

### **2.3.3 Inverter**

The term *inverter* shall denote the equipment and controls to convert direct current from the rectifier or battery via the DC-DC converter to precise alternating current to power the load. The inverter shall be solid-state, capable of providing rated output power and, for increased performance, the inverter shall be a pulse-width-modulated design and shall utilize insulated gate bipolar transistors (IGBTs). To further enhance reliable performance and efficiency, the inverter shall not require an inverter output series static switch/isolator for the purposes of overload or fault isolation or transfers to bypass.

#### **A. Overload Capability**

The inverter shall be able to withstand an overload across its output terminals while supplying full rated voltage of up to 150% for 60 seconds. The inverter shall be capable of at least 200% current for short-circuit conditions including phase-to-phase, phase-to-ground and three-phase faults. After the fault is removed, the UPS shall return to normal operation without damage. If the short circuit is sustained, the load shall be transferred to the bypass source and the inverter shall disconnect automatically from the critical load bus.

#### **B. Output Frequency**

The inverter shall track the bypass continuously, providing the bypass source maintains a frequency of 60Hz  $\pm$ 1% (0.6 Hz).

#### **C. Phase-to-Phase Balance**

The inverter shall provide a phase-to-phase voltage displacement of no worse than  $\pm$ 3% with a 100% unbalanced load.

#### **D. Inverter Fault Sensing and Isolation**

The UPS shall be provided with a means to detect a malfunctioning inverter and isolate it from the critical load bus to prevent disturbance of the critical load voltage beyond the specified limits.

#### **E. Battery Protection**

The inverter shall be provided with monitoring and control circuits to protect the battery system from damage due to excessive discharge. Inverter shutdown shall be initiated when the battery voltage has reached the end of discharge voltage. The battery end-of-discharge voltage shall be calculated and automatically adjusted for partial load conditions to allow extended operation without damaging the battery. Automatic shutdown based on discharge time shall not be acceptable.

### **2.3.4 Inverter Bypass Operation**

When maintenance is required or when the inverter cannot maintain voltage to the load due to sustained overload or malfunction, a bypass circuit shall be provided to isolate the inverter output from the load and provide a path for power directly from an alternate AC (bypass) source. The UPS control system shall constantly monitor the availability of the inverter bypass circuit to perform a transfer. The inverter bypass circuit shall consist of a continuous duty bypass static switch and an overcurrent protection device to isolate the static bypass switch from the bypass utility source. The bypass static switch shall denote the solid-state device incorporating SCRs (silicon controlled rectifiers) that can automatically and instantaneously connect the alternate AC source to the load.

#### **A. Static Bypass Switch Rating**

The static bypass switch shall be rated for continuous duty operation at full rated load for highest reliability without the use of mechanical devices, such as those used with a momentary rated device.

## **CIVIC CENTER – NEW UPS FOR EOC & IT OPERATION**

### **B. Manual Load Transfers**

A manual load transfer between the inverter output and the alternate AC source shall be initiated from the control panel. Manually initiated transfers shall be make-before-break, utilizing the inverter and the bypass static switch.

### **C. Automatic Load Transfers**

An automatic load transfer between the inverter output and the alternate AC source shall be initiated if an overload condition is sustained for a period in excess of the inverter output capability or due to a malfunction that would affect the output voltage. Transfers caused by overloads shall initiate an automatic retransfer of the load to the inverter only after the load has returned to a level within the rating of the inverter source and the alarm has been acknowledged.

### **D. Momentary Overloads**

In the event of a load current inrush or branch load circuit fault in excess of the inverter rating, the bypass static switch shall connect the alternate AC source to the load for at least 600 milliseconds, allowing up to 1000% of the normal rated output current to flow. Output voltage shall be sustained to the extent the alternate AC source capacity permits. If the overload condition is removed before the end of the 600-millisecond period, the bypass static switch shall turn Off and the load shall remain on inverter power. If the overload remains, then a transfer to the alternate AC source is to be completed.

### **E. Back-Feed Protection**

As required by UL1778 and CSA, the static transfer switch shall not back-feed UPS power to the bypass distribution system while the UPS is operating on battery during a bypass power outage. The purpose of this requirement is to prevent the risk of electrical shock on the distribution system when the normal source of power is disconnected or has failed. If a shorted SCR is detected, the static transfer switch shall be isolated by an internal automatic circuit breaker and an alarm message shall be annunciated at the UPS control panel. The load shall remain on conditioned and protected power after detection of a shorted SCR and isolation of the bypass static switch.

### **F. Active ECO-Mode**

When selected, this mode of operation shall transfer the load to the bypass source and maintain it there as long as the bypass source frequency, slew rate and voltage are within the adjusted operating parameters. While in this mode, the inverter shall remain operating to be able to instantaneously assume the load without interrupting the output voltage. Should the bypass source go outside the adjusted limits, the bypass static switch shall turn Off, isolating the load from the bypass while the inverter assumes the full critical load. The load shall be transferred from the bypass source to the inverter while maintaining the output voltage within the ITIC and CBEMA curves.

## **2.3.5 Display and Controls**

### **A. UPS Control Panel**

The UPS shall be provided with a microprocessor-based control panel for operator interface (may also be referred to as User Interface, or UI) to configure and monitor the UPS. The control panel shall be located on the front of the unit where it can be operated without opening the hinged front door. A backlit, menu-driven, full-graphics, color touchscreen liquid crystal display shall be used to enter setpoints for the battery test (duration and end voltage), display system information, metering information, a one-line diagram of the UPS and battery, active events, event history, startup instructions and transfer and shutdown screens.

No mechanical push buttons shall be used.

### **B. Logic**

UPS system logic and control programming shall reside in a microprocessor-based control system with nonvolatile flash memory. Rectifier, inverter and system control logic shall utilize high-speed digital signal processors (DSPs). CANbus shall be used to communicate between the logic and the User Interface as well as the options. Switches, contacts and relays shall be used only to signal the logic system as to the status of mechanical devices or to signal user control inputs. Customer external signals shall be isolated from the UPS logic by relays or optical isolation.



## CIVIC CENTER – NEW UPS FOR EOC & IT OPERATION

### C. Metered Values

A microprocessor shall control the display and memory functions of the monitoring system. All three phases of three-phase parameters shall be displayed simultaneously. All voltage and current parameters shall be monitored using true RMS measurements for accuracy to  $\pm 3\%$  of voltage,  $\pm 5\%$  AC current. The following parameters shall be displayed:

- Input voltage, line-to-line
- Input current per phase
- Input frequency
- Input apparent power (kVA)
- Battery voltage
- Battery charging/discharging current
- Output voltage, line-to-line
- Output frequency
- Bypass input voltage, line-to-line
- Bypass input frequency
- Load current
- Load real power (kW), total and percentage
- Load apparent power (kVA), total and percentage
- Load percentage of capacity
- Battery temperature, each battery string
- Battery state of charge

### D. Power Flow Indications

A power flow diagram shall graphically depict whether the load is being supplied from the inverter, bypass or battery and shall provide, on the same screen, the status of the following components:

- AC Input Circuit Breaker (optional)
- Battery Circuit Breaker, each breaker connection of complete battery complement, complete disconnection and partial connection (one or more, but not all breakers open.)
- Maintenance Bypass Status

### E. Main Display Screen

The following UPS status messages shall be displayed:

- Rectifier (Off / Soft Start / Main Input On / Battery Input On)
- Input Supply (Normal Mode / Battery Mode / All Off)
- Battery Self Test (True / False)
- Input Disconnect (Open / Closed)
- EPO (True / False)
- Charger (On / Off)
- Output Disconnect (Open / Closed)
- Maint. Disconnect (Open / Closed)
- Bypass Disconnect (Open / Closed)
- Inverter (Off / Soft Start / On)
- Bypass (Normal / Unable To Trace / Abnormal)
- Output Supply (All Off / Bypass Mode / Inverter Mode / Output Disable)
- Inverter On (Enable / Disable)

**CIVIC CENTER – NEW UPS FOR EOC & IT OPERATION****F. HMI Control Buttons**

Buttons shall be provided to start and stop the inverter. A pop-up message requesting confirmation shall be displayed whenever a command is initiated that would change the status of the UPS.

Other buttons shall be provided to reset faults and silence the alarm buzzer.

**G. Event Log**

This menu item shall display the list of events that have occurred recently while the UPS was in operation. The Event Log shall store up to 2048 events, with the oldest events being overwritten first if the log's capacity is reached.

**H. Battery Status Indicator**

A battery status indicator shall display DC alarm conditions, temperature, battery state of charge, the present battery voltage, total discharge time, status of last battery test and battery time remaining during discharge.

The UPS shall provide the operator with controls to perform the following functions:

- Configure and manage manual battery test
- Modify test duration and minimum voltage
- Start battery test
- Monitor test status and progression
- Stop battery test
- Battery test status

**I. Alarms**

The following alarm messages shall be displayed:

- Mains Voltage Abnormal
- Mains Undervoltage
- Mains Freq. Abnormal
- Charger Fault
- Battery Reversed
- No Battery
- Parallel Comm. Fail
- Bypass Unable To Track
- Bypass Abnormal
- Inverter Asynchronous
- Fan Fault
- Control Power Fail
- Unit Over Load
- System Over Load
- Bypass Phase Reversed
- Transfer Time-Out
- Load Sharing Fault
- Bypass Over Current.

## CIVIC CENTER – NEW UPS FOR EOC & IT OPERATION

### J. Controls

System-level control functions shall be:

- Start Inverter (and transfer to inverter)
- Stop Inverter (after transferring to bypass)
- Startup Screen
- Battery Test Setpoint Adjustment
- Configure Manual Battery Test
- Initiate Manual Battery Test
- System Settings (Time, Date, Language, LCD Brightness, Password, Audio Level)
- Alarm Silence Command
- Fault Reset Command
- ECO mode

### K. Manual Procedures

- Load Transfers: HMI buttons (START INVERTER, STOP INVERTER) shall provide the means for the user to transfer the load to bypass and back on UPS.

#### 2.3.6 Self-Diagnostics

- Event Log File - The control system shall maintain a log of the event conditions that have occurred during system operation. Each log shall contain the event name, event time/date stamp and a set/clear indicator.

#### 2.3.7 Remote Monitoring and Integration Capabilities

- A. LIFE™ Services:** The UPS manufacturer shall provide as an option LIFE services, which provides 24x7 continuous monitoring of events and parametric data, event and data analysis reports and dispatch of factory-trained field service personnel. The UPS shall be able to initiate periodic and critical event-driven communication with a remote service center to transfer event and parametric data for analysis and action. The remote service center shall be staffed with factory-trained service personnel who are capable of receiving, analyzing and interpreting the communicated events and data. The remote service center personnel shall also be capable of dispatching factory-trained field service personnel to the location of the UPS.
- B. Communication Cards:** The UPS can be equipped with up to three optional communication card(s) including:
- Optional Liebert IntelliSlot™ Unity™ card providing Web-based UPS monitoring and management capabilities, LIFE Services delivery and two of the following third-party open protocols:
    - SNMP protocols (v1, v2, v3)
    - Modbus RTU or Modbus TCP
    - BACnet MSTP or BACnet IP
- Note: Modbus RTU and BACnet MSTP cannot both be enabled simultaneously.*
- Optional Liebert SiteScan® Interface card to interface with Liebert SiteScan Web software.
  - Liebert IntelliSlot Unity LIFE card included to enable LIFE Services when the optional Liebert IntelliSlot Unity card is not purchased.
- C. Output Alarm Contacts:** Dry contact outputs shall be provided for Summary Alarm, Bypass Active, Low Battery and AC Input Failure.
- D. Customer Input Contacts:** The UPS shall have four discrete input contacts available for the input and display of customer-provided alarm points or to initiate a pre-assigned UPS operation. Each input can be signaled by an isolated, external, normally open contact.

## CIVIC CENTER – NEW UPS FOR EOC & IT OPERATION

When an assembly is selected as a pre-assigned UPS operation, the following actions shall be initiated:

- On Generator—Provides selectable choices to enable or disable battery charging, and enable or disable ECO Mode operation while on generator.
- Transfer to Bypass—Manual command to transfer from inverter operation to static bypass operation.
- Fast Power Off—Emergency Module Off (EPO) command to stop UPS operation.
- Acknowledge Fault—Acknowledge a UPS alarm condition and present faults will be reset.
- Bypass/Inverter Off—Emergency Power Off (EPO) command to stop UPS operation.
- External Maintenance Bypass Breaker (MBB) status (open or closed)

### **2.3.8 Battery Disconnect Breaker**

The battery cabinet shall have a properly rated circuit breaker (600VDC) to isolate it from the Liebert EXM UPS. This breaker shall be in a separate NEMA-1 enclosure or in a matching battery cabinet. When this breaker is open, there shall be no battery voltage in the UPS enclosure. The UPS shall be automatically disconnected from the battery by a shunt trip of the battery cabinet breaker when signaled by other control functions.

## **3.0 STORED ENERGY SYSTEMS**

The UPS system shall be provided with a stored energy system that shall comply with the specifications of:

- Flooded-Cell Battery System,
- Valve-Regulated, Lead-Acid Battery System,

Specifications describing the requirements for the customer-specified stored energy system are contained in SL-25418GS, available at the Liebert Web site.

## **4.0 EXECUTION**

### **4.1 FIELD QUALITY CONTROL**

The following inspections and test procedures shall be performed by factory-trained field service personnel during the UPS startup.

#### **A. Visual Inspection**

- Inspect equipment for signs of damage.
- Verify installation per drawings supplied with installation manuals or submittal package.
- Inspect cabinets for foreign objects.
- Verify that neutral and ground conductors are properly sized and configured per Vertiv requirements as noted in Vertiv drawings supplied with installation manuals or submittal package.
- Inspect each battery jar for proper polarity.
- Verify that all printed circuit boards are configured properly.

#### **B. Mechanical Inspection**

- Check all control wiring connections for tightness.
- Check all power wiring connections for tightness.
- Check all terminal screws, nuts and/or spade lugs for tightness.

#### **C. Electrical Inspection**

- Check all fuses for continuity.
- Confirm input and bypass voltage and phase rotation are correct.
- Verify control transformer connections are correct for voltages being used.
- Ensure connection and voltage of the battery string(s).

**CIVIC CENTER – NEW UPS FOR EOC & IT OPERATION****4.2 UNIT STARTUP**

1. Energize control power.
2. Perform control/logic checks and adjust to meet Vertiv specification.
3. Verify DC float and equalize voltage levels.
4. Verify DC voltage clamp and overvoltage shutdown levels.
5. Verify battery discharge, low battery warning and low battery shutdown levels.
6. Verify fuse monitor alarms and system shutdown.
7. Verify inverter voltages and regulation circuits.
8. Verify inverter/bypass sync circuits and set overlap time.
9. Perform manual transfers and returns.
10. Simulate utility outage at no load.
11. Verify proper recharge.

**4.3 MANUFACTURER'S FIELD SERVICE****A. Service Personnel**

The UPS manufacturer shall directly employ a nationwide service organization, consisting of factory-trained field service personnel dedicated to the startup and maintenance of UPS and power equipment.

The manufacturer shall provide a national dispatch center to coordinate field service personnel schedules. One toll-free number shall reach a qualified support person 24 hours a day, 7 days a week and 365 days a year. If emergency service is required, on-site response time shall be 4 hours or less within 150 miles of a Vertiv™ Services center.

Two local customer engineers shall be assigned to the site with a regional office as a backup. Escalation procedures shall be in place to notify Power Technical Support if a site is not functioning within 24 hours.

**B. Automated Site Monitoring**

The UPS manufacturer shall provide as an option an automated site monitoring service. This service shall be staffed by a qualified support person 24 hours a day, 7 days a week and 365 days a year. At the detection of an alarm within the UPS, the controls shall initiate communication with the monitoring service. The monitoring service shall be capable of interpreting the communicated alarms to allow dispatch of a service engineer.

**C. Replacement Parts Stocking**

Parts shall be available through an extensive network to ensure round-the-clock parts availability throughout the country.

Spare parts shall be stocked by local field service personnel with backup available from national parts centers and the manufacturing location. A Customer Support Parts Coordinator shall be on call 24 hours a day, 7 days a week, 365 days a year for immediate parts availability.

**D. Maintenance Contracts**

A complete offering of preventive and full-service maintenance contracts for both the UPS system and battery system shall be available.

**CIVIC CENTER – NEW UPS FOR EOC & IT OPERATION****5.0 BILL OF MATERIALS (VERTIV OR APPROVED EQUAL)**

**Vertiv-Liebert EXM Single Module UPS System each consisting of the following: One (1) 30kVA Liebert EXM UPS, model 47SA040DACM2012, with the following features:**

- System Input Voltage of 480V, 60Hz, 3 Phase, 3 wire plus ground
- System Output Voltage of 208/120V, 3 Phase, 4 wire plus ground
- 30kVA Scalable to 40kVA UPS System
- Single Input Configuration
- One (1) IntelliSlot Unity Dual Protocol Card; P/N: IS-UNITY-DP; Monitoring and configuration of Vertiv products and environmental sensors through stand-alone Web UI or integration with Trellis™, Liebert Nform, LIFE™ Services. Supports third-party management systems using SNMP, Modbus or BACnet.
- Transformer-Free Architecture - Efficiency up to 95% in double conversion mode
- Unity Power Factor Rating - Delivers more usable power per kVA
- Load Power Factor Support - Supports loads 0.5 lagging to unity without derating
- Energy Optimization Mode (Eco-Mode)
- 65kAIC Rating - Provides interrupting rating and labeling of 65kA
- Active Power Factor Corrected IGBT Input Converter
- PWM transistorized (IGBT) inverter
- Continuous Duty Static Bypass Switch
- Input Contacts - Dry contacts are available for functions including monitoring external breakers, on-generator signal, and other functions
- Output Contacts - Dry contacts are available for functions including a permissive signal to maintenance bypass SKRU, to trip external breakers, and other functions
- Generator Load Control - Suppresses battery charging reducing power demand by an external signal. Shifts unit from Eco Mode to double conversion (if applicable), and synchronizes the inverter output with the bypass
- Automatic retransfer - Provides return to inverter power after an overload
- DSP based controls - Provides digital control of power conversion and system operation
- Backlit LCD display - Monitors power conversion, UPS operation and utility conditions. Deviations are logged for troubleshooting
- Temperature-Compensated Charging/Battery Load Test
- Top-and-bottom-entry cable access
- Front only service access
- Local Emergency Power Off (EPO)
- LIFE™ Services for the 1st year
- IP 20 enclosure
- Casters and leveling feet
- UL and cUL Listed to UL Standard 1778 5th Edition

## CIVIC CENTER – NEW UPS FOR EOC & IT OPERATION

The solution includes **Three (3) Liebert EXM Battery Cabinet System(s), model 47BPEMX54L**, with the following features :

- 74 min @ 30 kVA, 1 x Internal String of ENERSYS HX205-FR Batteries and 3 -320 MM External Cabinet(s) of ENERSYS HX205-FR Batteries (**Preferred**)
- 52min: Run Time at 40 KVA
- BP-No Battery Monitoring
- Cabinet Mounted Left Attached to Module

The solution includes **One (1) Maintenance Bypass Cabinet(s), model 47MBE37AC3R11QX** with the following features:

- 3 Switching Devices (BIB,MBB,MIB)
- 175 Amp Breaker Trip Rating
- Key Interlock (SKRU)
- Cabinet Mounted Right Attached to Module with connecting cables factory supplied
- 600 MM - 23.6 inches Frame Size
- 480V/ 208V Input Transformer Included
- Front Access service design
- (1) 225 Amp, 54 pole SqD bolt/plug-in panelboard w isolated ground
- Input Voltage of 480V, 60Hz, 3 Phase, 3 wire plus ground
- Output Voltage of 208/120V, 3 Phase, 4 wire plus ground







### **System Startup Services**

Startup includes one site trip by a LS customer engineer after the UPS has been installed. The site trip includes the following services for one UPS module: non-powered inspection, UPS electrical and operational checkout, full parts and labor for any remedial work required on the UPS or battery cabinets, and customer operation training. Startup also includes remedial onsite labor, parts, and travel for the full one-year warranty period.

- Startup 24x7 is scheduled at the customers designated time
- MBC Startup is included

RE-20-03 - Purchase and Install UPS Equipment for City Center EOC

Date: Wednesday January 6, 2021 at 10:00 a.m. Meeting Location: Pembroke Pines City Hall Building, 601 City Center Way, Pembroke Pines, FL 33025.

PRE-BID ATTENDANCE SHEET	
Company Name:	Representative Printed Name:
1) Eola Power, LLC Address: 8782 NW 15th Ter Daval, FL 33172	Mateo Arins Signature:  E-mail: matias@eolapower.com Phone Number: 305-407-5232
2) Zabatt Power Systems Address: 412 Hwy Ave, Jacksonville	Thomas Tietje Signature:  E-mail: T.M.TIETJE@Zabatt.com Phone Number: 786-390-7055
3) National Electric Controls, Inc Address: 10910 Clubhouse Rd P.P FL 33026	William Carbajal Signature:  E-mail: nationalelectric@gmail.com Phone Number: (754) 8160489
4) UP-Systems of Florida Address: 4260 14th Ave N Clearwater FL 33762	Phillip Eric Anders Signature:  E-mail: eandrus@superiorprinttech.com Phone Number: 305-336-2124
5) UPR Construction Corp Address: 3507 NW 19 Street Lauderdale Lakes	HILROY Samuel Signature:  E-mail: HILROY@UPRConstructionCorp.com Phone Number: 954-859-5497
6) 3507 NW 19 st Lauderdale Lakes	Andy NonCayawan Signature:  E-mail: 954-859-5495 Phone Number:
7)	
8)	

WAIVER AND RELEASE OF LIABILITY

As a participant and by signing this PRE-BID ATTENDANCE SHEET, I hereby waive, release, and indemnify the City of Pembroke Pines, its officers, agents, employees, commission, insurers and volunteers (collectively, the "City") from any and all claims, liability, injury, causes of action, suits, demands and/or damage of whatever kind, (collectively, "Claims") made by myself or any party on my behalf whether caused in whole or in part by my negligence of the City, or otherwise, in connection with my participation in the above-referenced program/activity. I hereby further hold the City harmless from any and all Claims that may be incurred in connection with my participation in the above-referenced site visit for the above mentioned project. By signing this form and as a participant in this PRE-BID MEETING / SITE VISIT, I affirm that I am physically able to participate in the City of Pembroke Pines's PRE-BID MEETING / SITE VISIT. By signing this form I affirm that I understand and recognize there are risks and hazards associated with said activity and that I am waiving and releasing the Claims described above. This Waiver and Release shall be binding upon myself, and my respective successors, heirs, assigns, executors, administrators, spouse and next of kin. I affirm that I am aware of the current recommendations from the CDC, the State of Florida, Broward County, and the City related to Covid-19 and agree to abide by those recommendations as applicable to any activity related to this site visit.



[Vendor view of bid](#)

[Chat](#) | [Description](#) | [Attachments](#)

**Bid #RE-20-03 - Purchase And Install UPS Equipment For City Center EOC**

<b>Time Left</b>	closed	<b># of offers</b>	3
<b>Bid Started</b>	Dec 22, 2020 5:09:22 PM EST	<b>Notifications</b>	<a href="#">Report (Bidder Activity)</a>
<b>Bid Ended</b>	This bid closed on Feb 23, 2021 2:00:00 PM EST	<b># of suppliers viewed</b>	84 <a href="#">(View)</a>
<b>Agency Information</b>	City of Pembroke Pines, FL <a href="#">(view agency's bids)</a>	<b>Q &amp; A</b>	<a href="#">Questions &amp; Answers</a>
<b>Bid Classifications</b>	<a href="#">Classification Codes</a>		
<b>Required Vendor Qualifications</b>	PP-SWORN, PP-LOCAL, PP-VOSB, PP-DRUGFREE, PP-SCRUTINIZED, PP-W9, PP-VENDORINFO, PP-EQUAL, PP-LBTR, PP-HUBZONE		
<b>Bid Regions</b>	<a href="#">Regions</a>		
<b>Bid Contact</b>	<a href="#">see contact information</a>		
<b>Pre-Bid Conference(s)</b>	Jan 6, 2021 10:00:00 AM EST <b>Attendance is mandatory</b> Location: There will be a mandatory scheduled pre-bid meeting on January 6, 2021, 2020 at 10:00 a.m. Meeting location will be at the Pembroke Pines City Hall Building, Lobby, located at 601 City Center Way, Pembroke Pines, FL 33025.  <a href="#">Transcript</a> <a href="#">Attendance</a>  Jan 25, 2021 10:00:00 AM EST Attendance is optional Location: There will be a second non-mandatory meeting to give vendors who attended the initial mandatory pre-bid meeting an opportunity to take any and all measurements needed. The meeting is scheduled for January 25, 2021, 2020 at 10:00 a.m. Meeting location will be at the Pembroke Pines City Hall Building, Lobby, located at 601 City Center Way, Pembroke Pines, FL 33025.  <a href="#">Transcript</a> <a href="#">Attendance</a>		
<b>Delivery Location</b>	One or more of the following locations  <b>City of Pembroke Pines</b> <a href="#">No Location Specified</a>  <b>Qty 1</b> <b>Expected Expenditure</b> n/a		
<b>View Rules</b>	Click here to <a href="#">change</a> the rules for this bid.		
<b>Bid Packet</b>	<a href="#">Packet for Bid RE-20-03 (download)</a>		
<b>Best and Final Offer:</b>	<a href="#">Create</a>		

**Approval**

**View Approval Flow** [View Approval Flow](#)  
**Approval Status** Approved

**Description**

**Bid Number** RE-20-03

<b>Title</b>	Total cost to purchase and install a new Uninterruptible Power System (UPS)
<b>Quantity</b>	1 project
<b>Contract Duration</b>	One Time Purchase
<b>Prices Good for</b>	90 days
<b>Budgeted Amount</b>	\$0.00 ( <a href="#">change</a> )
<b>Estimated Amount</b>	\$150,000.00
<b>Estimated Amount</b>	\$150,000.00 (This price is estimated - not guaranteed)
<b>Standard Disclaimer</b>	Bids/proposals must be submitted electronically

Please note vendors should be registered on BidSync under the name of the organization that they are operating as and it should match the organization name on the documents that they are submitting and utilizing when responding to the solicitation. The vendor must provide the necessary information on the BidSync website and upload all of the requested documents listed in the PROPOSAL REQUIREMENTS section of this solicitation. Unless otherwise specified, the City requests for vendors to upload their documents as one (1) PDF document in the order that is outline in the bid package.













The City recommends for proposers to submit their proposals as soon as they are ready to do so. Please allow ample time to submit your proposals on the BidSync website. Proposals may be modified or withdrawn prior to the deadline for submitting Proposals. BidSync Support is happy to help you with submitting your proposal and to ensure that you are submitting your proposals correctly, but we ask that you contact their support line at 1-800-990-9339 with ample time before the bid closing date and time.

PLEASE DO NOT SUBMIT ANY PROPOSALS VIA MAIL, E-MAIL OR FAX.

However, please note that any required Bid Bond or Cashier's Check should be in a sealed envelope, plainly marked "BID SECURITY" (with the Solicitation Number and Title) and sent to the City of Pembroke Pines, City Clerk's Office, 4th Floor, 601 City Center Way, Pembroke Pines, FL 33025.

<b>Bid Comments</b>	The City of Pembroke Pines is seeking proposals from qualified firms, to provide and install a new UPS to support the City's EOC at City Hall.
<b>Description</b>	Total cost to purchase and install a new Uninterruptible Power System (UPS) per the scope of work specified in the IFB.

Documents Select All | Select None | Download Selected

- 1.  [RE-20-03 IFB Purchase and Install UPS Equipment for City Center EOC.pdf](#) [\[download\]](#)
  - 2.  [Attachment A - Contact Information Form.docx](#) [\[download\]](#)
  - 3.  [Attachment B - Non-Collusive Affidavit](#) [\[download\]](#)
  - 4.  [Attachment C - Proposers Qualifications Statement](#) [\[download\]](#)
  - 5.  [Attachment D - Sample Insurance Certificate.pdf](#) [\[download\]](#)
  - 6.  [Attachment E - Specimen Contract - Construction Agreement Rev 2020-01.pdf](#) [\[download\]](#)
  - 7.  [Attachment F - References Form](#) [\[download\]](#)
  - 8.  [Attachment G - Standard Release of Lien.pdf](#) [\[download\]](#)
  - 9.  [Attachment H - Drawings for UPS Purchase and Installation.pdf](#) [\[download\]](#)
  - 10.  [Attachment I - Specifications for UPS Purchase and Installation 1.pdf](#) [\[download\]](#)
  - 11.  [Mandatory Pre-Bid Meeting Sign-in Sheet.pdf](#) [\[download\]](#)
-  Addendum #1 (1 documents)

 = Included in Bid Packet     = Excluded from Bid Packet

Addendum #1 - Made On Jan 6, 2021 11:43:07 AM EST

<b>New Documents</b>	Mandatory Pre-Bid Meeting Sign-in Sheet.pdf
----------------------	---

Addendum #2 - Made On Jan 19, 2021 8:31:45 AM EST

<b>New Documents</b>	Addendum 1.pdf
----------------------	----------------

<b>Previous End Date</b>	Jan 26, 2021 2:00:00 PM EST	<b>New End Date</b>	Feb 9, 2021 2:00:00 PM EST
--------------------------	-----------------------------	---------------------	----------------------------

<b>Previous Q &amp; A End Date</b>	Jan 12, 2021 8:30:00 PM EST	<b>New Q &amp; A End Date</b>	Feb 2, 2021 8:30:00 PM EST
------------------------------------	-----------------------------	-------------------------------	----------------------------

Conference on Jan 25, 2021 10:00:00 AM EST as been added

Change Made On Jan 20, 2021 8:22:31 AM EST

**New Documents** Addendum 1 Revised.pdf

**Removed Documents** Addendum 1.pdf

**Pre-Bid Conference Changes** Pre-Bid Conference information has changed. Please review all Pre-Bid Conferences.

Change Made On Feb 9, 2021 1:41:32 PM EST

**Previous End Date** Feb 9, 2021 2:00:00 PM EST

**New End Date** Feb 23, 2021 2:00:00 PM EST

Contractor Advertisements

[View All Ads](#)

There are no advertisements on this solicitation.

Questions? Contact a Periscope Source representative: 800-990-9339 or email: [source-support@periscopeholdings.com](mailto:source-support@periscopeholdings.com)

[Home](#) | [Bid Search](#) | [Bids](#) | [Orders](#) | [Tools](#) | [Support](#) | [Privacy](#) | [Logout](#)



Copyright © 2020 - Periscope Holdings, Inc. - All rights reserved.

## Question and Answers for Bid #RE-20-03 - Purchase and Install UPS Equipment for City Center EOC

[Create New Question](#)

Question Deadline: Feb 2, 2021 8:30:00 PM EST

### Overall Bid Questions

There are no questions associated with this bid.

Questions? Contact a Periscope Source representative: 800-990-9339 or email: [source-support@periscopeholdings.com](mailto:source-support@periscopeholdings.com)