




RUN DATE:03/14/25 11:18 AM

	TOTAL VOTES	%	ED	AV	PV
PRECINCTS COUNTED (OF 29)	29	100.00			
REGISTERED VOTERS - TOTAL	108,578				
BALLOTS CAST - TOTAL	9,459		4,621	4,838	0
BALLOTS CAST - BLANK	2	.02	1	1	0
VOTER TURNOUT - TOTAL		8.71			
VOTER TURNOUT - BLANK					
Pembroke Pines, Question 1					
(VOTE FOR) 1					
(WITH 29 OF 29 PRECINCTS COUNTED)					
YES	4,244	45.99	1,857	2,387	0
NO.	4,985	54.01	2,647	2,338	0
Pembroke Pines, Question 2					
(VOTE FOR) 1					
(WITH 29 OF 29 PRECINCTS COUNTED)					
YES	2,474	26.95	1,084	1,390	0
NO.	6,707	73.05	3,406	3,301	0
Pembroke Pines, Question 3					
(VOTE FOR) 1					
(WITH 29 OF 29 PRECINCTS COUNTED)					
YES	4,087	44.33	1,785	2,302	0
NO.	5,133	55.67	2,709	2,424	0
Pembroke Pines, Question 4					
(VOTE FOR) 1					
(WITH 29 OF 29 PRECINCTS COUNTED)					
YES	5,618	63.23	2,376	3,242	0
NO.	3,267	36.77	1,973	1,294	0
Pembroke Pines, Question 5					
(VOTE FOR) 1					
(WITH 29 OF 29 PRECINCTS COUNTED)					
YES	4,926	53.88	2,089	2,837	0
NO.	4,216	46.12	2,368	1,848	0
Pembroke Pines, Question 6					
(VOTE FOR) 1					
(WITH 29 OF 29 PRECINCTS COUNTED)					
YES	1,974	22.01	953	1,021	0
NO.	6,993	77.99	3,416	3,577	0
Pembroke Pines, Question 7					
(VOTE FOR) 1					
(WITH 29 OF 29 PRECINCTS COUNTED)					
YES	6,180	68.58	2,585	3,595	0
NO.	2,832	31.42	1,818	1,014	0

RUN DATE:03/14/25 11:18 AM

	TOTAL VOTES	%	ED	AV	PV
Pembroke Pines, Question 8					
(VOTE FOR) 1					
(WITH 29 OF 29 PRECINCTS COUNTED)					
For Bonds	3,235	34.54	1,127	2,108	0
Against Bonds	6,132	65.46	3,458	2,674	0

 County Judge
  County Commissioner
  Supervisor of Elections