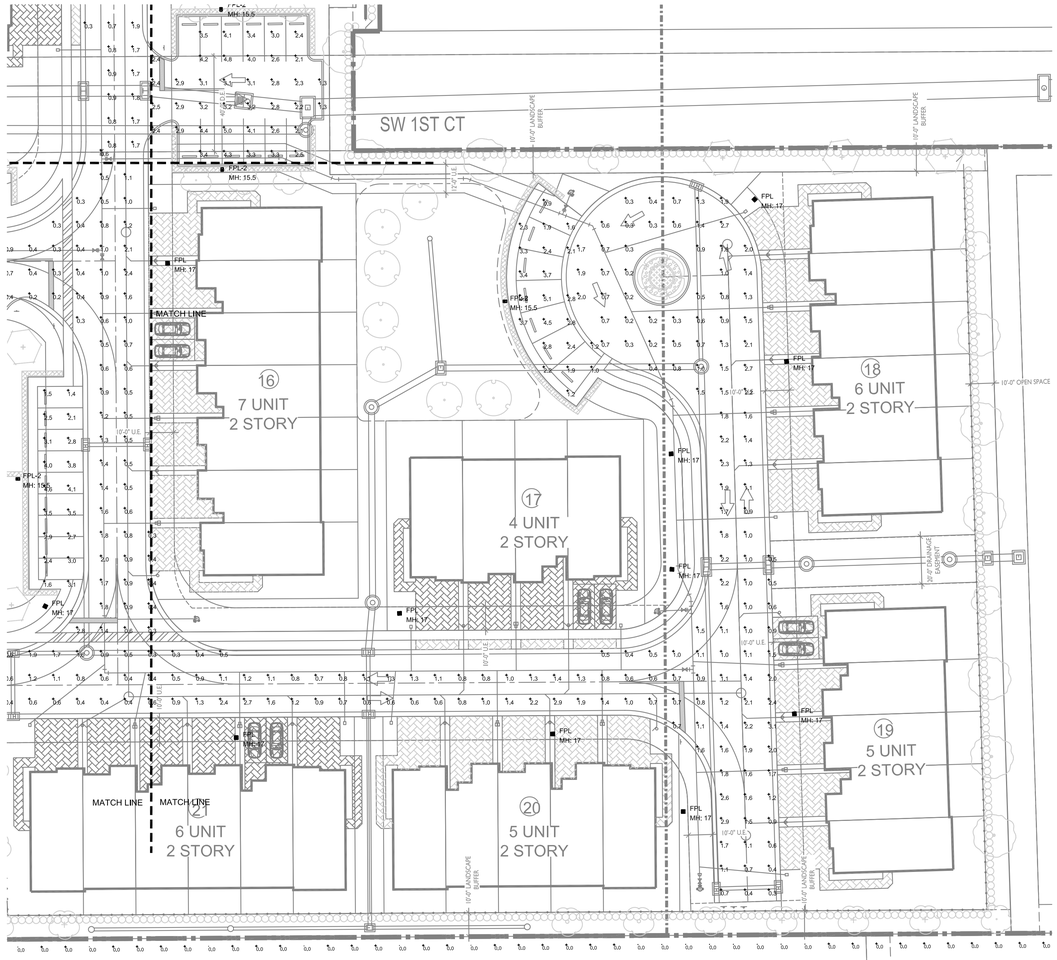

N

PHOTOMETRIC PLAN. (PARTIAL VIEW)

SCALE 1" = 30FT

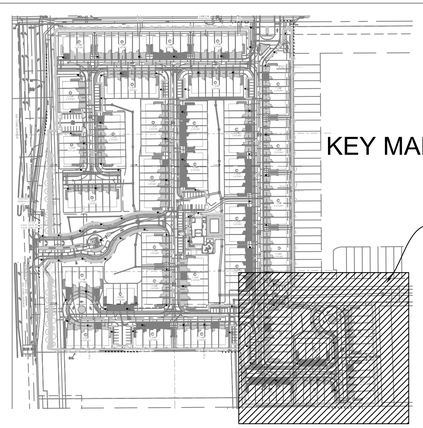

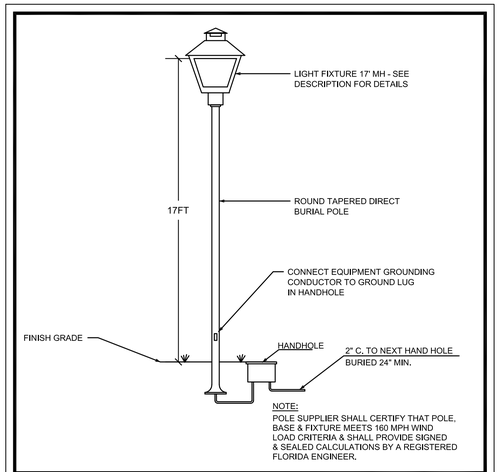

NOTE:
POLE SUPPLIER SHALL CERTIFY THAT POLE, BASE & FIXTURE MEETS 160 MPH WIND LOAD CRITERIA & SHALL PROVIDE SIGNED & SEALED CALCULATIONS BY A REGISTERED FLORIDA ENGINEER.

FPL FIXTURE AND POLE DETAIL TYPICAL

NOT TO SCALE

NOTE:
POLE SUPPLIER SHALL CERTIFY THAT POLE, BASE, & FIXTURE MEETS 160 MPH WIND LOAD CRITERIA AND SHALL PROVIDE SIGNED & SEALED CALCULATIONS BY A REGISTERED FLORIDA ENGINEER.

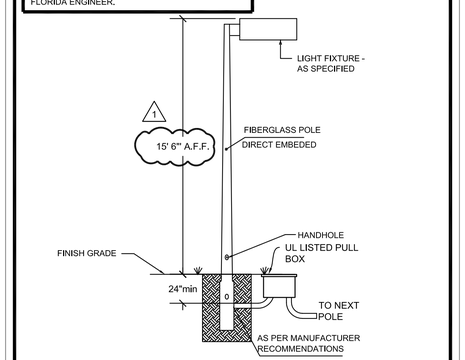

TYPICAL PARKING POLE DETAIL

NOT TO SCALE

American Revolution LED
Series 247L

PRODUCT OVERVIEW

Features:

- Die-cast aluminum housing and hood for long-life performance
- Die-cast trigger latch (TL) and captive thumb screws option available for easy access to internal components
- Optical assembly designed for maximum performance, available in Type II, Type III and Type V
- Hinged hood and captive thumb screws provision afford quick, easy access to electrical and optical area for servicing
- Slipfitter with three set screws allows secure installation to pole sizes 2-3/8" or 3" O.D.
- Surge protection device (standard) exceeds ANSI C62.41 Category C1 criteria (surge tested at 10kV/5kA)
- Complies with ANSI: C136.2, C136.10, C136.15
- CSA listed and suitable for up to 30°C ambient
- Rated L70, LED life greater than 100,000 hours at 25°C
- Replaces up to 150W HPS light source incumbant models
- LED electronic 0V-10V dimmable driver
- DesignLights Consortium® (DLC) qualified product. Not all versions of this product may be DLC qualified. Please check the DLC Qualified Products List at www.designlights.org/QPL to confirm which versions are qualified.

Applications:

Streetscapes
Walkways
Pathways
Parks

DIMENSIONS

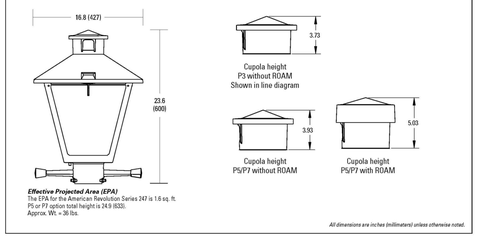

Effective Projected Area (EPA)
The EPA for the American Revolution Series 247 is 1.6 sq. ft.
P5 or P7 option total height is 24.9 (633).
Approx. Wt. = 36 lbs.

All dimensions are inches (millimeters) unless otherwise noted.

Note: Specifications subject to change without notice.
American Revolution Series 247L LED

AEL American Electric Lighting

FIXTURE TYPE "FPL" MOUNTED AT 17FT A.F.F.

McGraw-Edison

DESCRIPTION

The Galleon™ LED luminaire delivers exceptional performance in a highly scalable, low-profile design. Patented, high-efficiency AccuLED Optics™ system provides uniform and energy conscious illumination to walkways, parking lots, roadways, building areas and security lighting applications. IP66 rated and UL/cUL Listed for wet locations.

Catalog #		Type	
Project			
Comments		Date	
Prepared by			

SPECIFICATION FEATURES

Construction
Extruded aluminum driver enclosure thermally isolated from Light Squares for optimal thermal performance. Heavy-wall, die-cast aluminum end caps enclose housing and die-cast aluminum heat sinks. A unique, patent pending interlocking housing and heat sink provides scalability with superior structural rigidity. 3G vibration tested and rated. Optional tool-less hardware available for ease of entry into electrical chamber. Housing is IP66 rated.

Optics
Patented, high-efficiency injection-molded AccuLED Optics technology. Optics are precisely designed to shape the distribution maximizing efficiency and application spacing. AccuLED Optics create consistent distributions with the scalability to meet customized application requirements. Offered standard in 4000K (+/- 275K) CCT 70 CRI. Optional 3000K, 5000K and 6000K CCT.

Electrical
LED drivers are mounted to removable tray assembly for ease of maintenance. 120-277V 50/60Hz, 347V 60Hz or 480V 60Hz operation. 480V is compatible for use with 480V Wye systems only. Standard with 0-10V dimming. Shipped standard with Eaton proprietary circuit module designed to withstand 10kV of transient line surge. The Galleon LED luminaire is suitable for operation in -40°C to 40°C ambient environments. For applications with ambient temperatures exceeding 40°C, specify the HA (High Ambient) option. Light Squares are IP66 rated. Greater than 90% lumen maintenance expected at 60,000 hours. Available in standard 1A drive current and optional 600mA, 800mA and 1200mA drive currents (nominal).

Mounting
STANDARD ARM MOUNT: Extruded aluminum arm includes internal bolt guides allowing for easy positioning of fixture during mounting. When mounting two or more luminaires at 90° and 120° apart, the EA extended arm may be required. Refer to the arm mounting requirement table. Round pole adapter included. For wall mounting, specify wall mount bracket option. QUICK MOUNT ARM: Adapter is bolted directly to the pole. Quick mount arm slide into place on the adapter and is secured via two screws, facilitating quick and easy installation. The versatile, patent pending, quick mount arm accommodates multiple drill patterns ranging from 1-1/2" to 4-7/8". Removal of the door on the quick mount arm enables wiring of the fixture without having to access the driver compartment. A knock-out enables round pole mounting.

Finish
Housing finished in super durable TGIC polyester powder coat paint, 2.5 mil nominal thickness for superior protection against fade and wear. Heat sink is powder coated black. Standard housing colors include black, bronze, grey, white, dark platinum and graphite metallic. RAL and custom color matches available.

Warranty
Five-year warranty.

GLEON
GALLEON LED

1-10 Light Squares
Solid State LED

AREA/SITE LUMINAIRE

DIMENSIONS

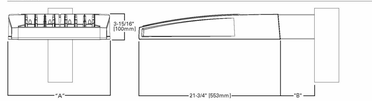

DIMENSION DATA

Number of Light Squares	"A" Width	"B" Standard Arm Length	"B" Optional Arm Length [1]	Weight with Arm (lbs.)	EPA with Arm [2] (Sq. Ft.)
1-4	15-1/2" (394mm)	7" (178mm)	10" (254mm)	33 (15.0 kgs.)	0.96
5-6	21-5/8" (549mm)	7" (178mm)	10" (254mm)	44 (20.0 kgs.)	1.00
7-8	27-5/8" (702mm)	7" (178mm)	13" (330mm)	54 (24.5 kgs.)	1.07
9-10	33-3/4" (857mm)	7" (178mm)	16" (406mm)	63 (28.6 kgs.)	1.12

NOTES: 1. Optional arm length to be used when mounting two fixtures at 90° on a single pole. **2.** EPA calculated with optional arm length.

DRILLING PATTERN

TYPE "N"

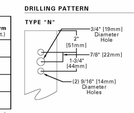

CERTIFICATION DATA
UL/cUL Wet Location Listed
ISO 9001
LM79 / LM80 Compliant
3G Vibration Rated
IP66 Rated
DesignLights Consortium® Qualified*

ENERGY DATA
Electronic LED Driver
>0.9 Power Factor
<20% Total Harmonic Distortion
120V-277V 50/60Hz
347V & 480V 60Hz
-40°C Min. Temperature
40°C Max. Temperature
50°C Max. Temperature (HA Option)

*www.designlights.org

TD500020EN
June 21, 2018 4:04 PM

FIXTURE TYPE "FPL-2" MOUNTED AT 15' 6" A.F.F.

E & C Engineers, Inc.
Cert. of Auth # 26558
13812 Geranium Place
Wellington, Fl 33414
Tel (561) 712 1149
email: ed@ecengineers.com

DATE 2.24.2021

Eduardo Samour — Digitally signed by Eduardo Samour Date: 2021.02.24 16:04:15 -05'00'

EDUARDO (ED) SAMOUR, P.E. # 41186

EDUARDO SAMOUR — LICENSE — No. 41186 — STATE OF FLORIDA — PROFESSIONAL ENGINEER

WGI®
2035 Vista Parkway, West Palm Beach, FL 33411
Phone No. 866.909.2220 www.wginc.com
Cert No. 6091 - LB No. 7055

NO.	DATE	DESCRIPTION	BY

REVISIONS

CAD 19-3434 PHMLDWG	
JOB NO.	391500
DRAWN BY	KLJ
CHECK BY	DM
DATE	11-21-19

MERRICK SQUARE TOWNHOMES

PHOTOMETRIC PLAN

SHEET:
PHM-5

Eduardo Samour X:\PROJECTS\JOBS IN PROGRESS\19-3434 PEMBROKE PINE SCHOOL SITE\CAD\Auto\CAD\Electrical\Sheets\19-3434 PHM.dwg — Plotted: 2/24/2021 3:55:59 PM Saved: 2/24/2021 1:54:32 PM